

**Hungaroring**  
**Euroformula Open**  
**Race - 1**  
**Provisional Results**



Cls	Nº	Entrant	Nat	Driver	Nat	Cat	Cls	Chassis - Engine	Team	Laps	Total Time	Gap	Interval	Km/h	Best	Time	Km/h
1	33	Team Motopark	DEU	Marino Sato	JPN			Dallara F317 Spiess	Team Motopark	17	27:59.259			159.6	14	1:37.681	161.4
2	8	Teo Martin Motorsport	ESP	Lukas Dunner	AUT			Dallara F317 HWA	Teo Martin Motorsport	17	27:59.662	0.403	0.403	159.6	14	1:37.806	161.2
3	30	Team Motopark	DEU	Liam Lawson	NZL	R	1	Dallara F317 Spiess	Team Motopark	17	28:03.207	3.948	3.545	159.2	10	1:38.118	160.7
4	14	Team Motopark	DEU	Yuki Tsunoda	JPN	R	2	Dallara F317 Spiess	Team Motopark	17	28:04.031	4.772	0.824	159.2	10	1:37.970	160.9
5	26	Double R	GBR	Linus Lundqvist	SWE	R	3	Dallara F317 HWA	Double R	17	28:06.730	7.471	2.699	158.9	13	1:38.039	160.8
6	11	Carlin Motorsport	GBR	Teppey Natori	JPN	R	4	Dallara F317 Spiess	Carlin Motorsport	17	28:07.862	8.603	1.132	158.8	14	1:38.282	160.4
7	12	Carlin Motorsport	GBR	Christian Hahn	BRA			Dallara F317 Spiess	Carlin Motorsport	17	28:08.677	9.418	0.815	158.7	9	1:38.362	160.3
8	21	Fortec Motorsport	GBR	Calan Williams	AUS			Dallara F317 HWA	Fortec Motorsport	17	28:11.113	11.854	2.436	158.5	14	1:38.545	160.0
9	1	RP Motorsport	ITA	Javier Gonzalez	MEX	R	5	Dallara F317 Spiess	RP Motorsport	17	28:13.815	14.556	2.702	158.2	16	1:38.222	160.5
10	25	Team Motopark	DEU	Cameron Das	USA			Dallara F317 Spiess	Team Motopark	17	28:17.834	18.575	4.019	157.9	14	1:38.713	159.7
11	51	Teo Martin Motorsport	ESP	Aldo Festante	ITA			Dallara F317 HWA	Teo Martin Motorsport	17	28:18.586	19.327	0.752	157.8	14	1:38.626	159.9
12	31	Carlin Motorsport	GBR	Billy Monger	GBR	R	6	Dallara F317 Spiess	Carlin Motorsport	17	28:20.406	21.147	1.820	157.6	12	1:38.631	159.9
13	3	RP Motorsport	ITA	Pierre Louis Chovet	FRA	R	7	Dallara F317 Spiess	RP Motorsport	17	28:25.044	25.785	4.638	157.2	13	1:39.291	158.8
14	99	Drivex School	ESP	Rui Andrade	AGO	R	8	Dallara F317 HWA	Drivex School	17	28:25.597	26.338	0.553	157.1	17	1:38.954	159.3
15	63	Carlin Motorsport	GBR	Nicolai Kjaergaard	DNK	R	9	Dallara F317 Spiess	Carlin Motorsport	17	28:27.436	28.177	1.839	157.0	6	1:38.684	159.8
16	7	Double R	GBR	Jack Doohan	AUS	R	10	Dallara F317 HWA	Double R	17	28:29.048	29.789	1.612	156.8	3	1:38.665	159.8
17	18	Team Motopark	DEU	Julian Hanses	DEU			Dallara F317 Spiess	Team Motopark	17	28:31.818	32.559	2.770	156.6	8	1:38.900	159.4
<b>Not classified: (Requirements: 75% of number laps of leader = 13 Laps)</b>																	
	22	Carlin Motorsport	GBR	Nobuharu Matsushita	JPN			Dallara F317 Spiess	Carlin Motorsport	10	25:43.601	7 Laps	7 Laps	102.1	9	1:36.285	163.8

**Fastest lap Nobuharu Matsushita in 1:36.285 at 163.8 Km/h in lap 9**

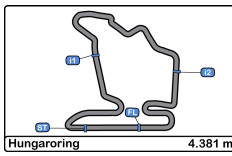
**CAR #18 - 5 SECONDS TIME PENALTY ADDED TO RACE TIME CAUSING A COLLISION**

Published at:.....

Track Temp: 49.4 °C    Air Temp: 30.6 °C    Humidity: 34 %    Track Status: DRY

<b>Stewards:</b>	<b>Race Director:</b>	<b>Timekeeper:</b>
------------------	-----------------------	--------------------





**Hungaroring**  
**Euroformula Open**  
**Race - 1**  
**Provisional Results by Class**




Cls	Nº	Entrant	Nat	Driver	Nat	Cat	Cls	Chassis - Engine	Team	Laps	Total Time	Gap	Interval	Km/h	Best	Time	Km/h
1	33	Team Motopark	DEU	Marino Sato	JPN			Dallara F317 Spiess	Team Motopark	17	27:59.259			159.6	14	1:37.681	161.4
2	8	Teo Martin Motorsport	ESP	Lukas Dunner	AUT			Dallara F317 HWA	Teo Martin Motorsport	17	27:59.662	0.403	0.403	159.6	14	1:37.806	161.2
3	12	Carlin Motorsport	GBR	Christian Hahn	BRA			Dallara F317 Spiess	Carlin Motorsport	17	28:08.677	9.418	9.015	158.7	9	1:38.362	160.3
4	21	Fortec Motorsport	GBR	Calan Williams	AUS			Dallara F317 HWA	Fortec Motorsport	17	28:11.113	11.854	2.436	158.5	14	1:38.545	160.0
5	25	Team Motopark	DEU	Cameron Das	USA			Dallara F317 Spiess	Team Motopark	17	28:17.834	18.575	6.721	157.9	14	1:38.713	159.7
6	51	Teo Martin Motorsport	ESP	Aldo Festante	ITA			Dallara F317 HWA	Teo Martin Motorsport	17	28:18.586	19.327	0.752	157.8	14	1:38.626	159.9
7	18	Team Motopark	DEU	Julian Hanses	DEU			Dallara F317 Spiess	Team Motopark	17	28:31.818	32.559	13.232	156.6	8	1:38.900	159.4
<b>Not classified: (Requirements: 75% of number laps of leader = 13 Laps)</b>																	
	22	Carlin Motorsport	GBR	Nobuharu Matsushita	JPN			Dallara F317 Spiess	Carlin Motorsport	10	25:43.601	7 Laps	7 Laps	102.1	9	1:36.285	163.8
<b>Rookie</b>																	
1	30	Team Motopark	DEU	Liam Lawson	NZL	R	1	Dallara F317 Spiess	Team Motopark	17	28:03.207			159.2	10	1:38.118	160.7
2	14	Team Motopark	DEU	Yuki Tsunoda	JPN	R	2	Dallara F317 Spiess	Team Motopark	17	28:04.031	4.772	0.824	159.2	10	1:37.970	160.9
3	26	Double R	GBR	Linus Lundqvist	SWE	R	3	Dallara F317 HWA	Double R	17	28:06.730	7.471	2.699	158.9	13	1:38.039	160.8
4	11	Carlin Motorsport	GBR	Teppeï Natori	JPN	R	4	Dallara F317 Spiess	Carlin Motorsport	17	28:07.862	8.603	1.132	158.8	14	1:38.282	160.4
5	1	RP Motorsport	ITA	Javier Gonzalez	MEX	R	5	Dallara F317 Spiess	RP Motorsport	17	28:13.815	14.556	5.953	158.2	16	1:38.222	160.5
6	31	Carlin Motorsport	GBR	Billy Monger	GBR	R	6	Dallara F317 Spiess	Carlin Motorsport	17	28:20.406	21.147	6.591	157.6	12	1:38.631	159.9
7	3	RP Motorsport	ITA	Pierre Louis Chovet	FRA	R	7	Dallara F317 Spiess	RP Motorsport	17	28:25.044	25.785	4.638	157.2	13	1:39.291	158.8
8	99	Drivex School	ESP	Rui Andrade	AGO	R	8	Dallara F317 HWA	Drivex School	17	28:25.597	26.338	0.553	157.1	17	1:38.954	159.3
9	63	Carlin Motorsport	GBR	Nicolai Kjaergaard	DNK	R	9	Dallara F317 Spiess	Carlin Motorsport	17	28:27.436	28.177	1.839	157.0	6	1:38.684	159.8
10	7	Double R	GBR	Jack Doohan	AUS	R	10	Dallara F317 HWA	Double R	17	28:29.048	29.789	1.612	156.8	3	1:38.665	159.8

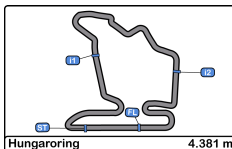
**Fastest lap Nobuharu Matsushita in 1:36.285 at 163.8 Km/h in lap 9**

Published at:.....

Track Temp: 49.4 °C    Air Temp: 30.6 °C    Humidity: 34 %    Track Status: DRY

<b>Stewards:</b>	<b>Race Director:</b>	<b>Timekeeper:</b> 
------------------	-----------------------	--





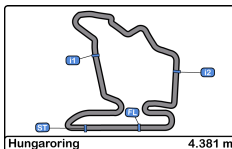
**Hungaroring**  
**Euroformula Open**  
**Race - 1**



**Provisional Classification by Driver Fastest Lap**

Clas	Nº	Entrant	Nat	Driver	Nat	Cat	Clas	Chassis - Engine	Team	Laps	Best	Time	Gap	Interval	Km/h
1	22	Carlin Motorsport	GBR	Nobuharu Matsushita	JPN			Dallara F317 Spiess	Carlin Motorsport	10	9	1:36.285			163.8
2	33	Team Motopark	DEU	Marino Sato	JPN			Dallara F317 Spiess	Team Motopark	17	14	1:37.681	1.396	1.396	161.4
3	8	Teo Martin Motorsport	ESP	Lukas Dunner	AUT			Dallara F317 HWA	Teo Martin Motorsport	17	14	1:37.806	1.521	0.125	161.2
4	14	Team Motopark	DEU	Yuki Tsunoda	JPN	R	1	Dallara F317 Spiess	Team Motopark	17	10	1:37.970	1.685	0.164	160.9
5	26	Double R	GBR	Linus Lundqvist	SWE	R	2	Dallara F317 HWA	Double R	17	13	1:38.039	1.754	0.069	160.8
6	30	Team Motopark	DEU	Liam Lawson	NZL	R	3	Dallara F317 Spiess	Team Motopark	17	10	1:38.118	1.833	0.079	160.7
7	1	RP Motorsport	ITA	Javier Gonzalez	MEX	R	4	Dallara F317 Spiess	RP Motorsport	17	16	1:38.222	1.937	0.104	160.5
8	11	Carlin Motorsport	GBR	Teppey Natori	JPN	R	5	Dallara F317 Spiess	Carlin Motorsport	17	14	1:38.282	1.997	0.060	160.4
9	12	Carlin Motorsport	GBR	Christian Hahn	BRA			Dallara F317 Spiess	Carlin Motorsport	17	9	1:38.362	2.077	0.080	160.3
10	21	Fortec Motorsport	GBR	Calan Williams	AUS			Dallara F317 HWA	Fortec Motorsport	17	14	1:38.545	2.260	0.183	160.0
11	51	Teo Martin Motorsport	ESP	Aldo Festante	ITA			Dallara F317 HWA	Teo Martin Motorsport	17	14	1:38.626	2.341	0.081	159.9
12	31	Carlin Motorsport	GBR	Billy Monger	GBR	R	6	Dallara F317 Spiess	Carlin Motorsport	17	12	1:38.631	2.346	0.005	159.9
13	7	Double R	GBR	Jack Doohan	AUS	R	7	Dallara F317 HWA	Double R	17	3	1:38.665	2.380	0.034	159.8
14	63	Carlin Motorsport	GBR	Nicolai Kjaergaard	DNK	R	8	Dallara F317 Spiess	Carlin Motorsport	17	6	1:38.684	2.399	0.019	159.8
15	25	Team Motopark	DEU	Cameron Das	USA			Dallara F317 Spiess	Team Motopark	17	14	1:38.713	2.428	0.029	159.7
16	18	Team Motopark	DEU	Julian Hanses	DEU			Dallara F317 Spiess	Team Motopark	17	8	1:38.900	2.615	0.187	159.4
17	99	Drivex School	ESP	Rui Andrade	AGO	R	9	Dallara F317 HWA	Drivex School	17	17	1:38.954	2.669	0.054	159.3
18	3	RP Motorsport	ITA	Pierre Louis Chovet	FRA	R	10	Dallara F317 Spiess	RP Motorsport	17	13	1:39.291	3.006	0.337	158.8





**Hungaroring**  
**Euroformula Open**  
**Race - 1**  
**Distance and Speed Average**



Clas	Nº	Entrant	Nat	Driver	Nat	Cat	Clas	Chassis - Engine	Team	Laps	Distance	Total Time	Km/h
1	33	Team Motopark		Marino Sato				Dallara F317 Spiess	Team Motopark	17	74.47	27:59.259	159.6
2	8	Teo Martin Motorsport		Lukas Dunner				Dallara F317 HWA	Teo Martin Motorsport	17	74.47	27:59.662	159.6
3	30	Team Motopark		Liam Lawson		R	1	Dallara F317 Spiess	Team Motopark	17	74.47	28:03.207	159.2
4	14	Team Motopark		Yuki Tsunoda		R	2	Dallara F317 Spiess	Team Motopark	17	74.47	28:04.031	159.2
5	26	Double R		Linus Lundqvist		R	3	Dallara F317 HWA	Double R	17	74.47	28:06.730	158.9
6	11	Carlin Motorsport		Teppei Natori		R	4	Dallara F317 Spiess	Carlin Motorsport	17	74.47	28:07.862	158.8
7	12	Carlin Motorsport		Christian Hahn				Dallara F317 Spiess	Carlin Motorsport	17	74.47	28:08.677	158.7
8	21	Fortec Motorsport		Calan Williams				Dallara F317 HWA	Fortec Motorsport	17	74.47	28:11.113	158.5
9	1	RP Motorsport		Javier Gonzalez		R	5	Dallara F317 Spiess	RP Motorsport	17	74.47	28:13.815	158.2
10	25	Team Motopark		Cameron Das				Dallara F317 Spiess	Team Motopark	17	74.47	28:17.834	157.9
11	51	Teo Martin Motorsport		Aldo Festante				Dallara F317 HWA	Teo Martin Motorsport	17	74.47	28:18.586	157.8
12	31	Carlin Motorsport		Billy Monger		R	6	Dallara F317 Spiess	Carlin Motorsport	17	74.47	28:20.406	157.6
13	3	RP Motorsport		Pierre Louis Chovet		R	7	Dallara F317 Spiess	RP Motorsport	17	74.47	28:25.044	157.2
14	99	Drivex School		Rui Andrade		R	8	Dallara F317 HWA	Drivex School	17	74.47	28:25.597	157.1
15	63	Carlin Motorsport		Nicolai Kjaergaard		R	9	Dallara F317 Spiess	Carlin Motorsport	17	74.47	28:27.436	157.0
16	7	Double R		Jack Doohan		R	10	Dallara F317 HWA	Double R	17	74.47	28:29.048	156.8
17	18	Team Motopark		Julian Hanses				Dallara F317 Spiess	Team Motopark	17	74.47	28:31.818	156.6
<b>Not classified: (Requirements: 75% of number laps of leader = 13 Laps)</b>													
	22	Carlin Motorsport		Nobuharu Matsushita				Dallara F317 Spiess	Carlin Motorsport	10	43.81	25:43.601	102.1





**Hungaroring**  
**Euroformula Open**  
**Race - 1**  
**Lap Analysis**



1							7								
Javier Gonzalez							Jack Doohan								
R							R								
Dallara F317 Spiess							Dallara F317 HWA								
RP Motorsport							Double R								
Lap	D	Time	Sector 1	Sector 2	Sector 3	T. Spd	Elapsed	Lap	D	Time	Sector 1	Sector 2	Sector 3	T. Spd	Elapsed
1		1:48.334	43.252	37.120	27.962	193.2	1:48.334	1		1:47.334	42.878	36.559	27.897	185.8	1:47.334
2		1:41.514	38.046	35.902	27.566	216.4	3:29.848	2		1:53.555	51.236	35.246	27.073	218.1	3:40.889
3		1:39.920	36.836	35.585	27.499	214.7	5:09.768	3		1:38.665	36.629	34.772	27.264	213.4	5:19.554
4		1:39.217	36.747	35.198	27.272	213.8	6:48.985	4		1:38.700	36.662	34.895	27.143	213.4	6:58.254
5		1:39.315	36.604	35.145	27.566	214.2	8:28.300	5		1:38.982	36.578	35.121	27.283	214.2	8:37.236
6		1:39.036	36.758	34.865	27.413	213.0	10:07.336	6		1:38.876	36.778	34.889	27.209	211.7	10:16.112
7		1:39.095	37.034	34.900	27.161	214.7	11:46.431	7		1:39.181	36.658	35.150	27.373	213.8	11:55.293
8		1:38.988	36.679	35.029	27.280	214.7	13:25.419	8		1:39.167	36.838	34.911	27.418	214.7	13:34.460
9		1:38.888	36.618	35.095	27.175	215.5	15:04.307	9		1:39.046	36.725	35.089	27.232	214.7	15:13.506
10		1:39.223	37.031	35.076	27.116	218.1	16:43.530	10		1:39.460	36.812	35.381	27.267	214.7	16:52.966
11		1:38.881	36.889	34.704	27.288	213.8	18:22.411	11		1:39.148	36.618	35.038	27.492	214.2	18:32.114
12		1:38.478	36.639	34.721	27.118	215.1	20:00.889	12		1:39.340	36.566	35.199	27.575	215.1	20:11.454
13		1:38.789	36.510	34.973	27.306	216.0	21:39.678	13		1:39.127	36.542	35.172	27.413	215.1	21:50.581
14		1:38.428	36.506	34.744	27.178	215.1	23:18.106	14		1:39.095	36.522	35.212	27.361	216.8	23:29.676
15		1:38.698	36.653	35.057	26.988	214.7	24:56.804	15		1:39.740	36.673	35.531	27.536	216.0	25:09.416
16		1:38.222	36.543	34.772	26.907	216.8	26:35.026	16		1:40.015	36.800	35.660	27.555	217.7	26:49.431
17		1:38.789	36.741	34.954	27.094	216.8	28:13.815	17		1:39.617	36.704	35.520	27.393	216.4	28:29.048

3							8								
Pierre Louis Chovet							Lukas Dunner								
R							R								
Dallara F317 Spiess							Dallara F317 HWA								
RP Motorsport							Teo Martin Motorsport								
Lap	D	Time	Sector 1	Sector 2	Sector 3	T. Spd	Elapsed	Lap	D	Time	Sector 1	Sector 2	Sector 3	T. Spd	Elapsed
1		1:50.888	44.670	38.066	28.152	198.5	1:50.888	1		1:44.428	41.150	35.828	27.450	177.9	1:44.428
2		1:40.773	37.161	35.807	27.805	213.0	3:31.661	2		1:38.954	36.792	34.893	27.269	213.4	3:23.382
3		1:40.381	37.086	35.704	27.591	215.1	5:12.042	3		1:38.613	36.642	34.835	27.136	213.4	5:01.995
4		1:39.603	36.891	35.388	27.324	214.2	6:51.645	4		1:38.171	36.657	34.510	27.004	213.4	6:40.166
5		1:39.546	36.711	35.431	27.404	213.8	8:31.191	5		1:38.400	36.493	34.775	27.132	213.8	8:18.566
6		1:39.356	36.916	35.096	27.344	213.0	10:10.547	6		1:38.472	36.534	34.784	27.154	213.8	9:57.038
7		1:39.655	36.941	35.409	27.305	213.4	11:50.202	7		1:39.503	36.968	35.118	27.417	215.5	11:36.541
8		1:39.316	36.730	35.296	27.290	214.2	13:29.518	8		1:38.307	36.553	34.688	27.066	215.5	13:14.848
9		1:39.449	36.952	35.268	27.229	214.7	15:08.967	9		1:38.394	36.530	34.807	27.057	215.5	14:53.242
10		1:39.584	37.011	35.238	27.335	214.7	16:48.551	10		1:38.125	36.404	34.638	27.083	216.4	16:31.367
11		1:39.794	37.000	35.420	27.374	214.2	18:28.345	11		1:38.343	36.500	34.687	27.156	217.3	18:09.710
12		1:39.369	36.743	35.317	27.309	215.5	20:07.714	12		1:38.067	36.387	34.621	27.059	217.3	19:47.777
13		1:39.291	36.648	35.328	27.315	216.0	21:47.005	13		1:38.341	36.485	34.730	27.126	218.6	21:26.118
14		1:39.548	37.194	35.134	27.220	215.1	23:26.553	14		1:37.806	36.382	34.454	26.970	219.0	23:03.924
15		1:39.788	37.339	35.296	27.153	215.1	25:06.341	15		1:37.927	36.339	34.391	27.197	217.7	24:41.851
16		1:39.352	36.673	35.272	27.407	216.4	26:45.693	16		1:38.626	36.579	34.964	27.083	219.5	26:20.477
17		1:39.351	36.734	35.200	27.417	216.4	28:25.044	17		1:39.185	36.558	35.175	27.452	218.6	27:59.662







**Hungaroring**  
**Euroformula Open**  
**Race - 1**  
**Lap Analysis**



11 Teppei Natori							14 Dallara F317 Spiess							Yuki Tsunoda						
R							Carlin Motorsport							R						
Lap	D	Time	Sector 1	Sector 2	Sector 3	T. Spd	Elapsed	Lap	D	Time	Sector 1	Sector 2	Sector 3	T. Spd	Elapsed					
1		1:46.544	42.421	36.207	27.916	181.2	1:46.544	1		1:45.528	41.756	36.244	27.528	182.7	1:45.528					
2		1:39.513	36.858	35.160	27.495	216.0	3:26.057	2		1:39.666	36.801	35.440	27.425	214.7	3:25.194					
3		1:39.584	36.880	35.114	27.590	214.7	5:05.641	3		1:39.447	36.773	35.176	27.498	213.4	5:04.641					
4		1:39.235	36.849	35.083	27.303	215.1	6:44.876	4		1:38.940	36.710	35.068	27.162	213.0	6:43.581					
5		1:39.012	36.832	34.868	27.312	214.7	8:23.888	5		1:38.746	36.761	34.856	27.129	212.5	8:22.327					
6		1:38.882	36.906	34.661	27.315	213.4	10:02.770	6		1:38.795	36.731	34.954	27.110	212.1	10:01.122					
7		1:38.857	36.834	34.819	27.204	214.2	11:41.627	7		1:38.733	36.599	34.996	27.138	212.5	11:39.855					
8		1:38.568	36.720	34.701	27.147	215.1	13:20.195	8		1:38.567	36.544	34.924	27.099	213.8	13:18.422					
9		1:38.526	36.614	34.815	27.097	215.1	14:58.721	9		1:39.127	36.814	34.732	27.581	215.1	14:57.549					
10		1:38.709	36.554	35.116	27.039	216.4	16:37.430	10		1:37.970	36.600	34.463	26.907	213.8	16:35.519					
11		1:38.787	36.507	35.085	27.195	216.4	18:16.217	11		1:38.263	36.468	34.721	27.074	213.8	18:13.782					
12		1:38.856	36.566	34.994	27.296	216.8	19:55.073	12		1:38.246	36.467	34.675	27.104	214.7	19:52.028					
13		1:38.434	36.461	34.856	27.117	216.4	21:33.507	13		1:38.150	36.422	34.696	27.032	215.5	21:30.178					
14		1:38.282	36.376	34.765	27.141	216.8	23:11.789	14		1:38.199	36.320	34.753	27.126	216.8	23:08.377					
15		1:38.450	36.549	34.790	27.111	215.5	24:50.239	15		1:38.365	36.543	34.769	27.053	215.5	24:46.742					
16		1:38.917	36.661	35.103	27.153	216.0	26:29.156	16		1:38.941	36.816	35.008	27.117	216.0	26:25.683					
17		1:38.706	36.574	35.032	27.100	217.7	28:07.862	17		1:38.348	36.579	34.764	27.005	216.0	28:04.031					

12 Christian Hahn							18 Dallara F317 Spiess							Julian Hanses						
R							Carlin Motorsport							Team Motopark						
Lap	D	Time	Sector 1	Sector 2	Sector 3	T. Spd	Elapsed	Lap	D	Time	Sector 1	Sector 2	Sector 3	T. Spd	Elapsed					
1		1:47.127	42.744	36.473	27.910	183.9	1:47.127	1		1:54.205	44.510	37.598	32.097	190.1	1:54.205					
2		1:39.709	37.151	35.206	27.352	213.0	3:26.836	2		1:40.662	37.641	35.529	27.492	209.3	3:34.867					
3		1:39.530	36.955	35.197	27.378	213.0	5:06.366	3		1:39.388	37.023	35.040	27.325	210.1	5:14.255					
4		1:39.127	36.897	34.914	27.316	213.4	6:45.493	4		1:39.140	36.795	34.912	27.433	211.3	6:53.395					
5		1:39.036	36.769	35.057	27.210	214.2	8:24.529	5		1:39.483	37.199	34.833	27.451	211.7	8:32.878					
6		1:38.969	36.957	34.849	27.163	213.4	10:03.498	6		1:39.241	36.959	34.778	27.504	212.1	10:12.119					
7		1:39.079	36.889	34.952	27.238	213.8	11:42.577	7		1:40.092	36.905	35.861	27.326	213.0	11:52.211					
8		1:38.570	36.886	34.727	26.957	213.4	13:21.147	8		1:38.900	36.827	34.790	27.283	212.1	13:31.111					
9		1:38.362	36.568	34.666	27.128	214.2	14:59.509	9		1:39.072	36.843	34.942	27.287	213.4	15:10.183					
10		1:38.575	36.676	34.782	27.117	215.1	16:38.084	10		1:39.556	36.996	35.271	27.289	215.1	16:49.739					
11		1:39.093	37.312	34.653	27.128	216.4	18:17.177	11		1:39.602	36.916	35.188	27.498	215.1	18:29.341					
12		1:38.799	36.521	34.879	27.399	216.0	19:55.976	12		1:39.498	36.811	35.081	27.606	218.1	20:08.839					
13		1:38.447	36.709	34.721	27.017	216.4	21:34.423	13		1:39.502	36.800	35.085	27.617	217.3	21:48.341					
14		1:38.451	36.706	34.632	27.113	216.4	23:12.874	14		1:39.621	36.801	35.330	27.490	215.5	23:27.962					
15		1:38.588	36.749	34.869	26.970	214.2	24:51.462	15		1:40.458	37.083	35.339	28.036	213.0	25:08.420					
16		1:38.511	36.878	34.675	26.958	214.2	26:29.973	16		1:39.167	36.774	34.973	27.420	215.5	26:47.587					
17		1:38.704	36.862	34.757	27.085	216.8	28:08.677	17		1:39.231	36.910	34.977	27.344	216.0	28:26.818					





**Hungaroring**  
**Euroformula Open**  
**Race - 1**  
**Lap Analysis**



21 Calan Williams							26 Linus Lundqvist								
Dallara F317 HWA							Dallara F317 HWA								
Fortec Motorsport							R Double R								
Lap	D	Time	Sector 1	Sector 2	Sector 3	T. Spd	Elapsed	Lap	D	Time	Sector 1	Sector 2	Sector 3	T. Spd	Elapsed
1		1:47.832	43.074	36.797	27.961	186.2	1:47.832	1		1:46.192	41.961	36.523	27.708	186.5	1:46.192
2		1:40.210	37.553	35.369	27.288	216.4	3:28.042	2		1:39.416	36.697	35.266	27.453	214.2	3:25.608
3		1:39.322	36.726	35.261	27.335	214.7	5:07.364	3		1:39.548	36.742	35.291	27.515	216.4	5:05.156
4		1:39.281	36.775	35.179	27.327	214.7	6:46.645	4		1:38.930	36.598	35.062	27.270	215.5	6:44.086
5		1:39.004	36.628	35.106	27.270	214.7	8:25.649	5		1:38.971	36.536	35.109	27.326	216.0	8:23.057
6		1:38.869	36.542	34.964	27.363	214.2	10:04.518	6		1:38.819	36.752	34.742	27.325	214.2	10:01.876
7		1:39.026	36.594	35.207	27.225	215.1	11:43.544	7		1:38.841	36.631	34.912	27.298	215.5	11:40.717
8		1:38.789	36.655	35.047	27.087	215.5	13:22.333	8		1:38.526	36.615	34.852	27.059	215.5	13:19.243
9		1:38.619	36.516	34.954	27.149	216.0	15:00.952	9		1:38.808	36.666	34.959	27.183	216.0	14:58.051
10		1:38.554	36.479	34.871	27.204	215.1	16:39.506	10		1:38.698	36.850	34.805	27.043	217.3	16:36.749
11		1:38.802	36.503	35.004	27.295	215.1	18:18.308	11		1:38.535	36.667	34.729	27.139	215.5	18:15.284
12		1:38.627	36.441	35.026	27.160	216.8	19:56.935	12		1:38.390	36.421	34.901	27.068	216.4	19:53.674
13		1:38.940	36.481	35.353	27.106	218.1	21:35.875	13		1:38.039	36.438	34.620	26.981	216.8	21:31.713
14		1:38.545	36.344	35.111	27.090	217.3	23:14.420	14		1:38.200	36.419	34.702	27.079	216.8	23:09.913
15		1:38.819	36.460	35.109	27.250	217.3	24:53.239	15		1:38.391	36.503	34.858	27.030	216.0	24:48.304
16		1:38.940	36.493	35.268	27.179	216.4	26:32.179	16		1:39.753	37.340	35.163	27.250	216.0	26:28.057
17		1:38.934	36.403	35.369	27.162	217.7	28:11.113	17		1:38.673	36.622	35.032	27.019	216.4	28:06.730

22 Nobuharu Matsushita							30 Liam Lawson								
Dallara F317 Spiess							Dallara F317 Spiess								
Carlin Motorsport							R Team Motopark								
Lap	D	Time	Sector 1	Sector 2	Sector 3	T. Spd	Elapsed	Lap	D	Time	Sector 1	Sector 2	Sector 3	T. Spd	Elapsed
1		2:37.528	1:28.700	37.321	31.507		2:37.528	1		1:45.012	41.320	36.181	27.511	179.4	1:45.012
2		1:51.603 P	39.540	36.911	35.152	210.1	4:29.131	2		1:39.322	36.837	35.115	27.370	214.2	3:24.334
3		3:43.365	2:38.359	36.355	28.651		8:12.496	3		1:39.199	36.779	35.022	27.398	213.4	5:03.533
4		1:38.436	36.996	34.357	27.083	209.7	9:50.932	4		1:38.751	36.680	34.999	27.072	212.5	6:42.284
5		1:47.491 P	37.938	36.588	32.965	209.7	11:38.423	5		1:38.655	36.660	34.829	27.166	211.7	8:20.939
6		7:17.528	6:09.082	39.240	29.206		18:55.951	6		1:38.797	36.735	34.814	27.248	211.3	9:59.736
7		1:42.255	38.854	36.216	27.185	210.5	20:38.206	7		1:38.872	36.762	34.939	27.171	210.9	11:38.608
8		1:36.459	36.191	33.807	26.461	212.5	22:14.665	8		1:38.744	36.646	35.038	27.060	213.0	13:17.352
9		1:36.285	36.275	33.740	26.270	214.2	23:50.950	9		1:38.309	36.538	34.725	27.046	213.0	14:55.661
10		1:52.651 P	37.644	36.652	38.355	216.8	25:43.601	10		1:38.118	36.519	34.600	26.999	213.8	16:33.779
11								11		1:38.192	36.523	34.612	27.057	214.2	18:11.971
12								12		1:38.365	36.459	34.806	27.100	215.1	19:50.336
13								13		1:38.431	36.438	34.905	27.088	216.0	21:28.767
14								14		1:38.378	36.410	34.853	27.115	216.0	23:07.145
15								15		1:38.551	36.555	34.861	27.135	215.1	24:45.696
16								16		1:38.729	36.635	35.055	27.039	215.1	26:24.425
17								17		1:38.782	36.508	35.111	27.163	215.5	28:03.207

25 Cameron Das															
Dallara F317 Spiess															
Team Motopark															
Lap	D	Time	Sector 1	Sector 2	Sector 3	T. Spd	Elapsed	Lap	D	Time	Sector 1	Sector 2	Sector 3	T. Spd	Elapsed
1		1:48.686	43.492	37.050	28.144	190.4	1:48.686								
2		1:40.247	37.313	35.484	27.450	216.4	3:28.933								
3		1:39.777	36.887	35.397	27.493	213.8	5:08.710								
4		1:39.164	36.831	35.011	27.322	213.4	6:47.874								
5		1:39.391	36.835	35.182	27.374	213.8	8:27.265								
6		1:39.036	36.876	34.910	27.250	211.7	10:06.301								
7		1:39.151	36.759	35.158	27.234	213.0	11:45.452								
8		1:39.283	36.693	35.317	27.273	213.8	13:24.735								
9		1:39.140	36.733	35.143	27.264	213.8	15:03.875								
10		1:40.566	37.663	35.520	27.383	214.2	16:44.441								
11		1:39.720	36.767	35.605	27.348	216.0	18:24.161								
12		1:39.023	36.590	35.115	27.318	216.8	20:03.184								
13		1:39.031	36.696	35.118	27.217	216.0	21:42.215								
14		1:38.713	36.623	34.926	27.164	216.0	23:20.928								
15		1:38.986	36.674	35.162	27.150	216.0	24:59.914								
16		1:38.800	36.656	34.957	27.187	216.8	26:38.714								
17		1:39.120	36.797	35.193	27.130	216.0	28:17.834								





**Hungaroring**  
**Euroformula Open**  
**Race - 1**  
**Lap Analysis**



31 Billy Monger							51 Dallara F317 Spiess							Aldo Festante						
R							Carlin Motorsport							Teo Martin Motorsport						
Lap	D	Time	Sector 1	Sector 2	Sector 3	T. Spd	Elapsed	Lap	D	Time	Sector 1	Sector 2	Sector 3	T. Spd	Elapsed					
1		1:49.580	44.035	37.362	28.183	192.8	1:49.580	1		1:48.962	43.831	37.163	27.968	194.2	1:48.962					
2		1:41.428	37.426	36.207	27.795	213.4	3:31.008	2		1:41.435	37.757	36.015	27.663	216.0	3:30.397					
3		1:40.072	36.849	35.464	27.759	214.2	5:11.080	3		1:40.008	36.984	35.434	27.590	214.2	5:10.405					
4		1:39.220	36.667	35.180	27.373	214.7	6:50.300	4		1:39.310	36.810	35.144	27.356	213.8	6:49.715					
5		1:39.452	36.690	35.234	27.528	214.7	8:29.752	5		1:39.201	36.765	34.941	27.495	213.8	8:28.916					
6		1:39.212	37.132	34.830	27.250	212.1	10:08.964	6		1:39.504	36.945	35.030	27.529	213.4	10:08.420					
7		1:39.456	36.863	35.223	27.370	213.4	11:48.420	7		1:39.326	36.967	35.064	27.295	212.1	11:47.746					
8		1:38.964	36.782	34.923	27.259	214.7	13:27.384	8		1:38.827	36.778	34.950	27.099	213.4	13:26.573					
9		1:39.087	36.945	35.087	27.055	214.7	15:06.471	9		1:38.768	36.706	34.887	27.175	214.2	15:05.341					
10		1:39.152	36.791	35.012	27.349	213.0	16:45.623	10		1:39.620	36.728	35.479	27.413	214.2	16:44.961					
11		1:40.181	36.829	35.588	27.764	215.1	18:25.804	11		1:39.741	36.798	35.479	27.464	216.4	18:24.702					
12		1:38.631	36.631	34.704	27.296	215.5	20:04.435	12		1:39.093	36.701	35.015	27.377	216.8	20:03.795					
13		1:39.228	36.679	35.212	27.337	216.0	21:43.663	13		1:39.210	36.517	35.353	27.340	216.4	21:43.005					
14		1:38.702	36.690	34.805	27.207	217.3	23:22.365	14		1:38.626	36.539	34.904	27.183	216.0	23:21.631					
15		1:39.364	36.708	35.405	27.251	216.0	25:01.729	15		1:38.916	36.747	34.875	27.294	215.5	25:00.547					
16		1:38.822	36.742	34.786	27.294	216.4	26:40.551	16		1:38.827	36.736	34.822	27.269	217.3	26:39.374					
17		1:39.855	37.171	35.483	27.201	215.5	28:20.406	17		1:39.212	36.545	35.181	27.486	216.8	28:18.586					

33 Marino Sato							63 Dallara F317 Spiess							Nicolai Kjaergaard						
Team Motopark							R							Carlin Motorsport						
Lap	D	Time	Sector 1	Sector 2	Sector 3	T. Spd	Elapsed	Lap	D	Time	Sector 1	Sector 2	Sector 3	T. Spd	Elapsed					
1		1:43.659	40.957	35.379	27.323	177.6	1:43.659	1		2:00.207	44.190	37.696	38.321	193.8	2:00.207					
2		1:38.578	36.544	34.857	27.177	212.1	3:22.237	2		1:39.437	37.135	35.153	27.149	208.4	3:39.644					
3		1:38.714	36.639	34.920	27.155	212.5	5:00.951	3		1:38.739	36.792	34.914	27.033	210.1	5:18.383					
4		1:38.440	36.638	34.685	27.117	212.5	6:39.391	4		1:38.986	37.027	34.912	27.047	210.9	6:57.369					
5		1:38.538	36.627	34.696	27.215	213.0	8:17.929	5		1:38.763	36.737	34.965	27.061	210.9	8:36.132					
6		1:38.962	36.635	34.624	27.703	212.1	9:56.891	6		1:38.684	36.919	34.653	27.112	210.1	10:14.816					
7		1:39.031	36.748	35.080	27.203	212.5	11:35.922	7		1:39.674	37.174	35.274	27.226	211.7	11:54.490					
8		1:38.237	36.473	34.677	27.087	214.2	13:14.159	8		1:38.724	36.916	34.732	27.076	212.1	13:33.214					
9		1:38.478	36.479	34.823	27.176	214.2	14:52.637	9		1:38.700	36.872	34.798	27.030	212.1	15:11.914					
10		1:38.241	36.443	34.630	27.168	215.1	16:30.878	10		1:38.793	36.801	34.820	27.172	213.0	16:50.707					
11		1:38.202	36.390	34.752	27.060	215.5	18:09.080	11		1:39.399	37.029	34.973	27.397	213.4	18:30.106					
12		1:38.249	36.420	34.763	27.066	216.0	19:47.329	12		1:39.800	36.854	35.724	27.222	215.5	20:09.906					
13		1:38.152	36.433	34.741	26.978	217.3	21:25.481	13		1:39.045	36.749	34.916	27.380	215.5	21:48.951					
14		1:37.681	36.275	34.458	26.948	216.8	23:03.162	14		1:39.546	36.921	35.321	27.304	216.8	23:28.497					
15		1:38.172	36.361	34.657	27.154	216.8	24:41.334	15		1:40.356	36.975	35.582	27.799	217.3	25:08.853					
16		1:38.716	36.573	34.978	27.165	216.4	26:20.050	16		1:39.321	36.846	35.190	27.285	219.5	26:48.174					
17		1:39.209	36.576	35.172	27.461	216.8	27:59.259	17		1:39.262	36.588	35.371	27.303	216.8	28:27.436					







**Hungaroring**  
**Euroformula Open**  
**Race - 1**  
**Lap Analysis**



99

Rui Andrade

Dallara F317 HWA

R

Drivex School

Lap	D	Time	Sector 1	Sector 2	Sector 3	T. Spd	Elapsed
1		1:51.727	45.092	38.307	28.328	195.6	1:51.727
2		1:40.599	36.885	36.094	27.620	216.0	3:32.326
3		1:40.247	36.762	35.913	27.572	216.8	5:12.573
4		1:39.833	36.622	35.911	27.300	217.7	6:52.406
5		1:39.473	36.555	35.361	27.557	216.8	8:31.879
6		1:39.378	36.757	35.301	27.320	216.0	10:11.257
7		1:39.546	36.713	35.344	27.489	216.8	11:50.803
8		1:39.294	36.512	35.469	27.313	218.1	13:30.097
9		1:39.307	36.712	35.371	27.224	218.6	15:09.404
10		1:39.636	37.387	35.010	27.239	219.5	16:49.040
11		1:39.817	36.783	35.561	27.473	219.0	18:28.857
12		1:39.589	36.531	35.367	27.691	219.5	20:08.446
13		1:38.993	36.400	35.275	27.318	218.6	21:47.439
14		1:39.583	37.038	35.395	27.150	220.8	23:27.022
15		1:40.589	36.982	36.040	27.567	219.5	25:07.611
16		1:39.032	36.549	35.179	27.304	219.5	26:46.643
17		1:38.954	36.462	34.920	27.572	219.0	28:25.597





**Hungaroring**  
**Euroformula Open**  
**Race - 1**  
**Analysis by Lap**



Num	Lap Time	Gap
<b>Lap 1</b>		
33	1:43.659	
8	1:44.428	00.769
30	1:45.012	01.353
14	1:45.528	01.869
26	1:46.192	02.533
11	1:46.544	02.885
12	1:47.127	03.468
7	1:47.334	03.675
21	1:47.832	04.173
1	1:48.334	04.675
25	1:48.686	05.027
51	1:48.962	05.303
31	1:49.580	05.921
3	1:50.888	07.229
99	1:51.727	08.068
18	1:54.205	10.546
63	2:00.207	16.548
22	2:37.528	53.869

Num	Lap Time	Gap
<b>Lap 2</b>		
33	1:38.578	
8	1:38.954	01.145
30	1:39.322	02.097
14	1:39.666	02.957
26	1:39.416	03.371
11	1:39.513	03.820
12	1:39.709	04.599
21	1:40.210	05.805
25	1:40.247	06.696
1	1:41.514	07.611
51	1:41.435	08.160
31	1:41.428	08.771
3	1:40.773	09.424
99	1:40.599	10.089
18	1:40.662	12.630
63	1:39.437	17.407
7	1:53.555	18.652
22	1:51.603	1:06.894

Num	Lap Time	Gap
<b>Lap 3</b>		
33	1:38.714	
8	1:38.613	01.044
30	1:39.199	02.582
14	1:39.447	03.690
26	1:39.548	04.205
11	1:39.584	04.690
12	1:39.530	05.415
21	1:39.322	06.413
25	1:39.777	07.759
1	1:39.920	08.817
51	1:40.008	09.454
31	1:40.072	10.129
3	1:40.381	11.091
99	1:40.247	11.622
18	1:39.388	13.304
63	1:38.739	17.432
7	1:38.665	18.603

Num	Lap Time	Gap
<b>Lap 4</b>		
33	1:38.440	
8	1:38.171	00.775
30	1:38.751	02.893
14	1:38.940	04.190
26	1:38.930	04.695
11	1:39.235	05.485
12	1:39.127	06.102
21	1:39.281	07.254
25	1:39.164	08.483
1	1:39.217	09.594
51	1:39.310	10.324
31	1:39.220	10.909
3	1:39.603	12.254
99	1:39.833	13.015
18	1:39.140	14.004
63	1:38.986	17.978
7	1:38.700	18.863
22	3:43.365	1 Lap

Num	Lap Time	Gap
<b>Lap 5</b>		

33	1:38.538	
8	1:38.400	00.637
30	1:38.655	03.010
14	1:38.746	04.398
26	1:38.971	05.128
11	1:39.012	05.959
12	1:39.036	06.600
21	1:39.004	07.720
25	1:39.391	09.336
1	1:39.315	10.371
51	1:39.201	10.987
31	1:39.452	11.823
3	1:39.546	13.262
99	1:39.473	13.950
18	1:39.483	14.949
63	1:38.763	18.203
7	1:38.982	19.307
22	1:38.436	1 Lap

Num	Lap Time	Gap
<b>Lap 6</b>		
33	1:38.962	
8	1:38.472	00.147
30	1:38.797	02.845
14	1:38.795	04.231
26	1:38.819	04.985
11	1:38.882	05.879
12	1:38.969	06.607
21	1:38.869	07.627
25	1:39.036	09.410
1	1:39.036	10.445
51	1:39.504	11.529
31	1:39.212	12.073
3	1:39.356	13.656
99	1:39.378	14.366
18	1:39.241	15.228
63	1:38.684	17.925
7	1:38.876	19.221

Num	Lap Time	Gap
<b>Lap 7</b>		
33	1:39.031	
8	1:39.503	00.619

22	1:47.491	2 Laps
30	1:38.872	02.686
14	1:38.733	03.933
26	1:38.841	04.795
11	1:38.857	05.705
12	1:39.079	06.655
21	1:39.026	07.622
25	1:39.151	09.530
1	1:39.095	10.509
51	1:39.326	11.824
31	1:39.456	12.498
3	1:39.655	14.280
99	1:39.546	14.881
18	1:40.092	16.289
63	1:39.674	18.568
7	1:39.181	19.371

Num	Lap Time	Gap
<b>Lap 8</b>		
33	1:38.237	
8	1:38.307	00.689
30	1:38.744	03.193
14	1:38.567	04.263
26	1:38.526	05.084
11	1:38.568	06.036
12	1:38.570	06.988
21	1:38.789	08.174
25	1:39.283	10.576
1	1:38.988	11.260
51	1:38.827	12.414
31	1:38.964	13.225
3	1:39.316	15.359
99	1:39.294	15.938
18	1:38.900	16.952
63	1:38.724	19.055
7	1:39.167	20.301

Num	Lap Time	Gap
<b>Lap 9</b>		
33	1:38.478	
8	1:38.394	00.605
30	1:38.309	03.024
14	1:39.127	04.912

26	1:38.808	05.414
11	1:38.526	06.084
12	1:38.362	06.872
21	1:38.619	08.315
25	1:39.140	11.238
1	1:38.888	11.670
51	1:38.768	12.704
31	1:39.087	13.834
3	1:39.449	16.330
99	1:39.307	16.767
18	1:39.072	17.546
63	1:38.700	19.277
7	1:39.046	20.869

Num	Lap Time	Gap
<b>Lap 10</b>		
33	1:38.241	
8	1:38.125	00.489
30	1:38.118	02.901
14	1:37.970	04.641
26	1:38.698	05.871
11	1:38.709	06.552
12	1:38.575	07.206
21	1:38.554	08.628
1	1:39.223	12.652
25	1:40.566	13.563
51	1:39.620	14.083
31	1:39.152	14.745
3	1:39.584	17.673
99	1:39.636	18.162
18	1:39.556	18.861
63	1:38.793	19.829
7	1:39.460	22.088

Num	Lap Time	Gap
<b>Lap 11</b>		
33	1:38.202	
8	1:38.343	00.630
30	1:38.192	02.891
14	1:38.263	04.702
26	1:38.535	06.204
11	1:38.787	07.137
12	1:39.093	08.097





**Hungaroring**  
**Euroformula Open**  
**Race - 1**  
**Analysis by Lap**



21	1:38.802	09.228	1	1:38.789	14.197	25	1:38.986	18.580	31	1:39.855	21.147
1	1:38.881	13.331	25	1:39.031	16.734	51	1:38.916	19.213	3	1:39.351	25.785
25	1:39.720	15.081	51	1:39.210	17.524	31	1:39.364	20.395	99	1:38.954	26.338
51	1:39.741	15.622	31	1:39.228	18.182	3	1:39.788	25.007	18	1:39.231	27.559
31	1:40.181	16.724	3	1:39.291	21.524	99	1:40.589	26.277	63	1:39.262	28.177
3	1:39.794	19.265	99	1:38.993	21.958	18	1:40.458	27.086	7	1:39.617	29.789
99	1:39.817	19.777	18	1:39.502	22.860	63	1:40.356	27.519			
18	1:39.602	20.261	63	1:39.045	23.470	7	1:39.740	28.082			
63	1:39.399	21.026	7	1:39.127	25.100	22	1:52.651	5 Laps			
7	1:39.148	23.034	22	1:36.459	5 Laps						
22	7:17.528	5 Laps									

**Num Lap Time Gap**

**Lap 12**

33	1:38.249	
8	1:38.067	00.448
30	1:38.365	03.007
14	1:38.246	04.699
26	1:38.390	06.345
11	1:38.856	07.744
12	1:38.799	08.647
21	1:38.627	09.606
1	1:38.478	13.560
25	1:39.023	15.855
51	1:39.093	16.466
31	1:38.631	17.106
3	1:39.369	20.385
99	1:39.589	21.117
18	1:39.498	21.510
63	1:39.800	22.577
7	1:39.340	24.125
22	1:42.255	5 Laps

**Num Lap Time Gap**

**Lap 13**

33	1:38.152	
8	1:38.341	00.637
30	1:38.431	03.286
14	1:38.150	04.697
26	1:38.039	06.232
11	1:38.434	08.026
12	1:38.447	08.942
21	1:38.940	10.394

**Num Lap Time Gap**

**Lap 14**

33	1:37.681	
8	1:37.806	00.762
30	1:38.378	03.983
14	1:38.199	05.215
26	1:38.200	06.751
11	1:38.282	08.627
12	1:38.451	09.712
21	1:38.545	11.258
1	1:38.428	14.944
25	1:38.713	17.766
51	1:38.626	18.469
31	1:38.702	19.203
3	1:39.548	23.391
99	1:39.583	23.860
18	1:39.621	24.800
63	1:39.546	25.335
7	1:39.095	26.514
22	1:36.285	5 Laps

**Num Lap Time Gap**

**Lap 15**

33	1:38.172	
8	1:37.927	00.517
30	1:38.551	04.362
14	1:38.365	05.408
26	1:38.391	06.970
11	1:38.450	08.905
12	1:38.588	10.128
21	1:38.819	11.905
1	1:38.698	15.470

**Num Lap Time Gap**

**Lap 16**

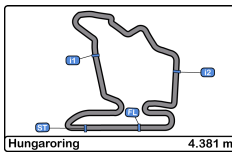
33	1:38.716	
8	1:38.626	00.427
30	1:38.729	04.375
14	1:38.941	05.633
26	1:39.753	08.007
11	1:38.917	09.106
12	1:38.511	09.923
21	1:38.940	12.129
1	1:38.222	14.976
25	1:38.800	18.664
51	1:38.827	19.324
31	1:38.822	20.501
3	1:39.352	25.643
99	1:39.032	26.593
18	1:39.167	27.537
63	1:39.321	28.124
7	1:40.015	29.381

**Num Lap Time Gap**

**Lap 17**

33	1:39.209	
8	1:39.185	00.403
30	1:38.782	03.948
14	1:38.348	04.772
26	1:38.673	07.471
11	1:38.706	08.603
12	1:38.704	09.418
21	1:38.934	11.854
1	1:38.789	14.556
25	1:39.120	18.575
51	1:39.212	19.327



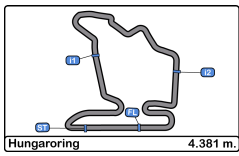


**Hungaroring**  
**Euroformula Open**  
**Race - 1**  
**Best Sectors Results**



Sector - 1				Sector - 2				Sector - 3				Ideal Lap vs Best Lap				
Clas	Nº	Driver	Time	Nº	Driver	Time	Nº	Driver	Time	Clas	Nº	Driver	Ideal Lap	Best Lap	Clas	
1	22	Nobuharu Matsushita	36.191	22	Nobuharu Matsushita	33.740	22	Nobuharu Matsushita	26.270	1	22	Nobuharu Matsushita	1:36.201	1:36.285	1	
2	33	Marino Sato	36.275	8	Lukas Dunner	34.391	14	Yuki Tsunoda	26.907	2	33	Marino Sato	1:37.681	1:37.681	2	
3	14	Yuki Tsunoda	36.320	33	Marino Sato	34.458	1	Javier Gonzalez	26.907	3	14	Yuki Tsunoda	1:37.690	1:37.970	4	
4	8	Lukas Dunner	36.339	14	Yuki Tsunoda	34.463	33	Marino Sato	26.948	4	8	Lukas Dunner	1:37.700	1:37.806	3	
5	21	Calan Williams	36.344	30	Liam Lawson	34.600	12	Christian Hahn	26.957	5	30	Liam Lawson	1:38.009	1:38.118	6	
6	11	Teppei Natori	36.376	26	Linus Lundqvist	34.620	8	Lukas Dunner	26.970	6	26	Linus Lundqvist	1:38.020	1:38.039	5	
7	99	Rui Andrade	36.400	12	Christian Hahn	34.632	26	Linus Lundqvist	26.981	7	11	Teppei Natori	1:38.076	1:38.282	8	
8	30	Liam Lawson	36.410	63	Nicolai Kjaergaard	34.653	30	Liam Lawson	26.999	8	12	Christian Hahn	1:38.110	1:38.362	9	
9	26	Linus Lundqvist	36.419	11	Teppei Natori	34.661	63	Nicolai Kjaergaard	27.030	9	1	Javier Gonzalez	1:38.117	1:38.222	7	
10	1	Javier Gonzalez	36.506	1	Javier Gonzalez	34.704	11	Teppei Natori	27.039	10	63	Nicolai Kjaergaard	1:38.271	1:38.684	14	
11	51	Aldo Festante	36.517	31	Billy Monger	34.704	31	Billy Monger	27.055	11	21	Calan Williams	1:38.302	1:38.545	10	
12	12	Christian Hahn	36.521	7	Jack Doohan	34.772	7	Jack Doohan	27.073	12	7	Jack Doohan	1:38.367	1:38.665	13	
13	7	Jack Doohan	36.522	18	Julian Hanses	34.778	21	Calan Williams	27.087	13	31	Billy Monger	1:38.390	1:38.631	12	
14	63	Nicolai Kjaergaard	36.588	51	Aldo Festante	34.822	51	Aldo Festante	27.099	14	51	Aldo Festante	1:38.438	1:38.626	11	
15	25	Cameron Das	36.590	21	Calan Williams	34.871	25	Cameron Das	27.130	15	99	Rui Andrade	1:38.470	1:38.954	17	
16	31	Billy Monger	36.631	25	Cameron Das	34.910	99	Rui Andrade	27.150	16	25	Cameron Das	1:38.630	1:38.713	15	
17	3	Pierre Louis Chovet	36.648	99	Rui Andrade	34.920	3	Pierre Louis Chovet	27.153	17	18	Julian Hanses	1:38.835	1:38.900	16	
18	18	Julian Hanses	36.774	3	Pierre Louis Chovet	35.096	18	Julian Hanses	27.283	18	3	Pierre Louis Chovet	1:38.897	1:39.291	18	



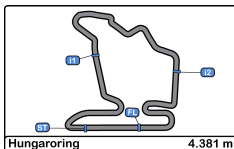


Hungaroring  
Euroformula Open  
Race - 1  
Leader Sequence



Nº	Entrant	Nat	Driver	Nat	Cat	Chassis	Team	Start Lap	End Lap	Laps	Total Laps
33	Team Motopark	DEU	Marino Sato	JPN		Dallara F317 Spiess	Team Motopark	1	17	17	17





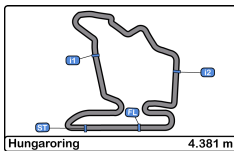
**Hungaroring**  
**Euroformula Open**  
**Race - 1**  
**Best 5 Lap Times**



Cls	Nº	Entrant	Nat	Driver	Nat	Cat	Cls	Chassis - Engine	Team	Best 1		Best 2		Best 3		Best 4		Best 5	
										Time	Lap	Time	Lap	Time	Lap	Time	Lap	Time	Lap
1	22	Carlin Motorsport	GBR	Nobuharu	JPN			Dallara F317 Spiess	Carlin Motorsport	1:36.285	9	1:36.459	8	1:38.436	4	1:42.255	7	1:47.491	5
2	33	Team Motopark	DEU	Marino Sato	JPN			Dallara F317 Spiess	Team Motopark	1:37.681	14	1:38.152	13	1:38.172	15	1:38.202	11	1:38.237	8
3	8	Teo Martin Motorsport	ESP	Lukas Dunner	AUT			Dallara F317 HWA	Teo Martin Motorsport	1:37.806	14	1:37.927	15	1:38.067	12	1:38.125	10	1:38.171	4
4	14	Team Motopark	DEU	Yuki Tsunoda	JPN	R	1	Dallara F317 Spiess	Team Motopark	1:37.970	10	1:38.150	13	1:38.199	14	1:38.246	12	1:38.263	11
5	26	Double R	GBR	Linus Lundqvist	SWE	R	2	Dallara F317 HWA	Double R	1:38.039	13	1:38.200	14	1:38.390	12	1:38.391	15	1:38.526	8
6	30	Team Motopark	DEU	Liam Lawson	NZL	R	3	Dallara F317 Spiess	Team Motopark	1:38.118	10	1:38.192	11	1:38.309	9	1:38.365	12	1:38.378	14
7	1	RP Motorsport	ITA	Javier Gonzalez	MEX	R	4	Dallara F317 Spiess	RP Motorsport	1:38.222	16	1:38.428	14	1:38.478	12	1:38.698	15	1:38.789	13
8	11	Carlin Motorsport	GBR	Teppei Natori	JPN	R	5	Dallara F317 Spiess	Carlin Motorsport	1:38.282	14	1:38.434	13	1:38.450	15	1:38.526	9	1:38.568	8
9	12	Carlin Motorsport	GBR	Christian Hahn	BRA			Dallara F317 Spiess	Carlin Motorsport	1:38.362	9	1:38.447	13	1:38.451	14	1:38.511	16	1:38.570	8
10	21	Fortec Motorsport	GBR	Calan Williams	AUS			Dallara F317 HWA	Fortec Motorsport	1:38.545	14	1:38.554	10	1:38.619	9	1:38.627	12	1:38.789	8
11	51	Teo Martin Motorsport	ESP	Aldo Festante	ITA			Dallara F317 HWA	Teo Martin Motorsport	1:38.626	14	1:38.768	9	1:38.827	8	1:38.827	16	1:38.916	15
12	31	Carlin Motorsport	GBR	Billy Monger	GBR	R	6	Dallara F317 Spiess	Carlin Motorsport	1:38.631	12	1:38.702	14	1:38.822	16	1:38.964	8	1:39.087	9
13	7	Double R	GBR	Jack Doohan	AUS	R	7	Dallara F317 HWA	Double R	1:38.665	3	1:38.700	4	1:38.876	6	1:38.982	5	1:39.046	9
14	63	Carlin Motorsport	GBR	Nicolai Kjaergaard	DNK	R	8	Dallara F317 Spiess	Carlin Motorsport	1:38.684	6	1:38.700	9	1:38.724	8	1:38.739	3	1:38.763	5
15	25	Team Motopark	DEU	Cameron Das	USA			Dallara F317 Spiess	Team Motopark	1:38.713	14	1:38.800	16	1:38.986	15	1:39.023	12	1:39.031	13
16	18	Team Motopark	DEU	Julian Hanses	DEU			Dallara F317 Spiess	Team Motopark	1:38.900	8	1:39.072	9	1:39.140	4	1:39.167	16	1:39.231	17
17	99	Drivex School	ESP	Rui Andrade	AGO	R	9	Dallara F317 HWA	Drivex School	1:38.954	17	1:38.993	13	1:39.032	16	1:39.294	8	1:39.307	9
18	3	RP Motorsport	ITA	Pierre Louis Chovet	FRA	R	10	Dallara F317 Spiess	RP Motorsport	1:39.291	13	1:39.316	8	1:39.351	17	1:39.352	16	1:39.356	6





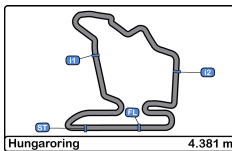


**Hungaroring**  
**Euroformula Open**  
**Race - 1**  
**Best 5 Top Speeds**



Cls	Nº	Entrant	Nat	Driver	Nat	Cat	Cls	Chassis - Engine	Team	Top 1		Top 2		Top 3		Top 4		Top 5		Avg
										Km/h	Lap	Km/h	Lap	Km/h	Lap	Km/h	Lap	Km/h	Lap	
1	99	Drivex School	ESP	Rui Andrade	AGO	R	1	Dallara F317 HWA	Drivex School	220.8	14	219.5	10	219.5	12	219.5	15	219.5	16	219.7
2	8	Teo Martin Motorsport	ESP	Lukas Dunner	AUT			Dallara F317 HWA	Teo Martin Motorsport	219.5	16	219.0	14	218.6	13	218.6	17	217.7	15	218.7
3	63	Carlin Motorsport	GBR	Nicolai Kjaergaard	DNK	R	2	Dallara F317 Spiess	Carlin Motorsport	219.5	16	217.3	15	216.8	14	216.8	17	215.5	12	217.2
4	1	RP Motorsport	ITA	Javier Gonzalez	MEX	R	3	Dallara F317 Spiess	RP Motorsport	218.1	10	216.8	16	216.8	17	216.4	2	216.0	13	216.8
5	7	Double R	GBR	Jack Doohan	AUS	R	4	Dallara F317 HWA	Double R	218.1	2	217.7	16	216.8	14	216.4	17	216.0	15	217.0
6	18	Team Motopark	DEU	Julian Hanses	DEU			Dallara F317 Spiess	Team Motopark	218.1	12	217.3	13	216.0	17	215.5	14	215.5	16	216.5
7	21	Fortec Motorsport	GBR	Calan Williams	AUS			Dallara F317 HWA	Fortec Motorsport	218.1	13	217.7	17	217.3	14	217.3	15	216.8	12	217.4
8	11	Carlin Motorsport	GBR	Teppei Natori	JPN	R	5	Dallara F317 Spiess	Carlin Motorsport	217.7	17	216.8	12	216.8	14	216.4	10	216.4	11	216.8
9	26	Double R	GBR	Linus Lundqvist	SWE	R	6	Dallara F317 HWA	Double R	217.3	10	216.8	13	216.8	14	216.4	3	216.4	12	216.7
10	31	Carlin Motorsport	GBR	Billy Monger	GBR	R	7	Dallara F317 Spiess	Carlin Motorsport	217.3	14	216.4	16	216.0	13	216.0	15	215.5	12	216.2
11	33	Team Motopark	DEU	Marino Sato	JPN			Dallara F317 Spiess	Team Motopark	217.3	13	216.8	14	216.8	15	216.8	17	216.4	16	216.8
12	51	Teo Martin Motorsport	ESP	Aldo Festante	ITA			Dallara F317 HWA	Teo Martin Motorsport	217.3	16	216.8	12	216.8	17	216.4	11	216.4	13	216.7
13	12	Carlin Motorsport	GBR	Christian Hahn	BRA			Dallara F317 Spiess	Carlin Motorsport	216.8	17	216.4	11	216.4	13	216.4	14	216.0	12	216.4
14	14	Team Motopark	DEU	Yuki Tsunoda	JPN	R	8	Dallara F317 Spiess	Team Motopark	216.8	14	216.0	16	216.0	17	215.5	13	215.5	15	216.0
15	22	Carlin Motorsport	GBR	Nobuharu	JPN			Dallara F317 Spiess	Carlin Motorsport	216.8	10	214.2	9	212.5	8	210.5	7	210.1	2	212.8
16	25	Team Motopark	DEU	Cameron Das	USA			Dallara F317 Spiess	Team Motopark	216.8	12	216.8	16	216.4	2	216.0	11	216.0	13	216.4
17	3	RP Motorsport	ITA	Pierre Louis Chovet	FRA	R	9	Dallara F317 Spiess	RP Motorsport	216.4	16	216.4	17	216.0	13	215.5	12	215.1	3	215.9
18	30	Team Motopark	DEU	Liam Lawson	NZL	R	10	Dallara F317 Spiess	Team Motopark	216.0	13	216.0	14	215.5	17	215.1	12	215.1	15	215.5



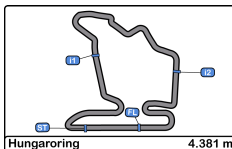


Hungaroring  
Euroformula Open  
Race - 1  
Fastest Laps Sequence



Lap	Time of Day	Session Time	Nº	Entrant	Nat	Driver	Nat	Cat	Chassis - Engine	Team	Time	Km/h
2	15:02:04.188	3:22.188	33	Team Motopark	DEU	Marino Sato	JPN		Dallara F317 Spiess	Team Motopark	1:38.578	159.9
4	15:05:21.342	6:39.342	33	Team Motopark	DEU	Marino Sato	JPN		Dallara F317 Spiess	Team Motopark	1:38.440	160.2
4	15:05:22.117	6:40.117	8	Teo Martin Motorsport	ESP	Lukas Dunner	AUT		Dallara F317 HWA	Teo Martin Motorsport	1:38.171	160.6
10	15:15:13.318	16:31.318	8	Teo Martin Motorsport	ESP	Lukas Dunner	AUT		Dallara F317 HWA	Teo Martin Motorsport	1:38.125	160.7
10	15:15:15.731	16:33.731	30	Team Motopark	DEU	Liam Lawson	NZL	R	Dallara F317 Spiess	Team Motopark	1:38.118	160.7
10	15:15:17.470	16:35.470	14	Team Motopark	DEU	Yuki Tsunoda	JPN	R	Dallara F317 Spiess	Team Motopark	1:37.970	160.9
8	15:20:56.617	22:14.617	22	Carlin Motorsport	GBR	Nobuharu	JPN		Dallara F317 Spiess	Carlin Motorsport	1:36.459	163.5
9	15:22:32.901	23:50.901	22	Carlin Motorsport	GBR	Nobuharu	JPN		Dallara F317 Spiess	Carlin Motorsport	1:36.285	163.8



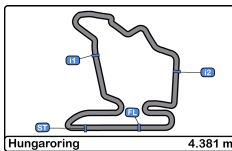


**Hungaroring**  
**Euroformula Open**  
**Race - 1**  
**Event Best Maximum Speed**



Nº	Entrant	Nat	Driver	Nat	Cat	Clas	Chassis - Engine	Team	Km/h	Session
33	Team Motopark	DEU	Marino Sato	JPN			Dallara F317 Spiess	Team Motopark	221.3	Qualifying - 1
22	Carlin Motorsport	GBR	Nobuharu	JPN			Dallara F317 Spiess	Carlin Motorsport	220.8	Qualifying - 1
99	Drivex School	ESP	Rui Andrade	AGO	R	1	Dallara F317 HWA	Drivex School	220.8	Race - 1
1	RP Motorsport	ITA	Javier Gonzalez	MEX	R	2	Dallara F317 Spiess	RP Motorsport	220.4	Free Practice - 1
3	RP Motorsport	ITA	Pierre Louis Chovet	FRA	R	3	Dallara F317 Spiess	RP Motorsport	220.4	Qualifying - 1
30	Team Motopark	DEU	Liam Lawson	NZL	R	4	Dallara F317 Spiess	Team Motopark	219.5	Qualifying - 1
25	Team Motopark	DEU	Cameron Das	USA			Dallara F317 Spiess	Team Motopark	219.5	Qualifying - 1
8	Teo Martin Motorsport	ESP	Lukas Dunner	AUT			Dallara F317 HWA	Teo Martin Motorsport	219.5	Qualifying - 1
63	Carlin Motorsport	GBR	Nicolai Kjaergaard	DNK	R	5	Dallara F317 Spiess	Carlin Motorsport	219.5	Race - 1
11	Carlin Motorsport	GBR	Teppei Natori	JPN	R	6	Dallara F317 Spiess	Carlin Motorsport	219.0	Qualifying - 1
26	Double R	GBR	Linus Lundqvist	SWE	R	7	Dallara F317 HWA	Double R	218.6	Qualifying - 1
21	Fortec Motorsport	GBR	Calan Williams	AUS			Dallara F317 HWA	Fortec Motorsport	218.1	Qualifying - 1
12	Carlin Motorsport	GBR	Christian Hahn	BRA			Dallara F317 Spiess	Carlin Motorsport	218.1	Qualifying - 1
14	Team Motopark	DEU	Yuki Tsunoda	JPN	R	8	Dallara F317 Spiess	Team Motopark	218.1	Qualifying - 1
7	Double R	GBR	Jack Doohan	AUS	R	9	Dallara F317 HWA	Double R	218.1	Qualifying - 1
18	Team Motopark	DEU	Julian Hanses	DEU			Dallara F317 Spiess	Team Motopark	218.1	Race - 1
51	Teo Martin Motorsport	ESP	Aldo Festante	ITA			Dallara F317 HWA	Teo Martin Motorsport	217.7	Qualifying - 1
31	Carlin Motorsport	GBR	Billy Monger	GBR	R	10	Dallara F317 Spiess	Carlin Motorsport	217.3	Qualifying - 1





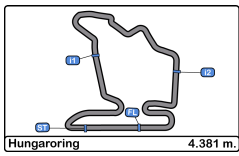
**Hungaroring**  
**Euroformula Open**  
**Race - 1**  
**Lap Chart**



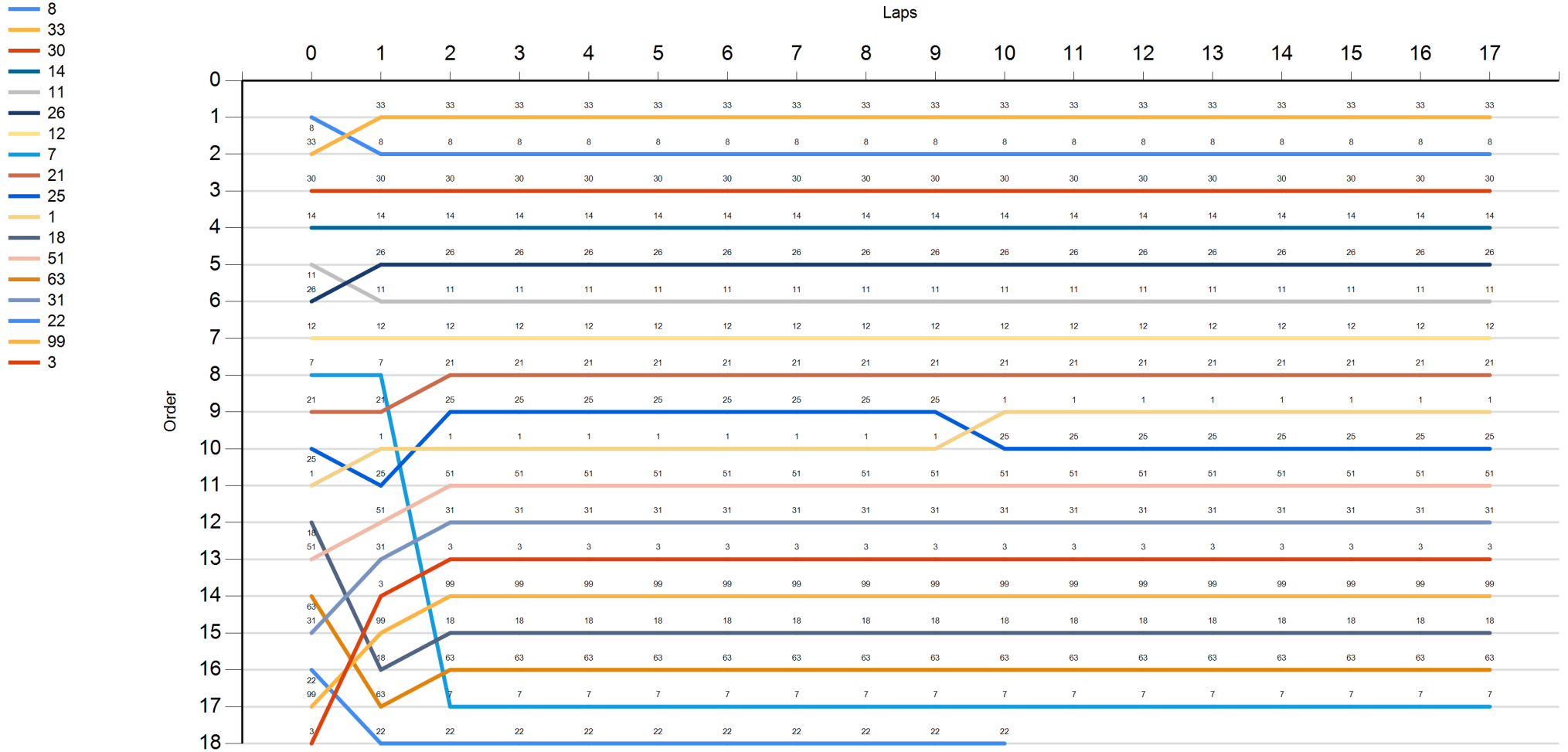
**LAP**

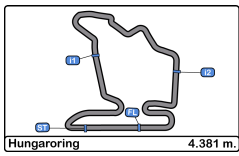
Nr	Po	Grid	1	2	3	4	5	6	7	8	9	10	11	12	13	14	15	16	17
8	<b>1</b>	8	33	33	33	33	33	33	33	33	33	33	33	33	33	33	33	33	33
33	<b>2</b>	33	8	8	8	8	8	8	8	8	8	8	8	8	8	8	8	8	8
30	<b>3</b>	30	30	30	30	30	30	30	30	30	30	30	30	30	30	30	30	30	30
14	<b>4</b>	14	14	14	14	14	14	14	14	14	14	14	14	14	14	14	14	14	14
11	<b>5</b>	11	26	26	26	26	26	26	26	26	26	26	26	26	26	26	26	26	26
26	<b>6</b>	26	11	11	11	11	11	11	11	11	11	11	11	11	11	11	11	11	11
12	<b>7</b>	12	12	12	12	12	12	12	12	12	12	12	12	12	12	12	12	12	12
7	<b>8</b>	7	7	21	21	21	21	21	21	21	21	21	21	21	21	21	21	21	21
21	<b>9</b>	21	21	25	25	25	25	25	25	25	25	1	1	1	1	1	1	1	1
25	<b>10</b>	25	1	1	1	1	1	1	1	1	1	25	25	25	25	25	25	25	25
1	<b>11</b>	1	25	51	51	51	51	51	51	51	51	51	51	51	51	51	51	51	51
18	<b>12</b>	18	51	31	31	31	31	31	31	31	31	31	31	31	31	31	31	31	31
51	<b>13</b>	51	31	3	3	3	3	3	3	3	3	3	3	3	3	3	3	3	3
63	<b>14</b>	63	3	99	99	99	99	99	99	99	99	99	99	99	99	99	99	99	99
31	<b>15</b>	31	99	18	18	18	18	18	18	18	18	18	18	18	18	18	18	18	18
22	<b>16</b>	22	18	63	63	63	63	63	63	63	63	63	63	63	63	63	63	63	63
99	<b>17</b>	99	63	7	7	7	7	7	7	7	7	7	7	7	7	7	7	7	7
3	<b>18</b>	3	22	22	22	22	22	22	22	22	22	22	22	22	22	22	22	22	22





**Hungaroring**  
**Euroformula Open**  
**Race - 1**  
**Graphic Lap Chart**





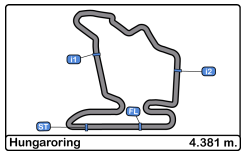
**Hungaroring**  
**Euroformula Open**  
**Race - 1**  
**Pit Stop Analysis**



Nr.	In Day Time	Entrant	Nat	Driver	Nat	Cat	Chassis - Engine	Team	In Time	Stop N°	Pit Time	Handicap	Penalty
22	15:03:08.420	Carlin Motorsport	GB	Nobuharu Matsushita	JPN		Dallara F317 Spiess	Carlin Motorsport	4:26.469	1	2:06.242		
22	15:10:17.768	Carlin Motorsport	GB	Nobuharu Matsushita	JPN		Dallara F317 Spiess	Carlin Motorsport	11:35.817	2	5:32.838		



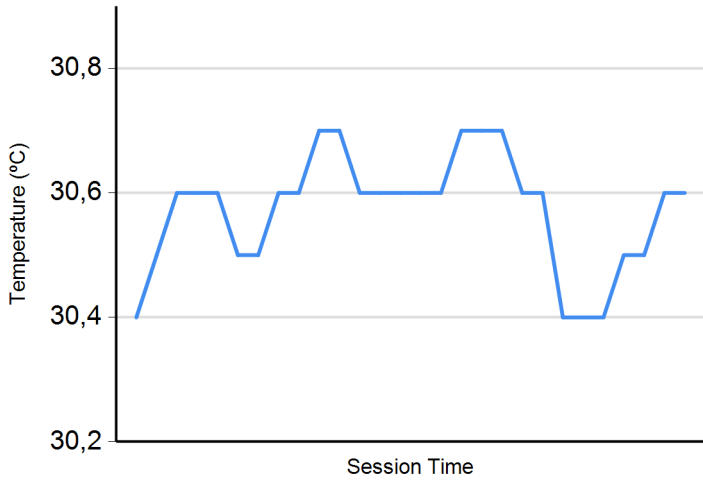




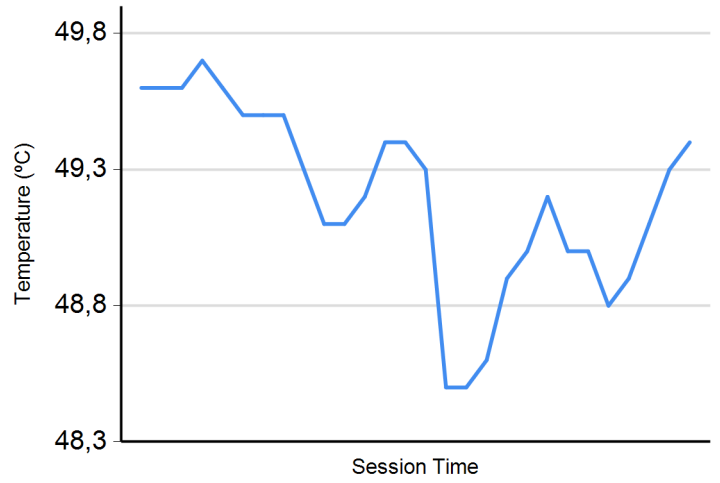
**Hungaroring**  
**Euroformula Open**  
**Race - 1**  
**Weather Report**



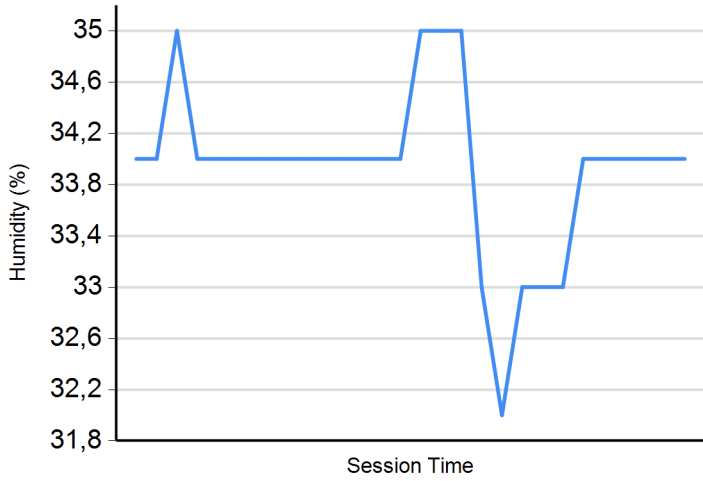
**Air Temperature**



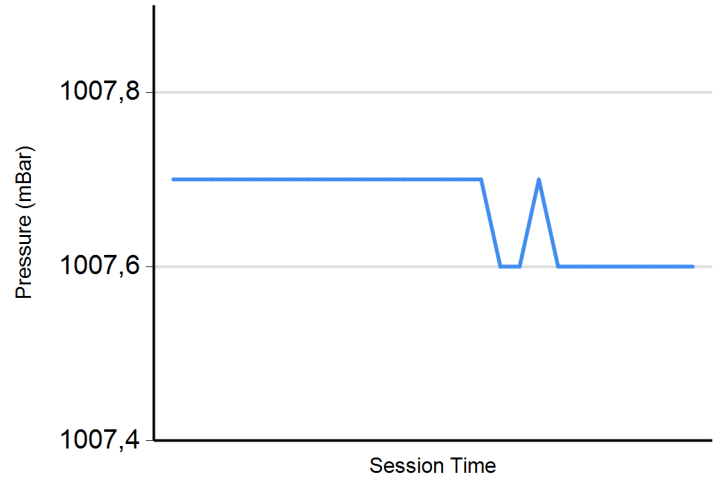
**Track Temperature**



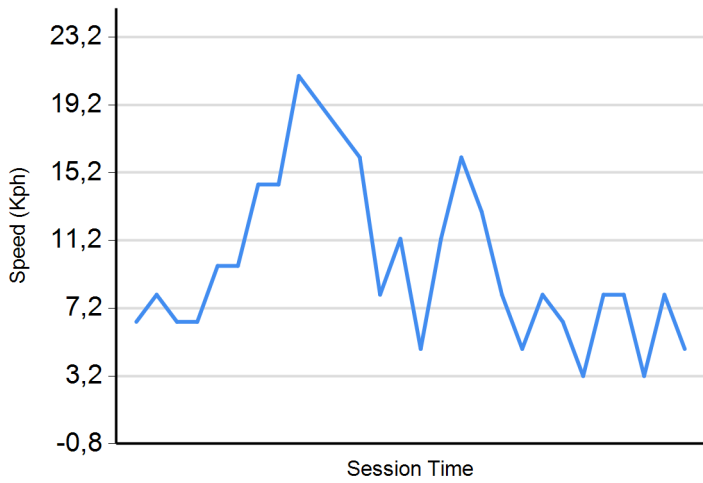
**Humidity**



**Pressure**



**Wind Speed**



**Wind direction**

North = 0°/360° Est = 90° South = 180° West = 270°

