

Hungaroring
Euroformula Open
Private test
Provisional Results



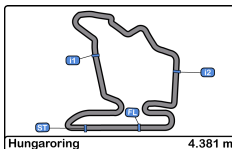
Clas	Nº	Entrant	Nat	Driver	Nat	Cat	Clas	Chassis - Engine	Team	Laps	Best	Time	Gap	Interval	Km/h
1	33	Team Motopark	DE	Marino Sato	JPN			Dallara F317 Spiess	Team Motopark	44	43	1:34.648			166.6
2	30	Team Motopark	DE	Liam Lawson	NZL	R	1	Dallara F317 Spiess	Team Motopark	38	37	1:34.958	0.310	0.310	166.0
3	14	Team Motopark	DE	Yuki Tsunoda	JPN	R	2	Dallara F317 Spiess	Team Motopark	57	51	1:34.968	0.320	0.010	166.0
4	12	Carlin Motorsport	GB	Christian Hahn	BR			Dallara F317 Spiess	Carlin Motorsport	62	58	1:35.149	0.501	0.181	165.7
5	26	Double R	GB	Linus Lundqvist	SW	R	3	Dallara F317 HWA	Double R	61	43	1:35.165	0.517	0.016	165.7
6	22	Carlin Motorsport	GB	Nobuharu Matsushita	JPN			Dallara F317 Spiess	Carlin Motorsport	54	50	1:35.201	0.553	0.036	165.6
7	18	Team Motopark	DE	Julian Hanses	DE			Dallara F317 Spiess	Team Motopark	56	53	1:35.319	0.671	0.118	165.4
8	25	Team Motopark	DE	Cameron Das	US			Dallara F317 Spiess	Team Motopark	44	41	1:35.343	0.695	0.024	165.4
9	11	Carlin Motorsport	GB	Teppei Natori	JPN	R	4	Dallara F317 Spiess	Carlin Motorsport	62	50	1:35.543	0.895	0.200	165.0
10	1	RP Motorsport	ITA	Javier Gonzalez	ME	R	5	Dallara F317 Spiess	RP Motorsport	57	55	1:35.556	0.908	0.013	165.0
11	51	Teo Martin Motorsport	ESP	Aldo Festante	ITA			Dallara F317 HWA	Teo Martin Motorsport	52	51	1:35.728	1.080	0.172	164.7
12	7	Double R	GB	Jack Doohan	AU	R	6	Dallara F317 HWA	Double R	52	39	1:35.801	1.153	0.073	164.6
13	8	Teo Martin Motorsport	ESP	Lukas Dunner	AUT			Dallara F317 HWA	Teo Martin Motorsport	41	33	1:35.832	1.184	0.031	164.5
14	63	Carlin Motorsport	GB	Nicolai Kjaergaard	DN	R	7	Dallara F317 Spiess	Carlin Motorsport	47	42	1:35.890	1.242	0.058	164.4
15	31	Carlin Motorsport	GB	Billy Monger	GB	R	8	Dallara F317 Spiess	Carlin Motorsport	60	59	1:36.024	1.376	0.134	164.2
16	21	Fortec Motorsport	GB	Calan Williams	AU			Dallara F317 HWA	Fortec Motorsport	57	53	1:36.029	1.381	0.005	164.2
17	99	Drivex School	ESP	Rui Andrade	AG	R	9	Dallara F317 HWA	Drivex School	28	25	1:36.338	1.690	0.309	163.7

Published at:.....

Track Temp: 40.6 °C Air Temp: 26.8 °C Humidity: 30 % Track Status: DRY

Stewards:	Race Director:	Timekeeper: 
-----------	----------------	--





Hungaroring
Euroformula Open
Private test
Provisional Results by Class



Clas	Nº	Entrant	Nat	Driver	Nat	Cat	Clas	Chassis - Engine	Team	Laps	Best	Time	Gap	Interval	Km/h
1	33	Team Motopark	DEU	Marino Sato	JPN			Dallara F317 Spiess	Team Motopark	44	43	1:34.648			166.6
2	12	Carlin Motorsport	GBR	Christian Hahn	BRA			Dallara F317 Spiess	Carlin Motorsport	62	58	1:35.149	0.501	0.501	165.7
3	22	Carlin Motorsport	GBR	Nobuharu	JPN			Dallara F317 Spiess	Carlin Motorsport	54	50	1:35.201	0.553	0.052	165.6
4	18	Team Motopark	DEU	Julian Hanses	DEU			Dallara F317 Spiess	Team Motopark	56	53	1:35.319	0.671	0.118	165.4
5	25	Team Motopark	DEU	Cameron Das	USA			Dallara F317 Spiess	Team Motopark	44	41	1:35.343	0.695	0.024	165.4
6	51	Teo Martin	ESP	Aldo Festante	ITA			Dallara F317 HWA	Teo Martin	52	51	1:35.728	1.080	0.385	164.7
7	8	Teo Martin	ESP	Lukas Dunner	AUT			Dallara F317 HWA	Teo Martin	41	33	1:35.832	1.184	0.104	164.5
8	21	Fortec Motorsport	GBR	Calan Williams	AUS			Dallara F317 HWA	Fortec Motorsport	57	53	1:36.029	1.381	0.197	164.2

Rookie

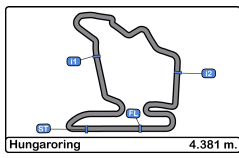
1	30	Team Motopark	DEU	Liam Lawson	NZL	R	1	Dallara F317 Spiess	Team Motopark	38	37	1:34.958			166.0
2	14	Team Motopark	DEU	Yuki Tsunoda	JPN	R	2	Dallara F317 Spiess	Team Motopark	57	51	1:34.968	0.010	0.010	166.0
3	26	Double R	GBR	Linus Lundqvist	SWE	R	3	Dallara F317 HWA	Double R	61	43	1:35.165	0.207	0.197	165.7
4	11	Carlin Motorsport	GBR	Teppei Natori	JPN	R	4	Dallara F317 Spiess	Carlin Motorsport	62	50	1:35.543	0.585	0.378	165.0
5	1	RP Motorsport	ITA	Javier Gonzalez	MEX	R	5	Dallara F317 Spiess	RP Motorsport	57	55	1:35.556	0.598	0.013	165.0
6	7	Double R	GBR	Jack Doohan	AUS	R	6	Dallara F317 HWA	Double R	52	39	1:35.801	0.843	0.245	164.6
7	63	Carlin Motorsport	GBR	Nicolai Kjaergaard	DNK	R	7	Dallara F317 Spiess	Carlin Motorsport	47	42	1:35.890	0.932	0.089	164.4
8	31	Carlin Motorsport	GBR	Billy Monger	GBR	R	8	Dallara F317 Spiess	Carlin Motorsport	60	59	1:36.024	1.066	0.134	164.2
9	99	Drivex School	ESP	Rui Andrade	AGO	R	9	Dallara F317 HWA	Drivex School	28	25	1:36.338	1.380	0.314	163.7

Published at:.....

Track Temp: 40.6 °C Air Temp: 26.8 °C Humidity: 30 % Track Status: DRY

Stewards:	Race Director:	Timekeeper: 
------------------	-----------------------	---





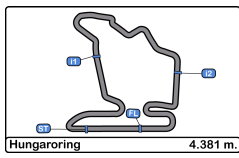
Hungaroring
Euroformula Open
 Private test
Lap Analysis



1	Javier Gonzalez	R	Dallara F317 Spiess	56	1:35.689	35.830	33.483	26.376	213.4	17:52:05.030	
				57	1:47.299 P	35.788	37.505	34.006	214.2	17:53:52.329	
				RP Motorsport							

Lap	D	Time	Sector 1	Sector 2	Sector 3	T. Spd	Elapsed	7	Jack Doohan	R	Dallara F317 HWA	Double R		
1		14:02:55.386	14:01:41.643	41.858	31.885		14:02:55.386							
2		1:48.996	39.843	39.140	30.013	208.4	14:04:44.382							
3		1:45.221	38.757	37.500	28.964	208.4	14:06:29.603	1	14:02:02.146	14:00:51.380	40.595	30.171	14:02:02.146	
4		1:52.206 P	38.128	39.117	34.961	213.8	14:08:21.809	2	1:48.048	39.656	38.928	29.464	211.3	14:03:50.194
5		7:06.339	5:50.515	42.846	32.978		14:15:28.148	3	1:44.270	38.186	37.251	28.833	213.0	14:05:34.464
6		1:40.891	37.160	35.977	27.754	213.4	14:17:09.039	4	1:41.767	37.456	36.275	28.036	213.8	14:07:16.231
7		1:41.634	36.435	36.799	28.400	215.5	14:18:50.673	5	1:40.668	37.076	35.713	27.879	216.4	14:08:56.899
8		1:39.037	36.454	35.148	27.435	215.5	14:20:29.710	6	1:39.834	37.018	35.248	27.568	217.7	14:10:36.733
9		1:38.614	36.213	34.943	27.458	217.3	14:22:08.324	7	2:06.235	44.823	44.899	36.513	217.7	14:12:42.968
10		1:38.689	36.607	34.897	27.185	214.7	14:23:47.013	8	1:44.344	37.212	36.044	31.088	216.8	14:14:27.312
11		1:44.146 P	36.222	34.921	33.003	215.5	14:25:31.159	9	1:40.243	36.917	35.703	27.623	216.0	14:16:07.555
12		8:40.254	7:33.980	37.789	28.485		14:34:11.413	10	1:58.068 P	36.629	36.113	45.326	217.3	14:18:05.623
13		1:37.976	36.030	34.795	27.151	217.3	14:35:49.389	11	16:31.075	15:20.962	39.395	30.718		14:34:36.698
14		1:44.030	38.826	37.636	27.568	218.1	14:37:33.419	12	1:45.820	39.804	36.016	30.000	198.8	14:36:22.518
15		1:49.292	40.984	37.274	31.034	214.7	14:39:22.711	13	1:38.533	36.836	34.490	27.207	213.4	14:38:01.051
16		1:44.348 P	36.211	35.509	32.628	214.7	14:41:07.059	14	2:09.363	36.526	1:02.084	30.753	212.5	14:40:10.414
17		27:19.730	26:09.203	42.152	28.375		15:08:26.789	15	1:38.853	36.659	34.859	27.335	213.8	14:41:49.267
18		1:44.455	36.509	37.654	30.292	211.3	15:10:11.244	16	1:38.434	36.537	34.695	27.202	213.0	14:43:27.701
19		1:38.069	36.282	34.602	27.185	213.0	15:11:49.313	17	1:45.627 P	36.446	36.880	32.301	213.8	14:45:13.328
20		1:52.072	36.328	43.811	31.933	211.7	15:13:41.385	18	8:16.178	7:02.167	44.204	29.807		14:53:29.506
21		1:38.303	36.456	34.702	27.145	213.0	15:15:19.688	19	1:46.500	39.976	39.076	27.448	197.4	14:55:16.006
22		1:50.878 P	38.740	37.607	34.531	215.1	15:17:10.566	20	1:37.124	36.208	34.222	26.694	214.7	14:56:53.130
23		9:35.953	8:26.156	40.676	29.121		15:26:46.519	21	1:36.853	36.039	33.875	26.939	214.7	14:58:29.983
24		1:38.265	36.314	34.743	27.208	214.2	15:28:24.784	22	1:36.469	35.963	33.742	26.764	215.5	15:00:06.452
25		1:47.256 P	37.184	36.341	33.731	215.1	15:30:12.040	23	1:46.590 P	35.936	35.797	34.857	215.1	15:01:53.042
26		9:12.535	8:04.592	39.251	28.692		15:39:24.575	24	50:05.421	49:00.877	37.024	27.520		15:51:58.463
27		1:42.774	38.342	36.850	27.582	208.4	15:41:07.349	25	1:37.190	36.501	33.849	26.840	213.4	15:53:35.653
28		1:37.757	36.285	34.595	26.877	212.5	15:42:45.106	26	1:36.718	36.213	33.859	26.646	214.7	15:55:12.371
29		1:38.006	36.294	34.542	27.170	214.7	15:44:23.112	27	1:36.696	36.031	33.962	26.703	216.4	15:56:49.067
30		1:44.079 P	36.947	35.815	31.317	215.1	15:46:07.191	28	1:48.645	35.984	44.666	27.995	216.0	15:58:37.712
31		16:55.923	15:46.834	39.998	29.091		16:03:03.114	29	1:37.932	35.949	35.007	26.976	215.5	16:00:15.644
32		1:42.484	38.000	37.068	27.416	212.1	16:04:45.598	30	1:49.216 P	39.736	36.734	32.746	215.5	16:02:04.860
33		1:36.249	35.968	33.817	26.464	214.7	16:06:21.847	31	20:53.018	19:48.169	36.899	27.950		16:22:57.878
34		1:57.133 P	35.872	40.959	40.302	216.4	16:08:18.980	32	13:12.140 P	36.376		13:40.090	213.0	16:36:10.018
35		14:01.302	12:54.128	39.084	28.090		16:22:20.282	33	33:05.126	31:59.534	37.794	27.798		17:09:15.144
36		1:43.223	36.131	36.829	30.263	213.4	16:24:03.505	34	1:38.485	36.965	34.684	26.836	210.5	17:10:53.629
37		1:47.968 P	36.223	36.579	35.166	213.0	16:25:51.473	35	1:38.575	36.389	34.760	27.426	213.0	17:12:32.204
38		29:49.938	28:45.438	36.585	27.915		16:55:41.411	36	1:44.439 P	37.134	36.151	31.154	213.8	17:14:16.643
39		1:37.490	36.280	34.247	26.963	210.9	16:57:18.901	37	10:33.172	9:23.748	42.245	27.179		17:24:49.815
40		1:36.917	36.108	34.013	26.796	213.0	16:58:55.818	38	1:36.432	36.140	33.614	26.678	213.0	17:26:26.247
41		1:36.888	35.949	34.163	26.776	213.4	17:00:32.706	39	1:35.801	36.056	33.364	26.381	213.0	17:28:02.048
42		1:37.625	36.605	34.149	26.871	214.2	17:02:10.331	40	1:35.979	35.888	33.605	26.486	213.4	17:29:38.027
43		1:41.820 P	36.122	34.214	31.484	215.1	17:03:52.151	41	1:45.288 P	37.877	36.302	31.109	213.0	17:31:23.315
44		11:26.101	10:15.782	40.935	29.384		17:15:18.252	42	7:45.048	6:36.900	40.679	27.469		17:39:08.363
45		1:48.058	38.085	37.840	32.133	199.2	17:17:06.310	43	1:36.403	36.026	33.436	26.941	212.1	17:40:44.766
46		1:46.377	38.785	39.616	27.976	213.8	17:18:52.687	44	1:50.551	43.157	39.721	27.673	209.7	17:42:35.317
47		1:35.992	35.909	33.754	26.329	212.5	17:20:28.679	45	1:36.098	36.019	33.542	26.537	212.1	17:44:11.415
48		1:46.824 P	36.390	35.956	34.478	213.8	17:22:15.503	46	1:46.252 P	39.917	35.560	30.775	213.4	17:45:57.667
49		11:08.128	9:59.225	38.937	29.966		17:33:23.631	47	8:30.875	7:18.944	40.816	31.115		17:54:28.542
50		1:49.911	41.971	37.469	30.471	154.0	17:35:13.542	48	1:48.315	39.663	39.946	28.706	194.2	17:56:16.857
51		1:35.833	35.877	33.578	26.378	213.4	17:36:49.375	49	1:36.534	35.979	33.978	26.577	213.4	17:57:53.391
52		1:41.437 P	36.025	33.749	31.663	213.0	17:38:30.812	50	1:35.871	36.020	33.458	26.393	214.2	17:59:29.262
53		8:39.825	7:31.759	39.321	28.745		17:47:10.637	51	1:35.809	35.914	33.426	26.469	213.8	18:01:05.071
54		1:43.148	38.275	37.017	27.856	206.1	17:48:53.785	52	1:47.260 P	39.309	35.737	32.214	213.4	18:02:52.331
55		1:35.556	35.867	33.358	26.331	213.0	17:50:29.341							





Hungaroring
Euroformula Open
 Private test
Lap Analysis



8 Lukas Dunner Dallara F317 HWA
 Teo Martin Motorsport

Lap	D	Time	Sector 1	Sector 2	Sector 3	T. Spd	Elapsed
1		14:02:35.789 P	14:01:14.048	43.222	38.519		14:02:35.789
2		10:08.828	8:59.516	39.425	29.887		14:12:44.617
3		1:45.743	38.445	37.589	29.709	211.3	14:14:30.360
4		51:09.887	49:59.091	40.876	29.920	210.5	15:05:40.247
5		1:46.252	39.004	39.372	27.876	208.4	15:07:26.499
6		1:39.221	36.800	34.846	27.575	211.3	15:09:05.720
7		1:39.780	36.856	35.284	27.640	211.3	15:10:45.500
8		1:44.439	36.667	37.791	29.981	212.1	15:12:29.939
9		1:53.960	43.956	41.621	28.383	190.1	15:14:23.899
10		1:51.137 P	36.523	40.399	34.215	212.1	15:16:15.036
11		40:38.949	39:31.334	39.807	27.808		15:56:53.985
12		1:36.642	36.173	34.027	26.442	213.8	15:58:30.627
13		1:36.293	36.012	33.696	26.585	215.1	16:00:06.920
14		2:00.754	43.096	49.208	28.450	213.8	16:02:07.674
15		1:36.689	36.128	33.929	26.632	213.4	16:03:44.363
16		1:36.542	36.076	33.847	26.619	214.7	16:05:20.905
17		1:46.376 P	35.967	37.284	33.125	216.4	16:07:07.281
18		42:06.850	40:56.683	39.919	30.248		16:49:14.131
19		1:48.115	39.496	36.938	31.681	191.8	16:51:02.246
20		1:36.304	36.341	33.527	26.436	210.1	16:52:38.550
21		1:35.881	36.077	33.540	26.264	212.5	16:54:14.431
22		1:52.191	43.716	40.133	28.342	193.8	16:56:06.622
23		1:36.081	36.028	33.460	26.593	213.0	16:57:42.703
24		1:36.092	36.004	33.698	26.390	214.2	16:59:18.795
25		1:47.814 P	37.807	37.667	32.340	214.2	17:01:06.609
26		17:32.142	16:22.734	39.915	29.493		17:18:38.751
27		1:45.821	41.608	37.430	26.783	167.9	17:20:24.572
28		1:50.327	35.961	41.628	32.738	212.5	17:22:14.899
29		1:36.943	35.960	33.490	27.493	213.0	17:23:51.842
30		1:46.688 P	39.207	36.584	30.897	201.1	17:25:38.530
31		9:39.462	8:34.051	36.387	29.024		17:35:17.992
32		1:49.255	39.115	40.289	29.851	212.1	17:37:07.247
33		1:35.832	35.936	33.432	26.464	213.4	17:38:43.079
34		1:58.710	43.453	46.280	28.977	213.8	17:40:41.789
35		1:36.328	35.914	33.926	26.488	213.8	17:42:18.117
36		1:36.114	35.985	33.597	26.532	213.4	17:43:54.231
37		1:37.068	35.991	33.600	27.477	213.0	17:45:31.299
38		1:44.689 P	38.122	36.040	30.527	210.1	17:47:15.988
39		7:09.592	6:05.712	36.455	27.425		17:54:25.580
40		1:36.814	36.050	34.139	26.625	213.8	17:56:02.394
41		1:36.345	35.869	33.925	26.551	214.7	17:57:38.739
42			36.003	35.520		216.0	

11 Teppei Natori R Dallara F317 Spiess
 Carlin Motorsport

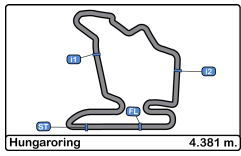
Lap	D	Time	Sector 1	Sector 2	Sector 3	T. Spd	Elapsed
1		14:02:13.354 P	14:00:55.900	41.272	36.182		14:02:13.354
2		7:04.232	5:55.947	38.845	29.440		14:09:17.586
3		1:43.429	38.321	36.601	28.507	212.5	14:11:01.015
4		1:49.572	39.659	40.444	29.469	214.2	14:12:50.587
5		1:41.978	37.330	35.616	29.032	213.4	14:14:32.565
6		1:39.845	37.008	35.230	27.607	213.4	14:16:12.410
7		1:43.093	36.882	37.001	29.210	213.4	14:17:55.503
8		1:39.778	36.879	35.244	27.655	213.0	14:19:35.281
9		1:47.511 P	36.840	35.553	35.118	212.1	14:21:22.792

10	18:00.979	16:53.161	37.906	29.912	14:39:23.771	
11	1:48.868	38.798	38.177	31.893	212.5	14:41:12.639
12	1:38.338	36.611	34.492	27.235	210.9	14:42:50.977
13	1:37.810	36.606	34.205	26.999	212.1	14:44:28.787
14	1:59.530	46.617	41.586	31.327	210.9	14:46:28.317
15	1:37.670	36.455	34.357	26.858	211.7	14:48:05.987
16	1:37.288	36.288	34.128	26.872	212.5	14:49:43.275
17	1:37.011	36.184	34.029	26.798	214.2	14:51:20.286
18	1:46.369 P	38.655	35.416	32.298	190.8	14:53:06.655
19	36:38.651	35:28.084	39.471	31.096		15:29:45.306
20	1:48.376	40.365	39.001	29.010	206.8	15:31:33.682
21	1:36.623	36.372	33.816	26.435	210.9	15:33:10.305
22	1:36.227	35.994	33.530	26.703	212.1	15:34:46.532
23	1:58.726	45.424	44.834	28.468	215.1	15:36:45.258
24	1:42.412	36.207	38.170	28.035	214.7	15:38:27.670
25	1:36.390	36.116	33.668	26.606	214.2	15:40:04.060
26	1:47.737 P	38.061	36.474	33.202	212.5	15:41:51.797
27	9:50.096	8:46.407	36.126	27.563		15:51:41.893
28	1:40.789	36.222	34.083	30.484	212.5	15:53:22.682
29	1:52.855	43.331	41.089	28.435	213.0	15:55:15.537
30	1:47.393	36.263	42.061	29.069	215.5	15:57:02.930
31	1:37.132	36.348	34.123	26.661	213.8	15:58:40.062
32	1:37.115	36.175	34.104	26.836	215.5	16:00:17.177
33	1:45.133 P	36.339	37.120	31.674	215.5	16:02:02.310
34	45:12.307 P	43:59.821	37.751	34.735		16:47:14.617
35	2:14.428	1:09.848	35.969	28.611		16:49:29.045
36	1:37.350	36.536	34.046	26.768	210.9	16:51:06.395
37	1:37.447	36.442	34.263	26.742	211.7	16:52:43.842
38	1:36.885	36.194	33.975	26.716	213.8	16:54:20.727
39	1:37.117	36.185	34.131	26.801	213.0	16:55:57.844
40	1:39.520	36.190	36.022	27.308	213.0	16:57:37.364
41	1:53.178	36.054	48.514	28.610	214.7	16:59:30.542
42	1:37.465	36.224	34.200	27.041	213.8	17:01:08.007
43	1:37.324	36.282	34.282	26.760	214.2	17:02:45.331
44	1:37.042	36.155	34.160	26.727	214.7	17:04:22.373
45	1:37.060	36.142	34.133	26.785	213.8	17:05:59.433
46	1:45.917 P	36.246	35.957	33.714	214.2	17:07:45.350
47	14:37.025	13:21.953	43.223	31.849		17:22:22.375
48	1:48.103	39.357	38.590	30.156	209.7	17:24:10.478
49	1:40.957	36.014	33.862	31.081	213.4	17:25:51.435
50	1:35.543	35.919	33.353	26.271	214.2	17:27:26.978
51	1:45.567 P	35.924	33.528	36.115	213.4	17:29:12.545
52	6:42.863	5:36.431	38.222	28.210		17:35:55.408
53	1:36.219	36.025	33.540	26.654	212.5	17:37:31.627
54	1:57.054	46.230	41.487	29.337	213.4	17:39:28.681
55	1:36.086	35.979	33.411	26.696	214.2	17:41:04.767
56	1:56.576 P	41.894	42.330	32.352	215.1	17:43:01.343
57	8:48.250	7:37.720	41.650	28.880		17:51:49.593
58	1:50.340	38.421	42.373	29.546	210.9	17:53:39.933
59	1:35.748	36.031	33.364	26.353	213.0	17:55:15.681
60	1:44.538	35.963	40.317	28.258	215.5	17:57:00.219
61	1:35.573	35.870	33.407	26.296	215.1	17:58:35.792
62	1:48.566 P	35.875	34.461	38.230	216.4	18:00:24.358

12 Christian Hahn Dallara F317 Spiess
 Carlin Motorsport

Lap	D	Time	Sector 1	Sector 2	Sector 3	T. Spd	Elapsed
1		14:03:56.697	14:02:37.782	44.942	33.973		14:03:56.697
2		1:56.239	42.669	41.752	31.818	206.5	14:05:52.936



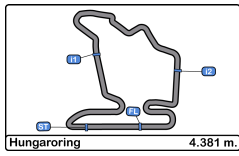


Hungaroring
Euroformula Open
Private test
Lap Analysis



3	1:48.197	39.497	38.813	29.887	209.3	14:07:41.133	61	1:35.195	35.706	33.269	26.220	216.4	18:00:29.192		
4	1:50.622	39.689	40.340	30.593	214.2	14:09:31.755	62	1:54.880 P	40.532	35.469	38.879	182.4	18:02:24.072		
5	1:51.537	41.131	39.914	30.492	214.2	14:11:23.292	14						Yuki Tsunoda	R	Dallara F317 Spiess
6	1:41.744	36.919	37.010	27.815	214.7	14:13:05.036							Team Motopark		
7	1:41.128	36.991	36.276	27.861	215.1	14:14:46.164	Lap	D	Time	Sector 1	Sector 2	Sector 3	T. Spd	Elapsed	
8	1:40.348	36.881	36.080	27.387	214.7	14:16:26.512	1		14:02:29.619 P	14:01:03.931	47.159	38.529		14:02:29.619	
9	1:40.491	37.163	35.952	27.376	214.2	14:18:07.003	2		4:58.073	3:48.741	39.184	30.148		14:07:27.692	
10	1:51.991 P	36.815	35.547	39.629	214.2	14:19:58.994	3		1:44.902	39.524	37.064	28.314	202.6	14:09:12.594	
11	11:06.001	9:57.860	39.388	28.753		14:31:04.995	4		1:41.436	36.793	36.549	28.094	215.1	14:10:54.030	
12	1:38.493	36.808	34.961	26.724	212.5	14:32:43.488	5		1:43.088	36.779	37.537	28.772	217.3	14:12:37.118	
13	1:37.786	36.120	34.514	27.152	217.3	14:34:21.274	6		1:41.164	36.417	37.196	27.551	216.4	14:14:18.282	
14	1:47.678	37.848	40.272	29.558	218.6	14:36:08.952	7		1:38.987	36.229	34.568	28.190	214.2	14:15:57.269	
15	1:37.615	36.361	34.471	26.783	213.4	14:37:46.567	8		1:42.552	36.790	37.069	28.693	213.8	14:17:39.821	
16	1:38.437	36.703	34.661	27.073	213.4	14:39:25.004	9		1:41.136	37.016	36.341	27.779	213.8	14:19:20.957	
17	1:44.897	36.196	37.877	30.824	218.1	14:41:09.901	10		1:41.151	36.125	35.418	29.608	214.7	14:21:02.108	
18	1:39.379	36.347	34.475	28.557	213.0	14:42:49.280	11		1:37.696	36.237	34.483	26.976	215.1	14:22:39.804	
19	2:04.169	42.855	46.461	34.853	208.4	14:44:53.449	12		1:45.130 P	36.246	35.521	33.363	214.7	14:24:24.934	
20	1:46.426 P	36.457	34.636	35.333	211.3	14:46:39.875	13		7:30.676 P	6:17.098	39.694	33.884		14:31:55.610	
21	38:29.415	37:19.318	40.995	29.102		15:25:09.290	14		2:23.349	1:15.932	36.046	31.371		14:34:18.959	
22	1:49.952	40.040	40.159	29.753	210.9	15:26:59.242	15		1:39.304	36.216	35.450	27.638	216.4	14:35:58.263	
23	1:37.268	36.475	34.326	26.467	213.0	15:28:36.510	16		1:37.557	36.215	34.276	27.066	215.1	14:37:35.820	
24	1:46.329	36.187	36.278	33.864	214.2	15:30:22.839	17		1:47.832 P	37.321	37.599	32.912	213.8	14:39:23.652	
25	1:37.176	36.367	34.265	26.544	212.5	15:32:00.015	18		27:34.380	26:19.382	43.677	31.321		15:06:58.032	
26	1:44.114	36.338	39.734	28.042	213.8	15:33:44.129	19		1:52.043	40.736	40.127	31.180	196.7	15:08:50.075	
27	1:36.764	36.243	34.039	26.482	215.1	15:35:20.893	20		1:44.545	39.083	36.965	28.497	201.8	15:10:34.620	
28	1:43.583 P	36.252	34.115	33.216	217.3	15:37:04.476	21		1:40.760	36.508	35.032	29.220	211.3	15:12:15.380	
29	15:18.005	14:11.798	38.033	28.174		15:52:22.481	22		1:44.169	36.422	37.541	30.206	211.3	15:13:59.549	
30	1:36.458	36.156	33.701	26.601	212.5	15:53:58.939	23		1:48.251	39.038	40.349	28.864	211.7	15:15:47.800	
31	1:41.417	36.117	35.890	29.410	215.1	15:55:40.356	24		1:37.379	36.300	34.169	26.910	213.4	15:17:25.179	
32	1:36.710	36.260	33.848	26.602	215.1	15:57:17.066	25		1:51.408	38.258	42.558	30.592	212.5	15:19:16.587	
33	1:36.161	35.937	33.724	26.500	216.4	15:58:53.227	26		1:55.950 P	39.098	41.008	35.844	211.3	15:21:12.537	
34	1:43.812	35.981	37.122	30.709	216.0	16:00:37.039	27		12:19.649	11:17.212	35.266	27.171		15:33:32.186	
35	1:48.384 P	36.162	36.708	35.514	215.1	16:02:25.423	28		1:37.171	36.208	34.201	26.762	213.0	15:35:09.357	
36	1:02:41.786	1:01:35.796	37.757	28.233		17:05:07.209	29		1:44.493	36.101	34.690	33.702	215.5	15:36:53.850	
37	1:37.414	36.597	34.282	26.535	210.1	17:06:44.623	30		1:37.064	36.164	34.131	26.769	215.1	15:38:30.914	
38	1:36.983	36.125	34.117	26.741	213.4	17:08:21.606	31		1:46.892	40.315	38.058	28.519	216.0	15:40:17.806	
39	1:36.804	36.188	33.883	26.733	213.8	17:09:58.410	32		1:42.152	36.314	37.598	28.240	213.0	15:41:59.958	
40	1:37.079	36.273	34.012	26.794	214.2	17:11:35.489	33		2:11.440 P	36.063	34.244	1:01.133	214.2	15:44:11.398	
41	1:37.182	36.201	33.850	27.131	215.1	17:13:12.671	34		1:08:58.900	1:07:46.748	41.681	30.471		16:53:10.298	
42	1:37.624	36.396	34.463	26.765	213.8	17:14:50.295	35		1:46.584	39.903	37.403	29.278	185.2	16:54:56.882	
43	1:37.233	36.392	34.039	26.802	213.8	17:16:27.528	36		1:35.670	36.107	33.428	26.135	211.3	16:56:32.552	
44	1:37.353	36.338	34.039	26.976	214.7	17:18:04.881	37		1:35.240	35.774	33.273	26.193	213.0	16:58:07.792	
45	1:40.158	36.371	34.495	29.292	214.2	17:19:45.039	38		1:45.740	37.743	40.533	27.464	213.8	16:59:53.532	
46	1:37.918	36.505	34.409	27.004	213.8	17:21:22.957	39		1:43.477	35.806	38.109	29.562	213.0	17:01:37.009	
47	1:37.249	36.194	34.168	26.887	214.2	17:23:00.206	40		1:42.288 P	36.942	33.681	31.665	213.8	17:03:19.297	
48	1:37.632	36.180	34.365	27.087	214.7	17:24:37.838	41		15:36.375	14:22.120	43.144	31.111		17:18:55.672	
49	1:46.951 P	36.389	34.427	36.135	218.1	17:26:24.789	42		1:46.535	39.432	36.787	30.316	188.8	17:20:42.207	
50	13:34.803	12:22.842	40.531	31.430		17:39:59.592	43		1:35.177	35.925	33.058	26.194	212.5	17:22:17.384	
51	1:46.146	39.252	38.469	28.425	210.9	17:41:45.738	44		1:44.652	38.002	38.585	28.065	214.7	17:24:02.036	
52	1:35.867	36.044	33.479	26.344	213.4	17:43:21.605	45		1:40.267	35.636	35.971	28.660	215.5	17:25:42.303	
53	1:45.904	35.910	40.440	29.554	213.8	17:45:07.509	46		1:39.563	35.761	34.884	28.918	214.2	17:27:21.866	
54	1:46.565	35.889	38.403	32.273	215.1	17:46:54.074	47		1:35.321	35.896	33.218	26.207	213.8	17:28:57.187	
55	1:36.388	36.117	33.883	26.388	214.7	17:48:30.462	48		1:40.401 P	37.277	33.283	29.841	213.4	17:30:37.588	
56	1:46.539 P	35.907	35.646	34.986	216.0	17:50:17.001	49		15:47.043	14:35.674	40.852	30.517		17:46:24.631	
57	3:51.171	2:40.659	40.059	30.453		17:54:08.172	50		1:44.764	39.483	35.994	29.287	182.7	17:48:09.395	
58	1:35.149	35.908	33.198	26.043	214.2	17:55:43.321	51		1:34.968	35.888	33.018	26.062	213.0	17:49:44.363	
59	1:35.165	35.636	33.225	26.304	216.0	17:57:18.486	52		1:47.241	35.616	40.742	30.883	216.0	17:51:31.604	
60	1:35.511	35.586	33.302	26.623	217.7	17:58:53.997	53		1:46.914	42.084	37.174	27.656	210.5	17:53:18.518	





Hungaroring
Euroformula Open
Private test
Lap Analysis



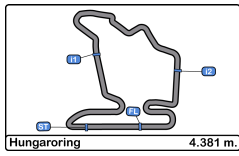
54	1:39.775	35.706	33.312	30.757	215.1	17:54:58.293	52	1:40.516	37.926	35.550	27.040	199.2	17:53:11.264
55	1:47.478	41.172	38.057	28.249	207.6	17:56:45.771	53	1:35.319	35.851	33.271	26.197	213.8	17:54:46.583
56	1:35.362	35.675	33.365	26.322	215.5	17:58:21.133	54	1:45.472	40.175	37.420	27.877	210.1	17:56:32.055
57	1:49.949 P	38.286	38.680	32.983	215.5	18:00:11.082	55	1:35.573	35.879	33.312	26.382	213.8	17:58:07.628

18 Julian Hanses Dallara F317 Spiess

21 Calan Williams Dallara F317 HWA

Team Motopark							Fortec Motorsport								
Lap	D	Time	Sector 1	Sector 2	Sector 3	T. Spd	Elapsed	Lap	D	Time	Sector 1	Sector 2	Sector 3	T. Spd	Elapsed
1		14:02:25.877 P	14:01:09.405	42.651	33.821		14:02:25.877	1		14:02:11.924	14:00:59.493	41.576	30.855		14:02:11.924
2		12:17.115	11:13.932	35.611	27.572		14:14:42.992	2		1:45.905	38.922	36.941	30.042	207.6	14:03:57.829
3		1:38.296	36.663	34.539	27.094	212.1	14:16:21.288	3		1:45.294	40.629	36.128	28.537	210.5	14:05:43.123
4		1:40.130	36.477	35.004	28.649	212.1	14:18:01.418	4		1:41.556	37.315	36.211	28.030	210.9	14:07:24.679
5		1:43.181	37.800	36.866	28.515	212.1	14:19:44.599	5		1:39.529	36.653	35.459	27.417	214.7	14:09:04.208
6		1:37.968	36.343	34.451	27.174	213.8	14:21:22.567	6		1:39.912	36.613	35.438	27.861	216.0	14:10:44.120
7		1:37.950	36.615	34.445	26.890	215.5	14:23:00.517	7		1:39.187	36.523	35.341	27.323	215.1	14:12:23.307
8		1:45.791	36.435	39.031	30.325	213.8	14:24:46.308	8		1:38.898	36.414	35.206	27.278	215.5	14:14:02.205
9		1:37.752	36.364	34.408	26.980	212.5	14:26:24.060	9		1:39.240	36.669	35.227	27.344	214.2	14:15:41.445
10		1:38.055	36.579	34.497	26.979	212.1	14:28:02.115	10		1:38.837	36.456	35.080	27.301	213.8	14:17:20.282
11		1:38.151	36.628	34.453	27.070	211.7	14:29:40.266	11		1:38.769	36.451	35.036	27.282	214.2	14:18:59.051
12		1:37.955	36.650	34.402	26.903	213.4	14:31:18.221	12		1:38.966	36.455	35.174	27.337	215.1	14:20:38.017
13		1:37.675	36.374	34.329	26.972	216.0	14:32:55.896	13		1:38.518	36.337	35.043	27.138	215.1	14:22:16.535
14		1:43.271 P	36.330	34.915	32.026	216.4	14:34:39.167	14		1:47.962 P	37.197	36.905	33.860	215.1	14:24:04.497
15		8:19.853	7:16.254	35.463	28.136		14:42:59.020	15		18:20.602	17:16.871	36.558	27.173		14:42:25.099
16		1:38.582	36.536	34.948	27.098	212.5	14:44:37.602	16		1:37.982	36.488	34.734	26.760	209.7	14:44:03.081
17		1:38.055	36.549	34.426	27.080	211.7	14:46:15.657	17		1:37.523	36.324	34.510	26.689	211.3	14:45:40.604
18		1:37.965	36.545	34.470	26.950	212.1	14:47:53.622	18		1:37.340	36.320	34.198	26.822	213.0	14:47:17.944
19		1:41.586 P	36.677	34.501	30.408	211.7	14:49:35.208	19		1:37.529	36.203	34.537	26.789	213.0	14:48:55.473
20		26:43.431	25:38.559	36.853	28.019		15:16:18.639	20		1:37.277	36.195	34.399	26.683	213.4	14:50:32.750
21		1:41.141	37.945	35.688	27.508	197.0	15:17:59.780	21		1:37.016	36.063	34.290	26.663	216.0	14:52:09.766
22		1:37.356	36.475	34.194	26.687	210.5	15:19:37.136	22		1:46.729 P	36.787	36.917	33.025	216.8	14:53:56.495
23		1:36.840	36.272	33.986	26.582	213.0	15:21:13.976	23		42:45.526	41:41.750	36.429	27.347		15:36:42.021
24		1:43.474 P	36.313	36.220	30.941	212.5	15:22:57.450	24		1:37.669	36.380	34.661	26.628	213.0	15:38:19.690
25		16:12.500	15:09.523	35.568	27.409		15:39:09.950	25		1:37.261	36.235	34.328	26.698	213.4	15:39:56.951
26		1:36.783	36.310	33.877	26.596	213.4	15:40:46.733	26		1:37.511	36.361	34.482	26.668	212.5	15:41:34.462
27		1:45.227	36.274	37.127	31.826	213.4	15:42:31.960	27		1:37.178	36.246	34.310	26.622	213.8	15:43:11.640
28		1:36.752	36.137	33.921	26.694	212.5	15:44:08.712	28		1:37.217	36.126	34.368	26.723	213.8	15:44:48.857
29		1:41.586 P	36.688	34.486	30.412	213.0	15:45:50.298	29		1:38.204	36.129	34.577	27.498	213.8	15:46:27.061
30		1:00:27.700	59:22.075	37.352	28.273		16:46:17.998	30		2:29.607 P	36.150	1:12.909	40.548	213.8	15:48:56.668
31		1:42.067	38.735	35.738	27.594	193.5	16:48:00.065	31		58:15.116	57:01.945	43.499	29.672		16:47:11.784
32		1:36.385	36.176	33.641	26.568	212.1	16:49:36.450	32		1:39.132	37.292	34.889	26.951	211.3	16:48:50.916
33		1:35.942	35.984	33.558	26.400	213.0	16:51:12.392	33		1:36.804	36.295	33.965	26.544	211.7	16:50:27.720
34		1:43.174	36.122	36.533	30.519	213.4	16:52:55.566	34		1:37.116	36.102	34.248	26.766	211.3	16:52:04.836
35		1:36.221	36.236	33.459	26.526	211.3	16:54:31.787	35		1:36.851	36.082	34.023	26.746	212.1	16:53:41.687
36		1:40.239 P	36.097	33.818	30.324	212.5	16:56:12.026	36		1:38.524	36.223	35.304	26.997	213.4	16:55:20.211
37		11:32.238	10:29.000	35.850	27.388		17:07:44.264	37		1:37.005	36.131	34.232	26.642	212.5	16:56:57.216
38		1:40.217	38.053	34.871	27.293	198.5	17:09:24.481	38		1:36.902	36.063	34.259	26.580	213.8	16:58:34.118
39		1:35.571	35.896	33.360	26.315	213.4	17:11:00.052	39		1:49.687 P	37.315	38.046	34.326	213.0	17:00:23.805
40		1:35.524	35.812	33.249	26.463	214.2	17:12:35.576	40		28:07.261	27:02.938	36.717	27.606		17:28:31.066
41		1:44.621	38.277	37.144	29.200	214.2	17:14:20.197	41		1:37.753	36.574	34.458	26.721	209.7	17:30:08.819
42		1:36.139	36.095	33.556	26.488	211.3	17:15:56.336	42		1:37.304	36.193	34.266	26.845	212.5	17:31:46.123
43		1:39.657 P	35.991	33.535	30.131	213.0	17:17:35.993	43		1:37.576	36.216	34.371	26.989	213.8	17:33:23.699
44		14:29.586	13:24.970	36.545	28.071		17:32:05.579	44		1:37.362	36.166	34.361	26.835	214.7	17:35:01.061
45		1:39.989	37.595	35.127	27.267	200.7	17:33:45.568	45		1:38.146	36.173	34.343	27.630	212.5	17:36:39.207
46		1:35.470	36.057	33.281	26.132	213.4	17:35:21.038	46		1:38.587	36.339	34.955	27.293	212.1	17:38:17.794
47		1:44.057	35.753	39.952	28.352	213.8	17:37:05.095	47		1:37.435	36.191	34.389	26.855	212.5	17:39:55.229
48		1:35.705	35.965	33.418	26.322	212.5	17:38:40.800	48		1:37.353	36.200	34.375	26.778	213.4	17:41:32.582
49		1:35.817	35.920	33.480	26.417	213.8	17:40:16.617	49		1:50.759 P	38.191	38.938	33.630	213.0	17:43:23.341
50		1:40.430 P	36.005	33.613	30.812	213.8	17:41:57.047	50		7:24.325	6:18.896	38.373	27.056		17:50:47.666
51		9:33.701	8:28.194	36.540	28.967		17:51:30.748								





Hungaroring
Euroformula Open
Private test
Lap Analysis

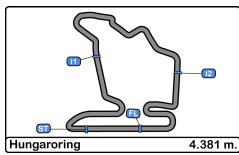


51	1:38.175	36.211	34.102	27.862	213.0	17:52:25.841
52	1:36.124	35.876	33.765	26.483	214.2	17:54:01.965
53	1:36.029	35.895	33.678	26.456	213.4	17:55:37.994
54	1:36.528	35.844	33.769	26.915	213.8	17:57:14.522
55	1:43.178	35.867	38.622	28.689	214.7	17:58:57.700
56	1:36.260	35.899	33.839	26.522	214.7	18:00:33.960
57	1:55.045 P	39.599	38.423	37.023	214.2	18:02:29.005

22 Nobuharu Matsushita Dallara F317 Spiess
 Carlin Motorsport

Lap	D	Time	Sector 1	Sector 2	Sector 3	T. Spd	Elapsed
1		14:02:33.588 P	14:01:12.336	42.444	38.808		14:02:33.588
2		11:07.547	10:01.660	37.870	28.017		14:13:41.135
3		1:41.041	37.153	36.346	27.542	212.1	14:15:22.176
4		1:45.128	36.868	40.382	27.878	211.7	14:17:07.304
5		1:39.669	36.741	35.460	27.468	214.7	14:18:46.973
6		1:39.795	36.721	35.138	27.936	213.8	14:20:26.768
7		1:54.766	45.207	41.448	28.111	212.1	14:22:21.534
8		1:38.759	36.548	35.062	27.149	216.0	14:24:00.293
9		1:38.797	36.550	35.070	27.177	215.5	14:25:39.090
10		1:50.931 P	38.997	39.637	32.297	213.4	14:27:30.021
11		18:29.778	17:23.828	37.972	27.978		14:45:59.799
12		1:40.241	37.443	35.456	27.342	208.8	14:47:40.040
13		1:37.888	36.574	34.513	26.801	210.9	14:49:17.928
14		1:50.073 P	36.359	40.416	33.298	212.5	14:51:08.001
15		6:58.797	5:54.401	37.047	27.349		14:58:06.798
16		1:38.438	36.685	34.699	27.054	210.9	14:59:45.236
17		1:43.477	36.401	39.352	27.724	213.0	15:01:28.713
18		1:46.986 P	36.431	34.828	35.727	213.0	15:03:15.699
19		46:38.874	45:26.791	43.482	28.601		15:49:54.573
20		1:40.839	37.666	36.029	27.144	209.7	15:51:35.412
21		1:36.393	36.240	33.749	26.404	211.7	15:53:11.805
22		1:42.714	38.045	37.702	26.967	215.5	15:54:54.519
23		1:36.092	35.960	33.770	26.362	213.8	15:56:30.611
24		1:46.308	38.587	40.321	27.400	213.0	15:58:16.919
25		1:42.915 P	36.041	33.658	33.216	214.2	15:59:59.834
26		22:27.974	21:25.275	35.539	27.160		16:22:27.808
27		1:38.718	36.247	34.434	28.037	213.8	16:24:06.526
28		2:06.865 P	36.379	47.896	42.590	213.0	16:26:13.391
29		24:47.873 P	23:34.251	39.920	33.702		16:51:01.264
30		2:20.493	1:18.042	35.275	27.176		16:53:21.757
31		1:38.072	36.506	34.583	26.983	211.3	16:54:59.829
32		1:38.090	36.494	34.673	26.923	210.5	16:56:37.919
33		1:38.372	36.568	34.742	27.062	213.4	16:58:16.291
34		1:38.367	36.419	34.810	27.138	211.3	16:59:54.658
35		1:38.063	36.237	34.716	27.110	214.2	17:01:32.721
36		1:38.086	36.513	34.675	26.898	211.7	17:03:10.807
37		1:38.168	36.504	34.549	27.115	213.4	17:04:48.975
38		1:38.125	36.703	34.519	26.903	212.5	17:06:27.100
39		1:37.852	36.365	34.573	26.914	214.7	17:08:04.952
40		1:42.048	36.409	34.538	31.101	212.1	17:09:47.000
41		1:51.219 P	36.540	37.217	37.462	212.1	17:11:38.219
42		18:33.236	17:16.945	42.812	33.479		17:30:11.455
43		1:40.645	37.492	36.112	27.041	206.1	17:31:52.100
44		1:35.550	35.871	33.316	26.363	214.2	17:33:27.650
45		1:43.705	35.893	34.691	33.121	215.1	17:35:11.355
46		1:45.222	40.727	37.345	27.150	209.3	17:36:56.577
47		1:54.510 P	35.976	39.561	38.973	212.5	17:38:51.087
48		10:48.002	9:37.855	39.876	30.271		17:49:39.089
49		1:41.234	36.927	36.184	28.123	210.9	17:51:20.323
50		1:35.201	35.774	33.191	26.236	213.4	17:52:55.524
51		1:42.089	35.805	39.035	27.249	211.7	17:54:37.613
52		1:48.379 P	35.924	39.125	33.330	215.5	17:56:25.992
53		2:53.582 P	1:40.433	40.042	33.107		17:59:19.574
54		2:25.675 P	1:08.263	38.277	39.135		18:01:45.249





Hungaroring
Euroformula Open
Private test
Lap Analysis



25

Cameron Das

Dallara F317 Spiess

8	1:41.298	37.260	36.511	27.527	218.6	14:14:11.348
9	1:42.313	38.509	36.189	27.615	217.3	14:15:53.661

Team Motopark

Lap	D	Time	Sector 1	Sector 2	Sector 3	T. Spd	Elapsed			
10		1:52.410	P			38.504	39.552	34.354	216.4	14:17:46.071
11		13:00.354				11:53.210	38.992	28.152		14:30:46.425
12		1:37.839				36.502	34.553	26.784	213.4	14:32:24.264
13		1:37.663				35.959	34.746	26.958	216.4	14:34:01.927
14		1:46.299				37.670	40.133	28.496	217.3	14:35:48.226
15		1:42.770				36.270	37.849	28.651	214.7	14:37:30.996
16		1:38.344				36.274	34.723	27.347	213.0	14:39:09.340
17		1:44.955	P			36.358	35.473	33.124	213.0	14:40:54.295
18		6:35.497				5:29.262	38.223	28.012		14:47:29.792
19		1:36.251				36.189	33.819	26.243	212.1	14:49:06.043
20		1:35.988				36.023	33.608	26.357	215.1	14:50:42.031
21		1:36.201				36.137	33.678	26.386	217.3	14:52:18.232
22		1:56.199				45.209	42.771	28.219	196.3	14:54:14.431
23		1:45.323	P			35.856	34.211	35.256	215.5	14:55:59.754
24		59:49.243				58:43.858	37.757	27.628		15:55:48.997
25		1:36.596				36.300	33.739	26.557	213.8	15:57:25.593
26		1:36.501				35.978	33.940	26.583	215.1	15:59:02.094
27		1:48.765				35.918	43.076	29.771	216.0	16:00:50.859
28		1:46.121	P			36.073	38.048	32.000	214.2	16:02:36.980
29		20:44.897				19:35.740	39.039	30.118		16:23:21.877
30		1:57.600	P			39.256	36.869	41.475	210.5	16:25:19.477
31		18:36.911				17:29.374	39.338	28.199		16:43:56.388
32		1:41.866				38.627	35.907	27.332	210.1	16:45:38.254
33		1:38.091				36.619	34.644	26.828	212.5	16:47:16.345
34		1:47.503	P			37.680	36.558	33.265	214.7	16:49:03.848
35		4:35.486				3:30.469	37.454	27.563		16:53:39.334
36		1:35.598				35.919	33.391	26.288	211.7	16:55:14.932
37		1:47.597				35.812	43.307	28.478	213.4	16:57:02.529
38		1:35.469				35.722	33.338	26.409	214.2	16:58:37.998
39		1:35.963				35.756	33.661	26.546	214.2	17:00:13.961
40		1:43.494	P			35.901	36.338	31.255	214.7	17:01:57.455
41		18:37.965				17:28.664	41.575	27.726		17:20:35.420
42		1:35.664				35.986	33.443	26.235	212.1	17:22:11.084
43		1:35.165				35.679	33.312	26.174	213.0	17:23:46.249
44		1:44.515	P			35.623	37.810	31.082	214.2	17:25:30.764
45		5:37.887				4:32.903	37.979	27.005		17:31:08.651
46		1:35.171				35.875	33.204	26.092	213.4	17:32:43.822
47		1:35.353				35.744	33.455	26.154	215.1	17:34:19.175
48		1:47.928	P			35.866	37.184	34.878	214.2	17:36:07.103
49		6:37.921	P			5:28.812	36.173	32.936		17:42:45.024
50		2:12.135				1:11.412	33.964	26.759		17:44:57.159
51		1:36.314				35.942	33.744	26.628	213.8	17:46:33.473
52		1:36.889				36.000	34.326	26.563	214.7	17:48:10.362
53		1:36.852				36.160	34.001	26.691	216.0	17:49:47.214
54		1:38.643				35.869	35.304	27.470	215.5	17:51:25.857
55		1:37.051				36.083	34.110	26.858	216.8	17:53:02.908
56		1:37.367				36.055	34.448	26.864	216.4	17:54:40.275
57		1:37.584				36.095	34.467	27.022	216.4	17:56:17.859
58		1:37.480				36.111	34.394	26.975	217.3	17:57:55.339
59		1:37.061				35.882	34.315	26.864	216.8	17:59:32.400
60		1:37.247				36.049	34.314	26.884	216.0	18:01:09.647
61		1:48.396	P			36.156	35.207	37.033	215.1	18:02:58.043

26

Linus Lundqvist

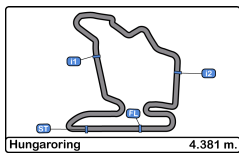
R

Dallara F317 HWA

Double R

Lap	D	Time	Sector 1	Sector 2	Sector 3	T. Spd	Elapsed
1		14:02:04.410	14:00:53.127	40.598	30.685		14:02:04.410
2		1:47.516	39.670	38.592	29.254	212.5	14:03:51.926
3		1:44.849	39.111	37.318	28.420	213.4	14:05:36.775
4		1:42.181	37.858	36.478	27.845	215.1	14:07:18.956
5		1:40.931	36.975	36.272	27.684	218.6	14:08:59.887
6		1:47.401	38.822	37.097	31.482	219.0	14:10:47.288
7		1:42.762	36.659	38.551	27.552	217.3	14:12:30.050





Hungaroring
Euroformula Open
 Private test
Lap Analysis



30 Liam Lawson R Dallara F317 Spiess

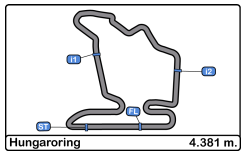
Lap	D	Time	Sector 1	Sector 2	Sector 3	T. Spd	Elapsed
1		14:31:35.673 P	14:30:20.737	38.308	36.628		14:31:35.673
2		47:20.958	46:16.063	36.832	28.063		15:18:56.631
3		1:38.955	37.133	34.828	26.994	209.7	15:20:35.586
4		1:37.953	36.497	34.586	26.870	212.1	15:22:13.539
5		1:37.768	36.303	34.692	26.773	213.8	15:23:51.307
6		1:37.409	36.246	34.360	26.803	213.4	15:25:28.716
7		1:52.868	39.504	43.193	30.171	214.7	15:27:21.584
8		1:40.298	36.765	35.205	28.328	213.0	15:29:01.882
9		1:40.536	37.250	36.195	27.091	213.4	15:30:42.418
10		1:37.126	36.366	34.040	26.720	213.8	15:32:19.544
11		1:36.930	36.214	34.119	26.597	213.8	15:33:56.474
12		1:36.877	36.007	34.158	26.712	215.5	15:35:33.351
13		1:48.839 P	36.740	36.608	35.491	216.4	15:37:22.190
14		17:50.310 P	16:29.792	40.791	39.727		15:55:12.500
15		2:16.987	1:08.535	40.291	28.161		15:57:29.487
16		1:38.496	37.024	34.623	26.849	208.0	15:59:07.983
17		1:53.132	36.100	49.483	27.549	214.7	16:01:01.115
18		1:38.115	36.413	34.794	26.908	214.2	16:02:39.230
19		1:44.086 P	36.195	34.147	33.744	213.8	16:04:23.316
20		52:25.455	51:16.802	39.085	29.568		16:56:48.771
21		1:39.915	38.276	34.774	26.865	194.2	16:58:28.686
22		1:36.688	36.100	33.916	26.672	213.4	17:00:05.374
23		1:37.048	36.040	34.117	26.891	214.2	17:01:42.422
24		1:51.953 P	36.109	40.474	35.370	214.2	17:03:34.375
25		11:40.459	10:30.904	40.340	29.215		17:15:14.834
26		1:48.398	38.991	37.563	31.844	187.1	17:17:03.232
27		1:38.338	36.061	33.615	28.662	213.8	17:18:41.570
28		1:35.771	35.900	33.501	26.370	214.7	17:20:17.341
29		1:47.352 P	35.929	34.189	37.234	213.8	17:22:04.693
30		24:40.483	23:33.126	38.753	28.604		17:46:45.176
31		1:40.994	38.093	36.183	26.718	191.8	17:48:26.170
32		1:35.937	36.051	33.642	26.244	213.4	17:50:02.107
33		1:35.356	35.782	33.307	26.267	215.1	17:51:37.463
34		1:40.422 P	35.798	33.422	31.202	215.5	17:53:17.885
35		3:45.535	2:36.670	40.297	28.568		17:57:03.420
36		1:41.022	38.133	35.508	27.381	201.8	17:58:44.442
37		1:34.958	35.800	33.121	26.037	215.1	18:00:19.400
38		1:56.135 P	42.089	40.684	33.362	178.8	18:02:15.535

31 Billy Monger R Dallara F317 Spiess

Lap	D	Time	Sector 1	Sector 2	Sector 3	T. Spd	Elapsed
1		14:03:05.916 P	14:01:49.174	40.785	35.957		14:03:05.916
2		7:07.486	6:00.912	38.039	28.535		14:10:13.402
3		1:42.304	37.944	36.482	27.878	211.3	14:11:55.706
4		1:40.954	37.084	36.138	27.732	213.4	14:13:36.660
5		1:48.950	37.120	39.572	32.258	211.7	14:15:25.610
6		1:46.166	37.000	38.305	30.861	210.9	14:17:11.776
7		1:41.587	37.189	36.391	28.007	212.5	14:18:53.363
8		1:39.775	36.674	35.745	27.356	213.4	14:20:33.138
9		1:40.030	36.683	35.719	27.628	214.7	14:22:13.168
10		1:43.889 P	36.669	35.264	31.956	212.1	14:23:57.057
11		19:25.155	18:19.193	37.564	28.398		14:43:22.212
12		1:39.764	37.144	35.382	27.238	208.0	14:45:01.976
13		1:38.525	36.662	34.891	26.972	210.1	14:46:40.501

14	1:38.282	36.437	34.804	27.041	211.3	14:48:18.783
15	1:46.529	37.293	40.018	29.218	209.7	14:50:05.312
16	1:37.844	36.231	34.674	26.939	212.5	14:51:43.156
17	1:39.997	36.577	35.974	27.446	212.5	14:53:23.153
18	1:42.009	36.227	37.761	28.021	214.7	14:55:05.162
19	1:44.107 P	36.241	34.826	33.040	213.8	14:56:49.269
20	35:14.457	34:05.612	40.122	28.723		15:32:03.726
21	1:44.879	37.193	36.293	31.393	210.9	15:33:48.605
22	1:36.582	36.205	33.861	26.516	212.5	15:35:25.187
23	1:43.249	35.938	38.391	28.920	216.0	15:37:08.436
24	1:36.256	35.979	33.857	26.420	214.2	15:38:44.692
25	1:46.824	36.369	40.703	29.752	214.2	15:40:31.516
26	1:55.828 P	37.963	40.326	37.539	212.1	15:42:27.344
27	10:36.143	9:33.711	35.376	27.056		15:53:03.487
28	1:37.238	36.433	34.062	26.743	210.5	15:54:40.725
29	1:40.530	36.856	36.371	27.303	212.5	15:56:21.255
30	1:39.978	37.468	34.921	27.589	213.8	15:58:01.233
31	1:36.608	36.111	33.733	26.764	213.4	15:59:37.841
32	1:44.356	37.660	38.472	28.224	213.4	16:01:22.197
33	1:47.881 P	36.184	38.336	33.361	211.7	16:03:10.078
34	47:49.505 P	46:31.572	36.567	41.366		16:50:59.583
35	2:16.100 P	1:10.327	34.300	31.473		16:53:15.683
36	2:12.372	1:07.861	37.580	26.931		16:55:28.055
37	1:37.620	36.411	34.154	27.055	211.7	16:57:05.675
38	1:36.985	36.226	34.008	26.751	214.2	16:58:42.660
39	1:37.425	36.255	34.363	26.807	213.8	17:00:20.085
40	1:36.967	36.125	33.964	26.878	213.4	17:01:57.052
41	1:38.543	36.529	34.557	27.457	214.2	17:03:35.595
42	1:42.668	37.041	38.755	26.872	212.5	17:05:18.263
43	1:37.433	36.368	33.955	27.110	213.0	17:06:55.696
44	1:44.587	40.107	37.502	26.978	213.4	17:08:40.283
45	1:39.662	36.198	36.494	26.970	213.0	17:10:19.945
46	1:37.883	36.109	34.106	27.668	213.0	17:11:57.828
47	1:41.851 P	36.336	34.264	31.251	211.3	17:13:39.679
48	20:44.619	19:37.942	38.581	28.096		17:34:24.298
49	1:36.817	36.203	33.950	26.664	210.9	17:36:01.115
50	1:39.614	37.615	35.194	26.805	213.0	17:37:40.729
51	1:36.067	35.891	33.613	26.563	213.0	17:39:16.796
52	1:41.271	37.637	37.229	26.405	213.0	17:40:58.067
53	1:44.554 P	35.836	36.371	32.347	213.0	17:42:42.621
54	9:40.387	8:33.985	38.160	28.242		17:52:23.008
55	1:48.372	36.212	37.358	34.802	210.5	17:54:11.380
56	1:43.901	36.043	38.609	29.249	212.5	17:55:55.281
57	1:36.888	35.850	33.686	27.352	213.8	17:57:32.169
58	1:39.748	37.415	34.695	27.638	206.8	17:59:11.917
59	1:36.024	35.947	33.605	26.472	211.7	18:00:47.941
60	1:47.517 P	38.022	35.254	34.241	212.5	18:02:35.458





Hungaroring
Euroformula Open
Private test
Lap Analysis



33

Marino Sato

Dallara F317 Spiess **51**

Aldo Festante

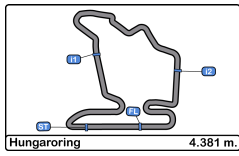
Dallara F317 HWA

Team Motopark

Teo Martin Motorsport

Lap	D	Time	Sector 1	Sector 2	Sector 3	T. Spd	Elapsed	Lap	D	Time	Sector 1	Sector 2	Sector 3	T. Spd	Elapsed
1		14:03:47.313	P 14:02:20.843	46.566	39.904		14:03:47.313	1		14:02:44.746	P 14:01:17.272	45.298	42.176		14:02:44.746
2		4:30.881	3:24.515	38.246	28.120		14:08:18.194	2		8:07.610	6:58.681	39.423	29.506		14:10:52.356
3		1:39.855	37.197	35.374	27.284	216.4	14:09:58.049	3		1:47.476	38.258	38.714	30.504	206.1	14:12:39.832
4		1:39.991	36.570	34.941	28.480	215.5	14:11:38.040	4		1:41.640	37.467	36.206	27.967	210.9	14:14:21.472
5		1:49.532	40.034	41.220	28.278	213.0	14:13:27.572	5		1:43.234	37.282	38.341	27.611	208.8	14:16:04.706
6		1:38.113	36.393	34.744	26.976	216.8	14:15:05.685	6		1:40.576	37.050	35.852	27.674	208.4	14:17:45.282
7		1:48.614	38.908	39.538	30.168	216.8	14:16:54.299	7		1:52.379	40.339	40.254	31.786	208.8	14:19:37.661
8		1:37.887	36.378	34.627	26.882	216.4	14:18:32.186	8		1:40.576	37.305	35.625	27.646	210.1	14:21:18.237
9		1:37.509	36.247	34.333	26.929	217.3	14:20:09.695	9		1:56.922	P 37.702	42.570	36.650	210.1	14:23:15.159
10		2:11.006	41.860	48.291	40.855	216.8	14:22:20.701	10		10:50.952	9:45.872	37.350	27.730		14:34:06.111
11		1:51.230	45.190	37.886	28.154	145.3	14:24:11.931	11		1:39.064	36.662	35.165	27.237	213.0	14:35:45.175
12		1:44.791	P 36.197	34.511	34.083	216.8	14:25:56.722	12		1:38.296	36.599	34.666	27.031	211.7	14:37:23.471
13		16:59.985	15:55.549	36.832	27.604		14:42:56.707	13		1:53.503	40.531	42.770	30.202	210.5	14:39:16.974
14		1:51.971	36.385	43.505	32.081	213.8	14:44:48.678	14		1:38.362	36.629	34.674	27.059	210.1	14:40:55.336
15		1:45.821	P 36.369	34.281	35.171	213.4	14:46:34.499	15		1:38.614	36.660	34.928	27.026	210.5	14:42:33.950
16		1:01:04.874	59:59.588	37.974	27.312		15:47:39.373	16		1:54.908	P 38.464	39.840	36.604	210.9	14:44:28.858
17		1:36.669	36.177	34.006	26.486	212.5	15:49:16.042	17		42:13.290	41:04.060	40.291	28.939		15:26:42.148
18		1:36.184	35.874	33.629	26.681	214.2	15:50:52.226	18		1:39.091	37.111	34.959	27.021	208.4	15:28:21.239
19		1:56.406	46.568	40.946	28.892	177.3	15:52:48.632	19		1:40.645	36.880	36.116	27.649	211.3	15:30:01.884
20		1:36.117	35.718	33.923	26.476	215.1	15:54:24.749	20		1:38.776	36.785	34.738	27.253	209.7	15:31:40.660
21		1:45.384	P 35.976	34.844	34.564	216.4	15:56:10.133	21		1:38.105	36.496	34.552	27.057	211.7	15:33:18.765
22		52:04.813	P 50:49.503	39.155	36.155		16:48:14.946	22		1:38.443	36.567	34.573	27.303	211.3	15:34:57.208
23		2:55.984	1:34.144	48.548	33.292		16:51:10.930	23		1:59.579	39.961	41.780	37.838	212.5	15:36:56.787
24		1:49.589	38.837	37.760	32.992	212.1	16:53:00.519	24		1:37.691	36.404	34.392	26.895	213.0	15:38:34.478
25		1:36.737	35.982	34.147	26.608	213.8	16:54:37.256	25		1:54.835	P 38.245	40.334	36.256	213.0	15:40:29.313
26		1:36.434	35.880	34.033	26.521	214.7	16:56:13.690	26		1:03:36.755	1:02:30.758	38.181	27.816		16:44:06.068
27		1:43.926	P 36.217	35.172	32.537	215.5	16:57:57.616	27		1:39.804	36.798	35.803	27.203	209.3	16:45:45.872
28		18:49.897	17:35.984	42.701	31.212		17:16:47.513	28		1:37.396	36.356	34.295	26.745	210.9	16:47:23.268
29		1:42.634	39.497	36.407	26.730	202.2	17:18:30.147	29		1:37.199	36.409	34.158	26.632	212.1	16:49:00.467
30		1:35.417	35.711	33.439	26.267	214.2	17:20:05.564	30		1:37.046	36.440	33.846	26.760	211.7	16:50:37.513
31		1:35.733	35.916	33.407	26.410	215.1	17:21:41.297	31		1:48.410	P 37.728	36.673	34.009	211.3	16:52:25.923
32		1:42.584	P 35.793	34.511	32.280	215.1	17:23:23.881	32		12:14.464	11:06.736	39.145	28.583		17:04:40.387
33		9:35.652	8:32.214	36.594	26.844		17:32:59.533	33		1:39.286	37.341	34.868	27.077	209.7	17:06:19.673
34		1:35.466	35.801	33.484	26.181	216.0	17:34:34.999	34		1:36.632	36.372	33.897	26.363	210.9	17:07:56.305
35		1:35.523	35.681	33.529	26.313	216.0	17:36:10.522	35		1:53.779	36.155	40.487	37.137	211.7	17:09:50.084
36		1:41.430	P 35.997	33.938	31.495	216.0	17:37:51.952	36		1:37.613	36.217	34.418	26.978	211.7	17:11:27.697
37		10:05.015	8:59.590	37.419	28.006		17:47:56.967	37		1:36.892	36.201	33.768	26.923	212.1	17:13:04.589
38		1:40.041	37.448	35.601	26.992	213.0	17:49:37.008	38		1:50.372	P 36.190	38.984	35.198	211.7	17:14:54.961
39		1:34.852	35.604	33.183	26.065	216.0	17:51:11.860	39		17:18.650	16:12.982	37.462	28.206		17:32:13.611
40		1:34.869	35.439	33.147	26.283	217.3	17:52:46.729	40		1:40.711	37.330	35.599	27.782	211.3	17:33:54.322
41		1:41.539	P 35.891	34.684	30.964	217.3	17:54:28.268	41		1:36.490	36.243	33.794	26.453	211.3	17:35:30.812
42		3:34.950	2:32.171	36.165	26.614		17:58:03.218	42		1:39.988	36.126	33.908	29.954	211.3	17:37:10.800
43		1:34.648	35.517	33.088	26.043	217.3	17:59:37.866	43		1:44.168	36.326	37.558	30.284	213.0	17:38:54.968
44		1:51.584	P 35.430	34.465	41.689	218.1	18:01:29.450	44		1:36.571	36.126	33.618	26.827	213.0	17:40:31.539
45								45		1:53.392	39.679	39.683	34.030	210.9	17:42:24.931
46								46		1:43.976	P 36.213	35.241	32.522	211.7	17:44:08.907
47								47		10:04.206	8:59.696	36.382	28.128		17:54:13.113
48								48		1:38.620	36.417	35.195	27.008	211.3	17:55:51.733
49								49		1:36.068	36.117	33.678	26.273	211.3	17:57:27.801
50								50		1:35.787	35.979	33.418	26.390	213.4	17:59:03.588
51								51		1:35.728	35.940	33.367	26.421	213.0	18:00:39.316
52								52		1:54.124	P 36.969	38.387	38.768	213.0	18:02:33.440





Hungaroring
Euroformula Open
 Private test
Lap Analysis



63

Nicolai Kjaergaard

R

Dallara F317 Spiess

99

Rui Andrade

R

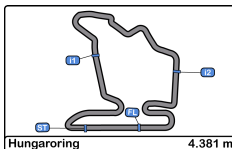
Dallara F317 HWA

Carlin Motorsport

Drivex School

Lap	D	Time	Sector 1	Sector 2	Sector 3	T. Spd	Elapsed	Lap	D	Time	Sector 1	Sector 2	Sector 3	T. Spd	Elapsed
1		14:02:05.403	14:00:53.965	40.960	30.478		14:02:05.403	1		14:02:24.798	14:01:05.042	46.827	32.929		14:02:24.798
2		1:48.286	39.570	39.459	29.257	208.0	14:03:53.689	2		1:50.677	40.875	39.783	30.019	196.7	14:04:15.475
3		1:44.228	38.387	36.857	28.984	213.4	14:05:37.917	3		1:45.859	38.739	38.263	28.857	205.3	14:06:01.334
4		1:47.189	38.047	37.677	31.465	213.0	14:07:25.106	4		1:42.759	37.314	37.315	28.130	215.1	14:07:44.093
5		1:48.597	42.738	38.063	27.796	199.6	14:09:13.703	5		1:49.040	39.884	39.056	30.100	217.7	14:09:33.133
6		1:42.488	37.045	35.830	29.613	218.1	14:10:56.191	6		1:41.408	37.320	36.416	27.672	216.4	14:11:14.541
7		1:42.749	37.018	36.315	29.416	218.1	14:12:38.940	7		2:10.255 P	43.579	47.089	39.587	216.4	14:13:24.796
8		1:40.404	36.768	35.949	27.687	217.7	14:14:19.344	8		3:07:53.011	3:06:45.639	38.723	28.649		17:21:17.807
9		1:39.285	36.560	35.220	27.505	217.3	14:15:58.629	9		1:40.608	37.571	35.855	27.182	210.1	17:22:58.415
10		2:03.986 P	39.418	41.206	43.362	216.0	14:18:02.615	10		1:38.536	36.575	34.995	26.966	212.1	17:24:36.951
11		22:24.105	21:16.967	38.228	28.910		14:40:26.720	11		1:37.737	36.289	34.377	27.071	214.2	17:26:14.688
12		1:39.862	36.889	35.802	27.171	210.5	14:42:06.582	12		1:38.060	36.735	34.391	26.934	213.0	17:27:52.748
13		1:40.301	37.272	35.752	27.277	211.7	14:43:46.883	13		1:37.252	36.279	34.237	26.736	213.8	17:29:30.000
14		1:38.370	36.412	34.422	27.536	212.5	14:45:25.253	14		1:49.830 P	38.987	37.621	33.222	213.4	17:31:19.830
15		1:37.653	36.307	34.480	26.866	213.4	14:47:02.906	15		4:19.893	3:12.712	38.508	28.673		17:35:39.723
16		1:41.435	36.375	35.185	29.875	214.2	14:48:44.341	16		1:38.969	36.869	35.054	27.046	207.2	17:37:18.692
17		1:37.240	36.371	34.141	26.728	213.0	14:50:21.581	17		1:37.474	36.132	34.384	26.958	214.2	17:38:56.166
18		1:44.245	39.347	37.513	27.385	216.0	14:52:05.826	18		1:36.539	35.979	33.914	26.646	216.8	17:40:32.705
19		1:37.803	36.281	34.313	27.209	217.3	14:53:43.629	19		2:07.967	36.278	1:01.933	29.756	216.4	17:42:40.672
20		1:45.429 P	36.710	35.645	33.074	216.0	14:55:29.058	20		1:36.792	36.298	33.912	26.582	214.2	17:44:17.464
21		33:37.184	32:26.949	40.505	29.730		15:29:06.242	21		1:41.962 P	36.403	34.376	31.183	214.7	17:45:59.426
22		1:43.862	40.127	36.394	27.341	179.1	15:30:50.104	22		5:55.068	4:49.486	36.535	29.047		17:51:54.494
23		1:36.988	36.449	34.019	26.520	213.4	15:32:27.092	23		1:40.587	37.928	34.856	27.803	196.0	17:53:35.081
24		1:36.338	35.936	33.798	26.604	214.7	15:34:03.430	24		1:36.473	36.247	33.649	26.577	213.8	17:55:11.554
25		1:35.977	35.902	33.651	26.424	216.8	15:35:39.407	25		1:36.338	35.959	33.768	26.611	215.5	17:56:47.892
26		1:42.937	38.226	36.934	27.777	218.6	15:37:22.344	26		1:36.624	36.313	33.799	26.512	216.8	17:58:24.516
27		1:45.945 P	37.093	35.748	33.104	216.8	15:39:08.289	27		1:36.766	36.158	33.687	26.921	216.4	18:00:01.282
28		16:34.423	15:24.572	38.527	31.324		15:55:42.712	28		1:45.493 P	36.199	35.370	33.924	214.7	18:01:46.775
29		1:36.846	36.309	34.037	26.500	215.1	15:57:19.558								
30		1:36.860	36.025	34.178	26.657	216.4	15:58:56.418								
31		1:43.344	37.153	36.368	29.823	216.4	16:00:39.762								
32		1:40.986	36.271	35.929	28.786	216.0	16:02:20.748								
33		1:36.733	36.164	33.981	26.588	213.8	16:03:57.481								
34		1:36.618	36.183	33.926	26.509	217.7	16:05:34.099								
35		8:42.156 P	35.916	6:38.908	1:27.332	218.6	16:14:16.255								
36		1:00:16.227	59:12.158	36.952	27.117		17:14:32.482								
37		1:37.809	36.670	34.493	26.646	210.5	17:16:10.291								
38		1:37.121	36.605	33.885	26.631	213.0	17:17:47.412								
39		2:26.167 P	36.166	1:01.064	48.937	213.0	17:20:13.579								
40		29:26.891	28:15.736	40.651	30.504		17:49:40.470								
41		1:43.277	38.128	35.904	29.245	210.9	17:51:23.747								
42		1:35.890	36.003	33.511	26.376	215.1	17:52:59.637								
43		1:36.263	36.074	33.717	26.472	215.5	17:54:35.900								
44		1:36.196	35.793	33.764	26.639	215.1	17:56:12.096								
45		1:45.366	37.457	37.384	30.525	215.1	17:57:57.462								
46		1:36.588	36.055	33.893	26.640	216.4	17:59:34.050								
47		1:43.625 P	35.800	33.869	33.956	216.4	18:01:17.675								



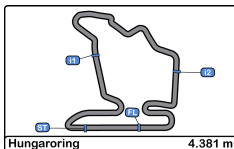


Hungaroring
Euroformula Open
Private test
Best Sectors Results



Sector - 1				Sector - 2				Sector - 3				Ideal Lap vs Best Lap				
Clas	Nº	Driver	Time	Nº	Driver	Time	Nº	Driver	Time	Clas	Nº	Driver	Ideal Lap	Best Lap	Clas	
1	33	Marino Sato	35.430	14	Yuki Tsunoda	33.018	30	Liam Lawson	26.037	1	33	Marino Sato	1:34.561	1:34.648	1	
2	12	Christian Hahn	35.586	33	Marino Sato	33.088	33	Marino Sato	26.043	2	14	Yuki Tsunoda	1:34.696	1:34.968	3	
3	14	Yuki Tsunoda	35.616	30	Liam Lawson	33.121	12	Christian Hahn	26.043	3	12	Christian Hahn	1:34.827	1:35.149	4	
4	26	Linus Lundqvist	35.623	22	Nobuharu Matsushita	33.191	14	Yuki Tsunoda	26.062	4	26	Linus Lundqvist	1:34.919	1:35.165	5	
5	25	Cameron Das	35.687	12	Christian Hahn	33.198	26	Linus Lundqvist	26.092	5	30	Liam Lawson	1:34.940	1:34.958	2	
6	18	Julian Hanses	35.753	26	Linus Lundqvist	33.204	18	Julian Hanses	26.132	6	18	Julian Hanses	1:35.134	1:35.319	7	
7	22	Nobuharu Matsushita	35.774	18	Julian Hanses	33.249	25	Cameron Das	26.166	7	25	Cameron Das	1:35.188	1:35.343	8	
8	30	Liam Lawson	35.782	25	Cameron Das	33.335	22	Nobuharu Matsushita	26.236	8	22	Nobuharu Matsushita	1:35.201	1:35.201	6	
9	1	Javier Gonzalez	35.788	11	Teppei Natori	33.353	8	Lukas Dunner	26.264	9	1	Javier Gonzalez	1:35.475	1:35.556	10	
10	63	Nicolai Kjaergaard	35.793	1	Javier Gonzalez	33.358	11	Teppei Natori	26.271	10	11	Teppei Natori	1:35.494	1:35.543	9	
11	31	Billy Monger	35.836	7	Jack Doohan	33.364	51	Aldo Festante	26.273	11	8	Lukas Dunner	1:35.565	1:35.832	13	
12	21	Calan Williams	35.844	51	Aldo Festante	33.367	1	Javier Gonzalez	26.329	12	51	Aldo Festante	1:35.580	1:35.728	11	
13	8	Lukas Dunner	35.869	8	Lukas Dunner	33.432	63	Nicolai Kjaergaard	26.376	13	7	Jack Doohan	1:35.633	1:35.801	12	
14	11	Teppei Natori	35.870	63	Nicolai Kjaergaard	33.511	7	Jack Doohan	26.381	14	63	Nicolai Kjaergaard	1:35.680	1:35.890	14	
15	7	Jack Doohan	35.888	31	Billy Monger	33.605	31	Billy Monger	26.405	15	31	Billy Monger	1:35.846	1:36.024	15	
16	51	Aldo Festante	35.940	99	Rui Andrade	33.649	21	Calan Williams	26.456	16	21	Calan Williams	1:35.978	1:36.029	16	
17	99	Rui Andrade	35.959	21	Calan Williams	33.678	99	Rui Andrade	26.512	17	99	Rui Andrade	1:36.120	1:36.338	17	



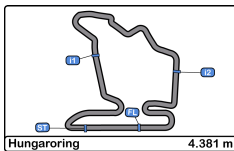


Hungaroring
Euroformula Open
Private test
Best 5 Lap Times



Cls	Nº	Entrant	Nat	Driver	Nat	Cat	Cls	Chassis - Engine	Team	Best 1		Best 2		Best 3		Best 4		Best 5	
										Time	Lap	Time	Lap	Time	Lap	Time	Lap	Time	Lap
1	33	Team Motopark	DEU	Marino Sato	JPN			Dallara F317 Spiess	Team Motopark	1:34.648	43	1:34.852	39	1:34.869	40	1:35.417	30	1:35.466	34
2	30	Team Motopark	DEU	Liam Lawson	NZL	R	1	Dallara F317 Spiess	Team Motopark	1:34.958	37	1:35.356	33	1:35.771	28	1:35.937	32	1:36.688	22
3	14	Team Motopark	DEU	Yuki Tsunoda	JPN	R	2	Dallara F317 Spiess	Team Motopark	1:34.968	51	1:35.177	43	1:35.240	37	1:35.321	47	1:35.362	56
4	12	Carlin Motorsport	GBR	Christian Hahn	BRA			Dallara F317 Spiess	Carlin Motorsport	1:35.149	58	1:35.165	59	1:35.195	61	1:35.511	60	1:35.867	52
5	26	Double R	GBR	Linus Lundqvist	SWE	R	3	Dallara F317 HWA	Double R	1:35.165	43	1:35.171	46	1:35.353	47	1:35.469	38	1:35.598	36
6	22	Carlin Motorsport	GBR	Nobuharu	JPN			Dallara F317 Spiess	Carlin Motorsport	1:35.201	50	1:35.550	44	1:36.092	23	1:36.393	21	1:37.852	39
7	18	Team Motopark	DEU	Julian Hanses	DEU			Dallara F317 Spiess	Team Motopark	1:35.319	53	1:35.470	46	1:35.524	40	1:35.571	39	1:35.573	55
8	25	Team Motopark	DEU	Cameron Das	USA			Dallara F317 Spiess	Team Motopark	1:35.343	41	1:35.458	36	1:35.518	31	1:35.553	37	1:35.724	32
9	11	Carlin Motorsport	GBR	Teppei Natori	JPN	R	4	Dallara F317 Spiess	Carlin Motorsport	1:35.543	50	1:35.573	61	1:35.748	59	1:36.086	55	1:36.219	53
10	1	RP Motorsport	ITA	Javier Gonzalez	MEX	R	5	Dallara F317 Spiess	RP Motorsport	1:35.556	55	1:35.689	56	1:35.833	51	1:35.992	47	1:36.249	33
11	51	Teo Martin Motorsport	ESP	Aldo Festante	ITA			Dallara F317 HWA	Teo Martin Motorsport	1:35.728	51	1:35.787	50	1:36.068	49	1:36.490	41	1:36.571	44
12	7	Double R	GBR	Jack Doohan	AUS	R	6	Dallara F317 HWA	Double R	1:35.801	39	1:35.809	51	1:35.871	50	1:35.979	40	1:36.098	45
13	8	Teo Martin Motorsport	ESP	Lukas Dunner	AUT			Dallara F317 HWA	Teo Martin Motorsport	1:35.832	33	1:35.881	21	1:36.081	23	1:36.092	24	1:36.114	36
14	63	Carlin Motorsport	GBR	Nicolai Kjaergaard	DNK	R	7	Dallara F317 Spiess	Carlin Motorsport	1:35.890	42	1:35.977	25	1:36.196	44	1:36.263	43	1:36.338	24
15	31	Carlin Motorsport	GBR	Billy Monger	GBR	R	8	Dallara F317 Spiess	Carlin Motorsport	1:36.024	59	1:36.067	51	1:36.256	24	1:36.582	22	1:36.608	31
16	21	Fortec Motorsport	GBR	Calan Williams	AUS			Dallara F317 HWA	Fortec Motorsport	1:36.029	53	1:36.124	52	1:36.260	56	1:36.528	54	1:36.804	33
17	99	Drivex School	ESP	Rui Andrade	AGO	R	9	Dallara F317 HWA	Drivex School	1:36.338	25	1:36.473	24	1:36.539	18	1:36.624	26	1:36.766	27



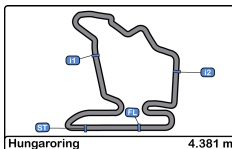


Hungaroring
Euroformula Open
Private test
Best 5 Top Speeds



Cls	Nº	Entrant	Nat	Driver	Nat	Cat	Cls	Chassis - Engine	Team	Top 1		Top 2		Top 3		Top 4		Top 5		Avg
										Km/h	Lap	Km/h	Lap	Km/h	Lap	Km/h	Lap	Km/h	Lap	
1	26	Double R	GBR	Linus Lundqvist	SWE	R	1	Dallara F317 HWA	Double R	219.0	6	218.6	5	218.6	8	217.3	7	217.3	9	218.1
2	12	Carlin Motorsport	GBR	Christian Hahn	BRA			Dallara F317 Spiess	Carlin Motorsport	218.6	14	218.1	17	218.1	49	217.7	60	217.3	13	218.0
3	63	Carlin Motorsport	GBR	Nicolai Kjaergaard	DNK	R	2	Dallara F317 Spiess	Carlin Motorsport	218.6	26	218.6	35	218.1	6	218.1	7	217.7	8	218.2
4	1	RP Motorsport	ITA	Javier Gonzalez	MEX	R	3	Dallara F317 Spiess	RP Motorsport	218.1	14	217.3	9	217.3	13	216.4	34	215.5	7	216.9
5	33	Team Motopark	DEU	Marino Sato	JPN			Dallara F317 Spiess	Team Motopark	218.1	44	217.3	9	217.3	40	217.3	41	217.3	43	217.4
6	7	Double R	GBR	Jack Doohan	AUS	R	4	Dallara F317 HWA	Double R	217.7	6	217.7	7	217.3	10	216.8	8	216.4	5	217.2
7	99	Drivex School	ESP	Rui Andrade	AGO	R	5	Dallara F317 HWA	Drivex School	217.7	5	216.8	18	216.8	26	216.4	6	216.4	7	216.8
8	14	Team Motopark	DEU	Yuki Tsunoda	JPN	R	6	Dallara F317 Spiess	Team Motopark	217.3	5	216.4	6	216.4	15	216.0	31	216.0	52	216.4
9	25	Team Motopark	DEU	Cameron Das	USA			Dallara F317 Spiess	Team Motopark	217.3	42	216.8	9	216.4	28	216.0	11	216.0	21	216.5
10	21	Fortec Motorsport	GBR	Calan Williams	AUS			Dallara F317 HWA	Fortec Motorsport	216.8	22	216.0	6	216.0	21	215.5	8	215.1	7	215.9
11	8	Teo Martin Motorsport	ESP	Lukas Dunner	AUT			Dallara F317 HWA	Teo Martin Motorsport	216.4	17	216.0	42	215.1	13	214.7	16	214.7	41	215.3
12	11	Carlin Motorsport	GBR	Teppei Natori	JPN	R	7	Dallara F317 Spiess	Carlin Motorsport	216.4	62	215.5	30	215.5	32	215.5	33	215.5	60	215.7
13	18	Team Motopark	DEU	Julian Hanses	DEU			Dallara F317 Spiess	Team Motopark	216.4	14	216.0	13	215.5	7	215.1	56	214.2	40	215.4
14	30	Team Motopark	DEU	Liam Lawson	NZL	R	8	Dallara F317 Spiess	Team Motopark	216.4	13	215.5	12	215.5	34	215.1	33	215.1	37	215.5
15	22	Carlin Motorsport	GBR	Nobuharu	JPN			Dallara F317 Spiess	Carlin Motorsport	216.0	8	215.5	9	215.5	22	215.5	52	215.1	45	215.5
16	31	Carlin Motorsport	GBR	Billy Monger	GBR	R	9	Dallara F317 Spiess	Carlin Motorsport	216.0	23	214.7	9	214.7	18	214.2	24	214.2	25	214.7
17	51	Teo Martin Motorsport	ESP	Aldo Festante	ITA			Dallara F317 HWA	Teo Martin Motorsport	213.4	50	213.0	11	213.0	24	213.0	25	213.0	43	213.1



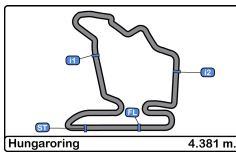


Hungaroring
Euroformula Open
Private test
Fastest Laps Sequence



Lap	Time of Day	Session Time	Nº	Entrant	Nat	Driver	Nat	Cat	Chassis - Engine	Team	Time	Km/h
2	14:03:50.194	3:50.194	7	Double R	GBR	Jack Doohan	AUS	R	Dallara F317 HWA	Double R	1:48.048	145.9
2	14:03:51.926	3:51.926	26	Double R	GBR	Linus Lundqvist	SWE	R	Dallara F317 HWA	Double R	1:47.516	146.6
2	14:03:57.829	3:57.829	21	Fortec Motorsport	GBR	Calan Williams	AUS		Dallara F317 HWA	Fortec Motorsport	1:45.905	148.9
3	14:05:34.464	5:34.464	7	Double R	GBR	Jack Doohan	AUS	R	Dallara F317 HWA	Double R	1:44.270	151.2
3	14:05:37.917	5:37.917	63	Carlin Motorsport	GBR	Nicolai Kjaergaard	DNK	R	Dallara F317 Spiess	Carlin Motorsport	1:44.228	151.3
4	14:07:16.231	7:16.231	7	Double R	GBR	Jack Doohan	AUS	R	Dallara F317 HWA	Double R	1:41.767	154.9
4	14:07:24.679	7:24.679	21	Fortec Motorsport	GBR	Calan Williams	AUS		Dallara F317 HWA	Fortec Motorsport	1:41.556	155.2
5	14:08:56.899	8:56.899	7	Double R	GBR	Jack Doohan	AUS	R	Dallara F317 HWA	Double R	1:40.668	156.6
5	14:09:04.208	9:04.208	21	Fortec Motorsport	GBR	Calan Williams	AUS		Dallara F317 HWA	Fortec Motorsport	1:39.529	158.4
7	14:12:23.307	12:23.307	21	Fortec Motorsport	GBR	Calan Williams	AUS		Dallara F317 HWA	Fortec Motorsport	1:39.187	159.0
8	14:14:02.205	14:02.205	21	Fortec Motorsport	GBR	Calan Williams	AUS		Dallara F317 HWA	Fortec Motorsport	1:38.898	159.4
6	14:15:05.685	15:05.685	33	Team Motopark	DEU	Marino Sato	JPN		Dallara F317 Spiess	Team Motopark	1:38.113	160.7
8	14:18:32.186	18:32.186	33	Team Motopark	DEU	Marino Sato	JPN		Dallara F317 Spiess	Team Motopark	1:37.887	161.1
9	14:20:09.695	20:09.695	33	Team Motopark	DEU	Marino Sato	JPN		Dallara F317 Spiess	Team Motopark	1:37.509	161.7
18	14:47:17.944	47:17.944	21	Fortec Motorsport	GBR	Calan Williams	AUS		Dallara F317 HWA	Fortec Motorsport	1:37.340	162.0
19	14:49:06.043	49:06.043	26	Double R	GBR	Linus Lundqvist	SWE	R	Dallara F317 HWA	Double R	1:36.251	163.8
20	14:50:42.031	50:42.031	26	Double R	GBR	Linus Lundqvist	SWE	R	Dallara F317 HWA	Double R	1:35.988	164.3
25	15:35:39.407	1:35:39.407	63	Carlin Motorsport	GBR	Nicolai Kjaergaard	DNK	R	Dallara F317 Spiess	Carlin Motorsport	1:35.977	164.3
33	16:51:12.392	2:51:12.392	18	Team Motopark	DEU	Julian Hanses	DEU		Dallara F317 Spiess	Team Motopark	1:35.942	164.3
21	16:54:14.431	2:54:14.431	8	Teo Martin Motorsport	ESP	Lukas Dunner	AUT		Dallara F317 HWA	Teo Martin Motorsport	1:35.881	164.4
36	16:55:14.932	2:55:14.932	26	Double R	GBR	Linus Lundqvist	SWE	R	Dallara F317 HWA	Double R	1:35.598	164.9
37	16:58:07.792	2:58:07.792	14	Team Motopark	DEU	Yuki Tsunoda	JPN	R	Dallara F317 Spiess	Team Motopark	1:35.240	165.5
43	17:22:17.384	3:22:17.384	14	Team Motopark	DEU	Yuki Tsunoda	JPN	R	Dallara F317 Spiess	Team Motopark	1:35.177	165.7
43	17:23:46.249	3:23:46.249	26	Double R	GBR	Linus Lundqvist	SWE	R	Dallara F317 HWA	Double R	1:35.165	165.7
51	17:49:44.363	3:49:44.363	14	Team Motopark	DEU	Yuki Tsunoda	JPN	R	Dallara F317 Spiess	Team Motopark	1:34.968	166.0
39	17:51:11.860	3:51:11.860	33	Team Motopark	DEU	Marino Sato	JPN		Dallara F317 Spiess	Team Motopark	1:34.852	166.2



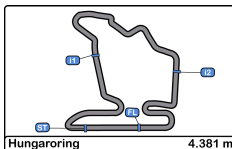


Hungaroring
Euroformula Open
Private test
Fastest Laps Sequence



Lap	Time of Day	Session Time	Nº	Entrant	Nat	Driver	Nat	Cat	Chassis - Engine	Team	Time	Km/h
43	17:59:37.866	3:59:37.866	33	Team Motopark		DEU Marino Sato		Nº	Dallara F317 Spiess	Team Motopark	1:34.648	166.6



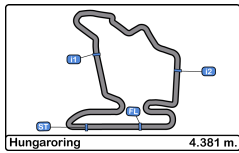


Hungaroring
Euroformula Open
Private test
Event Best Maximum Speed



Nº	Entrant	Nat	Driver	Nat	Cat	Clas	Chassis - Engine	Team	Km/h	Session
26	Double R		Linus Lundqvist		R	1	Dallara F317 HWA	Double R	219.0	Private test
12	Carlin Motorsport		Christian Hahn				Dallara F317 Spiess	Carlin Motorsport	218.6	Private test
63	Carlin Motorsport		Nicolai Kjaergaard		R	2	Dallara F317 Spiess	Carlin Motorsport	218.6	Private test
1	RP Motorsport		Javier Gonzalez		R	3	Dallara F317 Spiess	RP Motorsport	218.1	Private test
33	Team Motopark		Marino Sato				Dallara F317 Spiess	Team Motopark	218.1	Private test
99	Drivex School		Rui Andrade		R	4	Dallara F317 HWA	Drivex School	217.7	Private test
7	Double R		Jack Doohan		R	5	Dallara F317 HWA	Double R	217.7	Private test
14	Team Motopark		Yuki Tsunoda		R	6	Dallara F317 Spiess	Team Motopark	217.3	Private test
25	Team Motopark		Cameron Das				Dallara F317 Spiess	Team Motopark	217.3	Private test
21	Fortec Motorsport		Calan Williams				Dallara F317 HWA	Fortec Motorsport	216.8	Private test
18	Team Motopark		Julian Hanses				Dallara F317 Spiess	Team Motopark	216.4	Private test
30	Team Motopark		Liam Lawson		R	7	Dallara F317 Spiess	Team Motopark	216.4	Private test
8	Teo Martin		Lukas Dunner				Dallara F317 HWA	Teo Martin	216.4	Private test
11	Carlin Motorsport		Teppei Natori		R	8	Dallara F317 Spiess	Carlin Motorsport	216.4	Private test
22	Carlin Motorsport		Nobuharu				Dallara F317 Spiess	Carlin Motorsport	216.0	Private test
31	Carlin Motorsport		Billy Monger		R	9	Dallara F317 Spiess	Carlin Motorsport	216.0	Private test
51	Teo Martin		Aldo Festante				Dallara F317 HWA	Teo Martin	213.4	Private test





Hungaroring
Euroformula Open
Private test
Pit Stop Analysis



1 Javier Gonzalez R RP Motorsport
Dallara F317 Spiess

Nr.	In Day Time	In Time	Out Time	Pit Time	T. Pit Time	Handicap	Penalty
1	14:08:19.227	14:08:19.227	14:13:33.837	5:14.610	5:14.610		
2	14:25:28.584	14:25:28.584	14:32:27.098	6:58.514	12:13.124		
3	14:41:04.337	14:41:04.337	15:06:37.676	25:33.339	37:46.463		
4	15:17:07.953	15:17:07.953	15:24:58.690	7:50.737	45:37.200		
5	15:30:09.485	15:30:09.485	15:37:38.694	7:29.209	53:06.409		
6	15:46:04.707	15:46:04.707	16:01:13.761	15:09.054	1:08:15.463		
7	16:08:16.268	16:08:16.268	16:20:34.855	12:18.587	1:20:34.050		
8	16:25:48.889	16:25:48.889	16:53:57.139	28:08.250	1:48:42.300		
9	17:03:49.555	17:03:49.555	17:13:28.816	9:39.261	1:58:21.561		
10	17:22:12.885	17:22:12.885	17:31:36.418	9:23.533	2:07:45.094		
11	17:38:28.311	17:38:28.311	17:45:23.724	6:55.413	2:14:40.507		

7 Jack Doohan R Double R
Dallara F317 HWA

Nr.	In Day Time	In Time	Out Time	Pit Time	T. Pit Time	Handicap	Penalty
1	14:18:02.148	14:18:02.148	14:32:47.741	14:45.593	14:45.593		
2	14:45:10.602	14:45:10.602	14:51:33.837	6:23.235	21:08.828		
3	15:01:50.395	15:01:50.395	15:50:11.730	48:21.335	1:09:30.163		
4	16:02:01.988	16:02:01.988	16:21:17.870	19:15.882	1:28:46.045		
5	16:36:07.707	16:36:07.707	17:07:28.430	31:20.723	2:00:06.768		
6	17:14:13.836	17:14:13.836	17:22:53.245	8:39.409	2:08:46.177		
7	17:31:20.731	17:31:20.731	17:37:15.140	5:54.409	2:14:40.586		
8	17:45:55.258	17:45:55.258	17:52:37.337	6:42.079	2:21:22.665		

8 Lukas Dunner Teo Martin Motorsport
Dallara F317 HWA

Nr.	In Day Time	In Time	Out Time	Pit Time	T. Pit Time	Handicap	Penalty
1	14:02:33.196	14:02:33.196	14:10:53.079	8:19.883	8:19.883		
2	15:16:12.524	15:16:12.524	15:55:04.689	38:52.165	47:12.048		
3	16:07:04.769	16:07:04.769	16:47:23.869	40:19.100	1:27:31.148		
4	17:01:04.127	17:01:04.127	17:16:50.607	15:46.480	1:43:17.628		
5	17:25:36.059	17:25:36.059	17:33:36.082	8:00.023	1:51:17.651		
6	17:47:13.569	17:47:13.569	17:52:47.045	5:33.476	1:56:51.127		

11 Teppei Natori R Carlin Motorsport
Dallara F317 Spiess

Nr.	In Day Time	In Time	Out Time	Pit Time	T. Pit Time	Handicap	Penalty
1	14:02:10.710	14:02:10.710	14:07:28.810	5:18.100	5:18.100		
2	14:21:20.221	14:21:20.221	14:37:29.913	16:09.692	21:27.792		
3	14:53:04.077	14:53:04.077	15:27:52.923	34:48.846	56:16.638		

4	15:41:49.221	15:41:49.221	15:50:01.222	8:12.001	1:04:28.639		
5	16:01:59.661	16:01:59.661	16:45:23.971	43:24.310	1:47:52.949		
6	16:47:12.042	16:47:12.042	16:47:41.264	29.222	1:48:22.171		
7	17:07:42.744	17:07:42.744	17:20:22.677	12:39.933	2:01:02.104		
8	17:29:09.938	17:29:09.938	17:34:11.297	5:01.359	2:06:03.463		
9	17:42:58.748	17:42:58.748	17:49:55.408	6:56.660	2:13:00.123		

12 Christian Hahn Carlin Motorsport
Dallara F317 Spiess

Nr.	In Day Time	In Time	Out Time	Pit Time	T. Pit Time	Handicap	Penalty
1	14:19:56.255	14:19:56.255	14:29:17.231	9:20.976	9:20.976		
2	14:46:37.268	14:46:37.268	15:23:15.709	36:38.441	45:59.417		
3	15:37:02.206	15:37:02.206	15:50:36.416	13:34.210	59:33.627		
4	16:02:22.746	16:02:22.746	17:03:19.714	1:00:56.968	2:00:30.595		
5	17:26:22.049	17:26:22.049	17:38:05.142	11:43.093	2:12:13.688		
6	17:50:14.327	17:50:14.327	17:52:18.966	2:04.639	2:14:18.327		

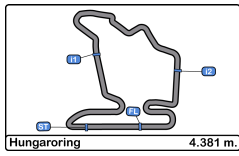
14 Yuki Tsunoda R Team Motopark
Dallara F317 Spiess

Nr.	In Day Time	In Time	Out Time	Pit Time	T. Pit Time	Handicap	Penalty
1	14:02:26.534	14:02:26.534	14:05:40.406	3:13.872	3:13.872		
2	14:24:22.464	14:24:22.464	14:30:03.469	5:41.005	8:54.877		
3	14:31:52.730	14:31:52.730	14:32:22.607	29.877	9:24.754		
4	14:39:21.189	14:39:21.189	15:04:57.884	25:36.695	35:01.449		
5	15:21:09.496	15:21:09.496	15:31:43.450	10:33.954	45:35.403		
6	15:44:08.359	15:44:08.359	16:51:15.721	1:07:07.362	1:52:42.765		
7	17:03:16.602	17:03:16.602	17:16:57.118	13:40.516	2:06:23.281		
8	17:30:35.165	17:30:35.165	17:44:31.544	13:56.379	2:20:19.660		

18 Julian Hanes Team Motopark
Dallara F317 Spiess

Nr.	In Day Time	In Time	Out Time	Pit Time	T. Pit Time	Handicap	Penalty
1	14:02:23.263	14:02:23.263	14:13:04.080	10:40.817	10:40.817		
2	14:34:36.480	14:34:36.480	14:41:19.247	6:42.767	17:23.584		
3	14:49:32.533	14:49:32.533	15:14:34.900	25:02.367	42:25.951		
4	15:22:54.622	15:22:54.622	15:37:18.927	14:24.305	56:50.256		
5	15:45:47.516	15:45:47.516	16:44:31.141	58:43.625	1:55:33.881		
6	16:56:09.490	16:56:09.490	17:06:02.029	9:52.539	2:05:26.420		
7	17:17:33.448	17:17:33.448	17:30:23.122	12:49.674	2:18:16.094		
8	17:41:54.212	17:41:54.212	17:49:45.579	7:51.367	2:26:07.461		





Hungaroring
Euroformula Open
Private test
Pit Stop Analysis



21 Calan Williams Fortec Motorsport
 Dallara F317 HWA

Nr.	In Day Time	In Time	Out Time	Pit Time	T. Pit Time	Handicap	Penalty
1	14:10:43.532	14:10:43.532	14:40:42.504	29:58.97	29:58.972		
					2		
2	14:24:01.963	14:24:01.963	15:34:56.745	1:10:54.7	1:10:54.7	82	82
3	14:53:53.963	14:53:53.963	16:45:16.978	1:51:23.0	1:51:23.0	15	15
4	15:48:54.150	15:48:54.150	17:26:46.980	1:37:52.8	1:37:52.8	30	30
5	17:00:21.288	17:00:21.288	17:49:03.112	48:41.82	48:41.824	4	

22 Nobuharu Matsushita Carlin Motorsport
 Dallara F317 Spiess

Nr.	In Day Time	In Time	Out Time	Pit Time	T. Pit Time	Handicap	Penalty
1	14:02:30.938	14:02:30.938	14:11:58.691	9:27.753	9:27.753		
2	14:27:27.494	14:27:27.494	14:44:12.954	16:45.46	26:13.213	0	
3	14:51:05.360	14:51:05.360	14:56:27.254	5:21.894	31:35.107		
4	15:03:13.084	15:03:13.084	15:47:55.844	44:42.76	1:16:17.8	0	67
5	15:59:56.965	15:59:56.965	16:20:48.822	20:51.85	1:37:09.7	7	24
6	16:26:10.227	16:26:10.227	16:49:09.922	22:59.69	2:00:09.4	5	19
7	16:50:58.572	16:50:58.572	16:51:38.107	39.535	2:00:48.9		54
8	17:11:35.445	17:11:35.445	17:28:13.360	16:37.91	2:17:26.8	5	69
9	17:38:48.358	17:38:48.358	17:47:49.151	9:00.793	2:26:27.6		62
10	17:56:23.404	17:56:23.404	17:57:19.941	56.537	2:27:24.1		99
11	17:59:16.931	17:59:16.931	17:59:40.021	23.090	2:27:47.2		89

25 Cameron Das Team Motopark
 Dallara F317 Spiess

Nr.	In Day Time	In Time	Out Time	Pit Time	T. Pit Time	Handicap	Penalty
1	14:02:44.153	14:02:44.153	14:09:14.886	6:30.733	6:30.733		
2	14:11:01.719	14:11:01.719	14:21:47.290	10:45.57	17:16.304	1	
3	14:41:52.668	14:41:52.668	15:44:33.688	1:02:41.0	1:19:57.3	20	24
4	15:46:21.472	15:46:21.472	15:46:47.330	25.858	1:20:23.1		82
5	15:56:46.318	15:56:46.318	16:21:37.300	24:50.98	1:45:14.1	2	64
6	16:23:24.818	16:23:24.818	16:23:49.808	24.990	1:45:39.1		54
7	16:25:43.030	16:25:43.030	16:54:50.181	29:07.15	2:14:46.3	1	05
8	17:03:17.570	17:03:17.570	17:11:49.978	8:32.408	2:23:18.7		13
9	17:20:13.273	17:20:13.273	17:31:17.473	11:04.20	2:34:22.9	0	13
10	17:39:33.198	17:39:33.198	17:51:33.788	12:00.59	2:46:23.5	0	03

26 Linus Lundqvist R Double R
 Dallara F317 HWA

Nr.	In Day Time	In Time	Out Time	Pit Time	T. Pit Time	Handicap	Penalty
1	14:17:43.595	14:17:43.595	14:29:03.101	11:19.50	11:19.506		
					6		
2	14:40:51.785	14:40:51.785	14:45:42.186	4:50.401	16:09.907		
3	14:55:57.047	14:55:57.047	15:54:04.937	58:07.89	1:14:17.7	0	97
4	16:02:34.364	16:02:34.364	16:21:34.388	19:00.02	1:33:17.8	4	21
5	16:25:16.889	16:25:16.889	16:42:10.880	16:53.99	1:50:11.8	1	12
6	16:49:01.306	16:49:01.306	16:51:56.442	2:55.136	1:53:06.9		48
7	17:01:55.034	17:01:55.034	17:18:45.639	16:50.60	2:09:57.5	5	53
8	17:25:28.323	17:25:28.323	17:29:25.743	3:57.420	2:13:54.9		73
9	17:36:04.682	17:36:04.682	17:40:58.880	4:54.198	2:18:49.1		71
10	17:42:42.005	17:42:42.005	17:43:12.119	30.114	2:19:19.2		85

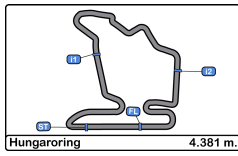
30 Liam Lawson R Team Motopark
 Dallara F317 Spiess

Nr.	In Day Time	In Time	Out Time	Pit Time	T. Pit Time	Handicap	Penalty
1	14:31:32.788	14:31:32.788	15:17:14.442	45:41.65	45:41.654		
					4		
2	15:37:19.601	15:37:19.601	15:53:07.355	15:47.75	1:01:29.4	4	08
3	15:55:09.831	15:55:09.831	15:55:37.360	27.529	1:01:56.9		37
4	16:04:20.282	16:04:20.282	16:55:00.628	50:40.34	1:52:37.2	6	83
5	17:03:31.477	17:03:31.477	17:13:24.692	9:53.215	2:02:30.4		98
6	17:22:01.698	17:22:01.698	17:44:59.313	22:57.61	2:25:28.1	5	13
7	17:53:15.321	17:53:15.321	17:55:13.148	1:57.827	2:27:25.9		40

31 Billy Monger R Carlin Motorsport
 Dallara F317 Spiess

Nr.	In Day Time	In Time	Out Time	Pit Time	T. Pit Time	Handicap	Penalty
1	14:03:03.336	14:03:03.336	14:08:30.172	5:26.836	5:26.836		
2	14:23:54.563	14:23:54.563	14:41:39.295	17:44.73	23:11.568	2	
3	14:56:46.872	14:56:46.872	15:30:16.611	33:29.73	56:41.307	9	
4	15:42:24.778	15:42:24.778	15:51:26.001	9:01.223	1:05:42.5		30
5	16:03:07.442	16:03:07.442	16:49:04.872	45:57.43	1:51:39.9	0	60
6	16:50:57.011	16:50:57.011	16:51:34.614	37.603	1:52:17.5		63
7	16:53:12.691	16:53:12.691	16:53:48.646	35.955	1:52:53.5		18
8	17:13:37.068	17:13:37.068	17:32:40.165	19:03.09	2:11:56.6	7	15
9	17:42:40.153	17:42:40.153	17:50:35.406	7:55.253	2:19:51.8		68





Hungaroring
Euroformula Open
Private test
Pit Stop Analysis



33

Marino Sato

Team Motopark

Dallara F317 Spiess

Nr.	In Day Time	In Time	Out Time	Pit Time	T. Pit Time	Handicap	Penalty
1	14:03:44.225	14:03:44.225	14:06:28.765	2:44.540	2:44.540		
2	14:25:53.904	14:25:53.904	14:40:51.302	14:57.398	17:41.938	8	
3	14:46:31.240	14:46:31.240	15:45:48.266	59:17.026	1:16:58.964	6	
4	15:56:07.147	15:56:07.147	16:46:16.757	50:09.610	2:07:08.574	0	
5	16:48:12.067	16:48:12.067	16:48:43.590	31.523	2:07:40.097		
6	16:57:54.862	16:57:54.862	17:14:49.096	16:54.234	2:24:34.331	4	
7	17:23:21.055	17:23:21.055	17:31:14.908	7:53.853	2:32:28.184		
8	17:37:49.235	17:37:49.235	17:46:11.963	8:22.728	2:40:50.912		
9	17:54:25.761	17:54:25.761	17:56:21.860	1:56.099	2:42:47.011		

51

Aldo Festante

Teo Martin Motorsport

Dallara F317 HWA

Nr.	In Day Time	In Time	Out Time	Pit Time	T. Pit Time	Handicap	Penalty
1	14:02:42.495	14:02:42.495	14:09:01.711	6:19.216	6:19.216		
2	14:23:12.588	14:23:12.588	14:32:23.418	9:10.830	15:30.046		
3	14:44:26.215	14:44:26.215	15:24:53.730	40:27.515	55:57.561	5	
4	15:40:26.655	15:40:26.655	16:42:23.457	1:01:56.802	1:57:54.363		
5	16:52:23.318	16:52:23.318	17:02:54.923	10:31.605	2:08:25.968	5	
6	17:14:52.381	17:14:52.381	17:30:30.675	15:38.294	2:24:04.262	4	
7	17:44:06.347	17:44:06.347	17:52:31.520	8:25.173	2:32:29.435		

63

Nicolai Kjaergaard

R

Carlin Motorsport

Dallara F317 Spiess

Nr.	In Day Time	In Time	Out Time	Pit Time	T. Pit Time	Handicap	Penalty
1	14:18:00.092	14:18:00.092	14:38:39.233	20:39.141	20:39.141	1	
2	14:55:26.372	14:55:26.372	15:27:14.323	31:47.951	52:27.092	1	
3	15:39:05.688	15:39:05.688	15:53:54.577	14:48.889	1:07:15.981	9	
4	16:14:13.627	16:14:13.627	17:12:48.426	58:34.799	2:05:50.780	9	
5	17:20:11.004	17:20:11.004	17:47:46.778	27:35.774	2:33:26.554	4	

99

Rui Andrade

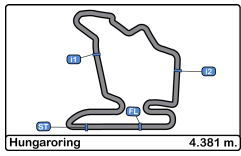
R

Drivex School

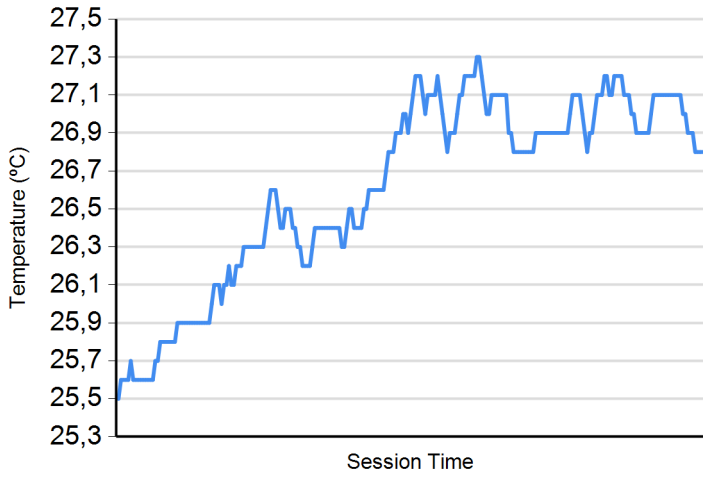
Dallara F317 HWA

Nr.	In Day Time	In Time	Out Time	Pit Time	T. Pit Time	Handicap	Penalty
1	14:13:22.262	14:13:22.262	17:19:31.130	3:06:08.868	3:06:08.868	68	
2	17:31:17.403	17:31:17.403	17:33:50.713	2:33.310	3:08:42.178		
3	17:45:56.934	17:45:56.934	17:50:11.520	4:14.586	3:12:56.764		

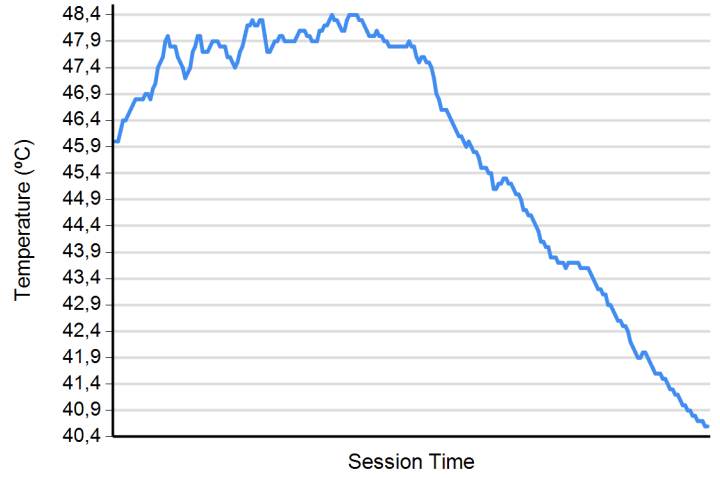




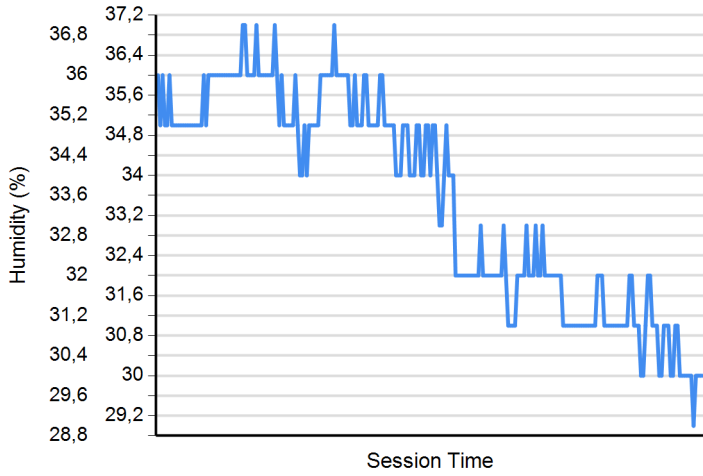
Air Temperature



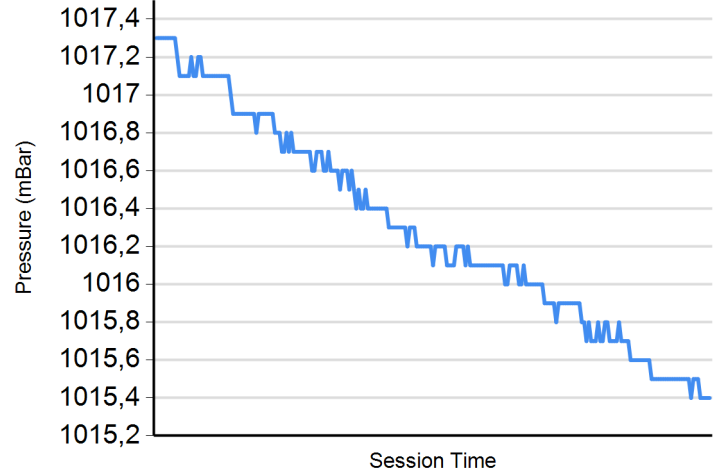
Track Temperature



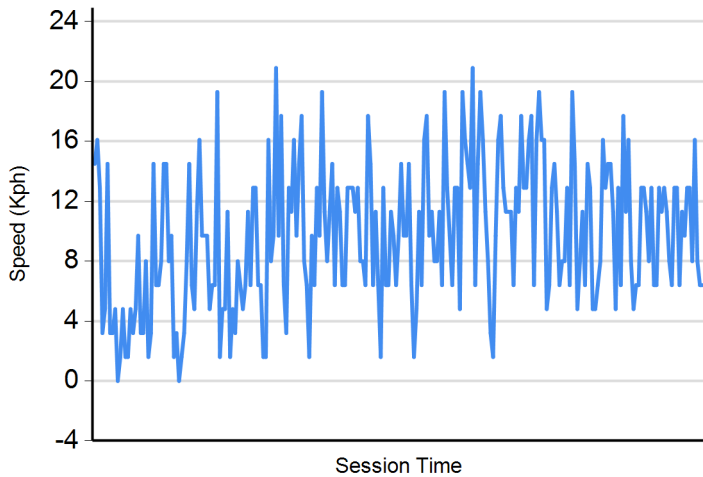
Humidity



Pressure



Wind Speed



Wind direction

North = 0°/360° Est = 90° South = 180° West = 270°

