

Red Bull Ring
Euroformula Open
Free Practice - 1
Provisional Results



Clas	Nº	Entrant	Nat	Driver	Nat	Cat	Clas	Chassis - Engine	Team	Laps	Best	Time	Gap	Interval	Km/h
1	31	Carlin Motorsport	GB	Billy Monger	GB	R	1	Dallara F317 Spiess	Carlin Motorsport	21	18	1:24.651			183.6
2	7	Double R	GB	Jack Doohan	AU	R	2	Dallara F317 HWA	Double R	24	23	1:24.770	0.119	0.119	183.3
3	33	Team Motopark	DE	Marino Sato	JPN			Dallara F317 Spiess	Team Motopark	23	17	1:24.831	0.180	0.061	183.2
4	63	Carlin Motorsport	GB	Nicolai Kjaergaard	DN	R	3	Dallara F317 Spiess	Carlin Motorsport	23	20	1:24.979	0.328	0.148	182.9
5	26	Double R	GB	Linus Lundqvist	SW	R	4	Dallara F317 HWA	Double R	21	17	1:25.076	0.425	0.097	182.7
6	8	Teo Martin Motorsport	ESP	Lukas Dunner	AUT			Dallara F317 HWA	Teo Martin Motorsport	22	21	1:25.113	0.462	0.037	182.6
7	18	Team Motopark	DE	Julian Hanses	DE			Dallara F317 Spiess	Team Motopark	24	21	1:25.324	0.673	0.211	182.1
8	1	RP Motorsport	ITA	Javier Gonzalez	ME	R	5	Dallara F317 Spiess	RP Motorsport	22	19	1:25.386	0.735	0.062	182.0
9	3	RP Motorsport	ITA	Pierre Louis Chovet	FRA	R	6	Dallara F317 Spiess	RP Motorsport	26	25	1:25.548	0.897	0.162	181.7
10	21	Fortec Motorsport	GB	Calan Williams	AU			Dallara F317 HWA	Fortec Motorsport	24	20	1:25.778	1.127	0.230	181.2
11	12	Carlin Motorsport	GB	Christian Hahn	BR			Dallara F317 Spiess	Carlin Motorsport	20	16	1:26.005	1.354	0.227	180.7
12	99	Drivex School	ESP	Rui Andrade	AG	R	7	Dallara F317 HWA	Drivex School	23	19	1:26.186	1.535	0.181	180.3
13	51	Teo Martin Motorsport	ESP	Aldo Festante	ITA			Dallara F317 HWA	Teo Martin Motorsport	20	14	1:26.234	1.583	0.048	180.2
14	25	Team Motopark	DE	Cameron Das	US			Dallara F317 Spiess	Team Motopark	20	17	1:26.489	1.838	0.255	179.7

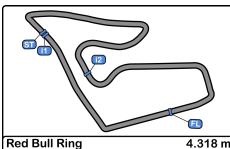
CAR 18 TIME 1:25.677 DELETED TRACK LIMITS AT T 1
 CAR 12 TIME 1:25.303 DELETED TRACK LIMITS AT T 1
 CAR 33 TIME 1:25.322 DELETED TRACK LIMITS AT T 1
 CAR 51 TIME 1:26.169 DELETED TRACK LIMITS AT T 9
 CAR 8 TIME 1:25.025 DELETED TRACK LIMITS AT T 1
 CAR 51 TIME 1:26.115 DELETED TRACK LIMITS AT T 1

Published at:.....

Track Temp: 27.4 °C Air Temp: 17.6 °C Humidity: 70 % Track Status: DRY

Stewards:	Race Director:	Timekeeper: 
------------------	-----------------------	----------------------------------------------------------------------------------------------------------





Red Bull Ring
Euroformula Open
Free Practice - 1
Provisional Results by Class



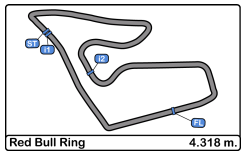
Clas	Nº	Entrant	Nat	Driver	Nat	Cat	Clas	Chassis - Engine	Team	Laps	Best	Time	Gap	Interval	Km/h
1	33	Team Motopark	DEU	Marino Sato	JPN			Dallara F317 Spiess	Team Motopark	23	17	1:24.831			183.2
2	8	Teo Martin	ESP	Lukas Dunner	AUT			Dallara F317 HWA	Teo Martin	22	21	1:25.113	0.282	0.282	182.6
3	18	Team Motopark	DEU	Julian Hanses	DEU			Dallara F317 Spiess	Team Motopark	24	21	1:25.324	0.493	0.211	182.1
4	21	Fortec Motorsport	GBR	Calan Williams	AUS			Dallara F317 HWA	Fortec Motorsport	24	20	1:25.778	0.947	0.454	181.2
5	12	Carlin Motorsport	GBR	Christian Hahn	BRA			Dallara F317 Spiess	Carlin Motorsport	20	16	1:26.005	1.174	0.227	180.7
6	51	Teo Martin	ESP	Aldo Festante	ITA			Dallara F317 HWA	Teo Martin	20	14	1:26.234	1.403	0.229	180.2
7	25	Team Motopark	DEU	Cameron Das	USA			Dallara F317 Spiess	Team Motopark	20	17	1:26.489	1.658	0.255	179.7
Rookie															
1	31	Carlin Motorsport	GBR	Billy Monger	GBR	R	1	Dallara F317 Spiess	Carlin Motorsport	21	18	1:24.651			183.6
2	7	Double R	GBR	Jack Doohan	AUS	R	2	Dallara F317 HWA	Double R	24	23	1:24.770	0.119	0.119	183.3
3	63	Carlin Motorsport	GBR	Nicolai Kjaergaard	DNK	R	3	Dallara F317 Spiess	Carlin Motorsport	23	20	1:24.979	0.328	0.209	182.9
4	26	Double R	GBR	Linus Lundqvist	SWE	R	4	Dallara F317 HWA	Double R	21	17	1:25.076	0.425	0.097	182.7
5	1	RP Motorsport	ITA	Javier Gonzalez	MEX	R	5	Dallara F317 Spiess	RP Motorsport	22	19	1:25.386	0.735	0.310	182.0
6	3	RP Motorsport	ITA	Pierre Louis Chovet	FRA	R	6	Dallara F317 Spiess	RP Motorsport	26	25	1:25.548	0.897	0.162	181.7
7	99	Drivex School	ESP	Rui Andrade	AGO	R	7	Dallara F317 HWA	Drivex School	23	19	1:26.186	1.535	0.638	180.3

Published at:.....

Track Temp: 27.4 °C Air Temp: 17.6 °C Humidity: 70 % Track Status: DRY

Stewards:	Race Director:	Timekeeper: 
-----------	----------------	---------------------------------------------------------------------------------------------------





Red Bull Ring
Euroformula Open
Free Practice - 1
Lap Analysis



1 Javier Gonzalez Dallara F317 Spiess **7** Jack Doohan Dallara F317 HWA
 R RP Motorsport R Double R

Lap	D	Time	Sector 1	Sector 2	Sector 3	T. Spd	Elapsed	Lap	D	Time	Sector 1	Sector 2	Sector 3	T. Spd	Elapsed
1		10:15:12.146	10:13:59.238	45.274	27.634	176.4	10:15:12.146	1		10:11:45.609	10:10:33.357	43.766	28.486	202.2	10:11:45.609
2		1:36.676	24.484	44.838	27.354	211.3	10:16:48.822	2		1:32.996	23.784	42.162	27.050	207.2	10:13:18.605
3		1:27.306	22.648	39.216	25.442	216.4	10:18:16.128	3		1:34.294	23.185	44.455	26.654	213.4	10:14:52.899
4		1:27.152	22.379	39.339	25.434	220.4	10:19:43.280	4		1:29.515	22.986	40.245	26.284	214.2	10:16:22.414
5		1:27.002	22.639	38.983	25.380	217.7	10:21:10.282	5		1:27.701	22.581	39.252	25.868	215.5	10:17:50.115
6		1:26.708	22.449	38.947	25.312	217.3	10:22:36.990	6		1:27.423	22.700	39.032	25.691	213.8	10:19:17.538
7		1:26.501	22.482	38.765	25.254	218.6	10:24:03.491	7		1:27.218	22.633	38.848	25.737	215.1	10:20:44.756
8		1:26.154	22.438	38.642	25.074	218.6	10:25:29.645	8		1:26.741	22.644	38.740	25.357	215.1	10:22:11.497
9		1:26.202	22.404	38.677	25.121	218.1	10:26:55.847	9		1:26.483	22.544	38.697	25.242	216.0	10:23:37.980
10		1:33.448 P	22.396	39.929	31.123	219.5	10:28:29.295	10		1:26.018	22.481	38.458	25.079	215.5	10:25:03.998
11		7:47.025	6:38.790	41.433	26.802	197.0	10:36:16.320	11		1:26.283	22.441	38.779	25.063	215.5	10:26:30.281
12		1:30.152	23.200	39.114	27.838	215.5	10:37:46.472	12		1:25.841	22.368	38.540	24.933	216.8	10:27:56.122
13		1:25.847	22.391	38.486	24.970	217.7	10:39:12.319	13		1:25.748	22.366	38.464	24.918	217.7	10:29:21.870
14		1:25.444	22.356	38.337	24.751	217.3	10:40:37.763	14		1:38.110 P	22.318	38.995	36.797	217.3	10:30:59.980
15		1:29.548	22.203	38.604	28.741	219.9	10:42:07.311	15		8:43.417	7:32.800	42.842	27.775	202.6	10:39:43.397
16		1:26.429	23.025	38.414	24.990	219.5	10:43:33.740	16		1:30.434	23.156	41.751	25.527	210.1	10:41:13.831
17		1:25.497	22.211	38.354	24.932	219.5	10:44:59.237	17		1:25.760	22.491	38.391	24.878	215.5	10:42:39.591
18		1:29.551	22.254	41.234	26.063	218.6	10:46:28.788	18		1:26.249	22.373	38.909	24.967	215.5	10:44:05.840
19		1:25.386	22.266	38.346	24.774	219.0	10:47:54.174	19		1:25.709	22.440	38.284	24.985	215.1	10:45:31.549
20		1:27.461	22.667	38.581	26.213	218.6	10:49:21.635	20		1:25.592	22.442	38.316	24.834	214.7	10:46:57.141
21		1:25.608	22.458	38.247	24.903	219.5	10:50:47.243	21		1:25.215	22.322	38.293	24.600	215.5	10:48:22.356
22		1:32.242 P	22.236	38.624	31.382	219.5	10:52:19.485	22		1:25.064	22.256	38.220	24.588	217.3	10:49:47.420

3 Pierre Louis Chovet Dallara F317 Spiess **8** Lukas Dunner Dallara F317 HWA
 R RP Motorsport

Lap	D	Time	Sector 1	Sector 2	Sector 3	T. Spd	Elapsed	Lap	D	Time	Sector 1	Sector 2	Sector 3	T. Spd	Elapsed
1		10:12:06.465	10:10:52.035	44.079	30.351	210.9	10:12:06.465								
2		1:32.293	23.899	41.182	27.212	216.0	10:13:38.758								
3		1:29.214	22.959	39.729	26.526	218.6	10:15:07.972	1		10:12:05.342 P	10:10:45.155	44.121	36.066	192.1	10:12:05.342
4		1:28.094	22.745	39.302	26.047	219.0	10:16:36.066	2		3:52.971	2:43.663	41.942	27.366	212.1	10:15:58.313
5		1:27.305	22.536	38.865	25.904	219.5	10:18:03.371	3		1:29.894	22.863	40.989	26.042	216.8	10:17:28.207
6		1:27.920	22.576	39.552	25.792	219.5	10:19:31.291	4		1:27.291	22.582	39.185	25.524	217.7	10:18:55.498
7		1:26.920	22.544	38.755	25.621	220.4	10:20:58.211	5		1:26.475	22.357	38.888	25.230	217.7	10:20:21.973
8		1:26.818	22.450	38.859	25.509	219.9	10:22:25.029	6		1:26.459	22.330	38.939	25.190	218.6	10:21:48.432
9		1:26.647	22.421	38.782	25.444	220.8	10:23:51.676	7		1:26.059	22.241	38.772	25.046	219.0	10:23:14.491
10		1:26.276	22.206	38.804	25.266	221.3	10:25:17.952	8		1:34.285 P	22.168	38.767	33.350	219.0	10:24:48.776
11		1:26.333	22.142	38.686	25.505	221.3	10:26:44.285	9		3:52.730	2:46.728	40.472	25.530	213.0	10:28:41.506
12		1:34.340 P	22.156	38.731	33.453	222.2	10:28:18.625	10		1:26.126	22.370	38.701	25.055	219.0	10:30:07.632
13		4:49.176	3:42.458	40.588	26.130	202.2	10:33:07.801	11		1:29.326	22.384	40.498	26.444	219.9	10:31:36.958
14		1:27.477	22.698	39.379	25.400	217.3	10:34:35.278	12		1:26.224	22.338	38.713	25.173	219.5	10:33:03.182
15		1:26.371	22.487	38.788	25.096	218.6	10:36:01.649	13		1:25.709	22.275	38.605	24.829	219.5	10:34:28.891
16		1:25.896	22.261	38.491	25.144	219.9	10:37:27.545	14		1:25.678	22.143	38.636	24.899	219.9	10:35:54.569
17		1:26.153	22.240	38.701	25.212	220.4	10:38:53.698	15		1:32.847 P	22.244	38.829	31.774	219.5	10:37:27.416
18		1:26.087	22.335	38.549	25.203	220.8	10:40:19.785	16		4:33.884	3:24.767	42.468	26.649	198.8	10:42:01.300
19		1:25.947	22.235	38.602	25.110	221.3	10:41:45.732	17		1:28.742	22.880	40.734	25.128	191.1	10:43:30.042
20		1:26.653	22.278	39.035	25.340	224.0	10:43:12.385	18		1:25.451	22.280	38.384	24.787	219.5	10:44:55.493
21		1:39.807	27.538	46.832	25.437	124.8	10:44:52.192	19		1:25.226	22.121	38.211	24.894	219.5	10:46:20.719
22		1:25.616	22.140	38.417	25.059	220.4	10:46:17.808	20		4:26.025	22.106	38.273	24.646	220.8	10:47:45.744
23		1:25.798	22.284	38.420	25.094	220.8	10:47:43.606	21		1:25.113	22.074	38.364	24.675	222.2	10:49:10.857
24		1:29.462	22.241	41.874	25.347	221.3	10:49:13.068	22		1:35.345 P	23.005	40.945	31.395	219.0	10:50:46.202
25		1:25.548	22.141	38.396	25.011	222.2	10:50:38.616								
26		1:34.896 P	22.221	39.388	33.287	220.4	10:52:13.512								





Red Bull Ring
Euroformula Open
Free Practice - 1
Lap Analysis



12

Christian Hahn

Dallara F317 Spiess **21**

Calan Williams

Dallara F317 HWA

Carlin Motorsport

Fortec Motorsport

Lap	D	Time	Sector 1	Sector 2	Sector 3	T. Spd	Elapsed	Lap	D	Time	Sector 1	Sector 2	Sector 3	T. Spd	Elapsed
1		10:12:15.311	10:11:02.017	45.073	28.221	184.3	10:12:15.311	1		10:11:54.956	10:10:41.220	44.748	28.988	182.4	10:11:54.956
2		1:30.396	23.202	40.565	26.629	214.2	10:13:45.707	2		1:35.650	25.412	41.357	28.881	190.4	10:13:30.606
3		1:27.669	22.684	39.458	25.527	216.0	10:15:13.376	3		1:32.048	23.150	41.950	26.948	215.1	10:15:02.654
4		1:27.027	22.484	39.158	25.385	216.4	10:16:40.403	4		1:29.421	23.104	39.747	26.570	213.8	10:16:32.075
5		1:27.181	22.452	39.091	25.638	215.5	10:18:07.584	5		1:28.658	22.992	39.381	26.285	213.8	10:18:00.733
6		1:26.731	22.624	39.110	24.997	216.0	10:19:34.315	6		1:27.262	22.694	38.865	25.703	215.1	10:19:27.995
7		1:26.237	22.365	38.924	24.948	217.7	10:21:00.552	7		1:27.376	22.652	38.791	25.933	215.5	10:20:55.371
8		1:26.798	22.471	39.099	25.228	216.8	10:22:27.350	8		1:26.988	22.548	38.810	25.630	216.0	10:22:22.359
9		1:26.056	22.244	38.847	24.965	219.0	10:23:53.406	9		1:26.766	22.464	38.743	25.559	216.8	10:23:49.125
10		1:26.474	22.168	38.816	25.490	219.0	10:25:19.880	10		1:26.861	22.542	38.768	25.551	216.4	10:25:15.986
11		1:26.172	22.118	38.929	25.125	219.5	10:26:46.052	11		1:26.677	22.407	38.759	25.511	216.8	10:26:42.663
12		1:36.838 P	22.104	39.578	35.156	220.4	10:28:22.890	12		1:34.090 P	22.261	38.669	33.160	217.7	10:28:16.753
13		8:56.932	7:46.620	42.794	27.518	203.3	10:37:19.822	13		7:14.166	6:06.270	41.224	26.672	204.5	10:35:30.919
14		1:32.802	23.983	41.679	27.140	210.5	10:38:52.624	14		1:27.647	22.949	39.039	25.659	213.4	10:36:58.566
15		1:29.280	23.992	40.140	25.148	207.6	10:40:21.904	15		1:27.011	22.577	39.091	25.343	216.8	10:38:25.577
16		1:26.005	22.353	38.716	24.936	216.4	10:41:47.909	16		1:26.165	22.447	38.440	25.278	215.5	10:39:51.742
17		4:25.303	22.074	38.659	24.570	219.5	10:43:13.212	17		1:26.174	22.457	38.476	25.241	216.8	10:41:17.916
18		1:34.737	24.240	45.178	25.319	156.5	10:44:47.949	18		1:26.010	22.395	38.417	25.198	218.1	10:42:43.926
19		1:26.202	22.183	38.950	25.069	218.1	10:46:14.151	19		1:26.172	22.420	38.461	25.291	217.3	10:44:10.098
20		1:26.726	22.107	38.418	26.201	219.5	10:47:40.877	20		1:25.778	22.361	38.418	24.999	217.3	10:45:35.876

18

Julian Hanses

Dallara F317 Spiess

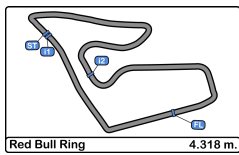
Cameron Das

Dallara F317 Spiess

Team Motopark

Lap	D	Time	Sector 1	Sector 2	Sector 3	T. Spd	Elapsed	Lap	D	Time	Sector 1	Sector 2	Sector 3	T. Spd	Elapsed
1		10:12:27.789 P	10:11:05.620	44.843	37.326	193.8	10:12:27.789	21		1:26.156	22.392	38.572	25.192	217.3	10:47:02.032
2		3:40.862	2:31.748	41.919	27.195	197.8	10:16:08.651	22		1:25.945	22.269	38.480	25.196	217.3	10:48:27.977
3		1:30.286	23.672	40.278	26.336	203.0	10:17:38.937	23		1:26.738	22.953	38.457	25.328	213.0	10:49:54.715
4		1:26.988	22.636	38.920	25.432	214.2	10:19:05.925	24		1:36.717 P	22.349	38.641	35.727	216.8	10:51:31.432
5		1:26.812	22.555	38.832	25.425	215.1	10:20:32.737	25		10:12:30.297 P	10:11:09.217	44.024	37.056	192.8	10:12:30.297
6		1:28.708	22.493	40.415	25.800	216.0	10:22:01.445	2		3:03.961	1:55.530	41.312	27.119	201.1	10:15:34.258
7		1:28.722	22.457	40.484	25.781	216.4	10:23:30.167	3		1:30.899	23.862	39.978	27.059	210.9	10:17:05.157
8		1:28.501	22.550	39.198	26.753	215.5	10:24:58.668	4		1:31.407	23.126	39.621	28.660	213.0	10:18:36.564
9		1:28.945	23.488	39.832	25.625	203.3	10:26:27.613	5		1:37.992 P	23.830	39.474	34.688	213.4	10:20:14.556
10		1:26.570	22.391	38.868	25.311	216.8	10:27:54.183	6		10:56.667	9:47.750	41.915	27.002	200.3	10:31:11.223
11		1:26.211	22.316	38.652	25.243	218.1	10:29:20.394	7		1:28.474	23.133	39.557	25.784	213.4	10:32:39.697
12		1:26.160	22.406	38.613	25.141	216.8	10:30:46.554	8		1:32.008	26.712	39.554	25.742	206.8	10:34:11.705
13		1:34.419 P	22.405	38.628	33.386	217.3	10:32:20.973	9		1:27.214	22.811	38.941	25.462	215.1	10:35:38.919
14		6:08.827	4:59.328	42.804	26.695	199.2	10:38:29.800	10		1:27.135	22.714	38.833	25.588	215.5	10:37:06.054
15		1:28.485	23.423	39.460	25.602	205.3	10:39:58.285	11		1:26.966	22.660	38.876	25.430	216.8	10:38:33.020
16		1:25.854	22.372	38.554	24.928	216.4	10:41:24.139	12		1:26.755	22.489	38.926	25.340	217.7	10:39:59.775
17		4:25.677	22.258	38.371	25.048	218.1	10:42:49.816	13		1:28.154	22.487	38.886	26.781	218.6	10:41:27.929
18		1:25.391	22.210	38.246	24.935	217.3	10:44:15.207	14		1:28.769	23.001	39.086	26.682	217.7	10:42:56.698
19		1:25.624	22.312	38.347	24.965	216.8	10:45:40.831	15		1:26.634	22.658	38.807	25.169	216.4	10:44:23.332
20		1:25.600	22.228	38.368	25.004	217.3	10:47:06.431	16		1:26.538	22.659	38.801	25.078	216.4	10:45:49.870
21		1:25.324	22.187	38.357	24.780	218.1	10:48:31.755	17		1:26.489	22.639	38.697	25.153	216.4	10:47:16.359
22		1:27.731	23.587	39.186	24.958	216.0	10:49:59.486	18		1:30.100	25.924	39.108	25.068	210.5	10:48:46.459
23		1:25.647	22.408	38.308	24.931	217.3	10:51:25.133	19		1:27.226	23.006	38.918	25.302	216.0	10:50:13.685
24		1:35.282 P	22.242	38.375	34.665	217.7	10:53:00.415	20		1:43.016 P	23.862	44.538	34.616	213.8	10:51:56.701





Red Bull Ring
Euroformula Open
Free Practice - 1
Lap Analysis



26

Linus Lundqvist

Dallara F317 HWA

33

Marino Sato

Dallara F317 Spiess

R

Double R

Team Motopark

Lap	D	Time	Sector 1	Sector 2	Sector 3	T. Spd	Elapsed	Lap	D	Time	Sector 1	Sector 2	Sector 3	T. Spd	Elapsed
1		10:11:47.491	10:10:35.840	43.671	27.980	190.4	10:11:47.491	1		10:13:09.613	10:11:47.749	50.352	31.512	142.8	10:13:09.613
2		1:33.720	23.262	41.599	28.859	213.4	10:13:21.211	2		1:34.831	24.719	42.610	27.502	200.0	10:14:44.444
3		1:28.821	22.865	39.853	26.103	214.7	10:14:50.032	3		1:29.221	23.378	39.646	26.197	213.4	10:16:13.665
4		1:27.756	22.735	39.228	25.793	214.2	10:16:17.788	4		1:27.292	22.717	39.005	25.570	215.1	10:17:40.957
5		1:36.182 P	22.646	38.943	34.593	214.7	10:17:53.970	5		1:26.417	22.513	38.490	25.414	216.0	10:19:07.374
6		5:27.701	4:17.073	42.851	27.777	186.8	10:23:21.671	6		1:33.803	23.283	45.008	25.512	136.1	10:20:41.177
7		1:28.475	23.381	39.499	25.595	213.0	10:24:50.146	7		1:26.045	22.438	38.386	25.221	216.8	10:22:07.222
8		1:26.221	22.527	38.594	25.100	214.7	10:26:16.367	8		1:26.511	22.500	38.678	25.333	216.8	10:23:33.733
9		1:25.830	22.535	38.471	24.824	215.5	10:27:42.197	9		1:25.903	22.335	38.480	25.088	217.7	10:24:59.636
10		1:25.550	22.415	38.332	24.803	216.0	10:29:07.747	10		1:25.994	22.260	38.629	25.105	218.1	10:26:25.630
11		1:25.801	22.439	38.618	24.744	216.0	10:30:33.548	11		1:25.656	22.247	38.388	25.021	218.1	10:27:51.286
12		1:25.488	22.423	38.397	24.668	216.0	10:31:59.036	12		1:25.619	22.218	38.318	25.083	218.1	10:29:16.905
13		1:37.847 P	22.395	38.504	36.948	216.0	10:33:36.883	13		1:41.243 P	22.426	38.535	40.282	218.1	10:30:58.148
14		6:52.412	5:36.656	49.646	26.110	176.4	10:40:29.295	14		8:33.895	7:22.016	43.281	28.598	189.4	10:39:32.043
15		1:26.131	22.680	38.611	24.840	216.0	10:41:55.426	15		1:32.688	23.168	43.436	26.084	214.7	10:41:04.731
16		1:25.556	22.365	38.576	24.615	216.8	10:43:20.982	16		1:26.375	22.688	38.402	25.285	217.7	10:42:31.106
17		1:25.076	22.219	38.287	24.570	216.8	10:44:46.058	17		1:24.831	22.232	37.902	24.697	217.3	10:43:55.937
18		1:26.971	22.272	39.847	24.852	216.0	10:46:13.029	18		4:26.322	22.083	38.073	25.166	218.6	10:45:21.259
19		1:25.503	22.396	38.446	24.661	216.0	10:47:38.532	19		1:26.988	22.201	38.006	26.781	219.0	10:46:48.247
20		1:25.622	22.543	38.438	24.641	216.4	10:49:04.154	20		1:30.887	22.056	43.703	25.128	220.8	10:48:19.134
21		1:39.677 P	23.565	38.705	37.407	215.5	10:50:43.831	21		1:25.616	22.904	37.980	24.732	218.1	10:49:44.750
22								22		1:25.999	22.262	38.113	25.624	219.9	10:51:10.749
23								23		1:38.549 P	22.261	38.748	37.540	219.9	10:52:49.298

31

Billy Monger

Dallara F317 Spiess

51

Aldo Festante

Dallara F317 HWA

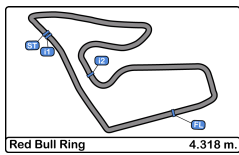
R

Carlin Motorsport

Teo Martin Motorsport

Lap	D	Time	Sector 1	Sector 2	Sector 3	T. Spd	Elapsed	Lap	D	Time	Sector 1	Sector 2	Sector 3	T. Spd	Elapsed
1		10:11:59.080	10:10:44.277	45.749	29.054	202.2	10:11:59.080								
2		1:30.169	23.377	40.069	26.723	215.5	10:13:29.249								
3		1:27.853	22.758	39.148	25.947	218.6	10:14:57.102	1		10:12:11.598 P	10:10:48.475	44.037	39.086	194.9	10:12:11.598
4		1:26.758	22.511	38.780	25.467	218.6	10:16:23.860	2		4:34.262	3:25.723	41.573	26.966	208.0	10:16:45.860
5		1:27.606	22.490	38.544	26.572	219.9	10:17:51.466	3		1:29.076	23.053	39.975	26.048	213.8	10:18:14.936
6		1:26.515	22.377	38.678	25.460	219.0	10:19:17.981	4		1:29.468	22.833	40.581	26.054	214.7	10:19:44.404
7		1:30.509	22.336	41.347	26.826	223.1	10:20:48.490	5		1:27.251	22.549	39.061	25.641	218.1	10:21:11.655
8		1:25.957	22.392	38.481	25.084	219.5	10:22:14.447	6		1:27.854	22.487	39.434	25.933	218.1	10:22:39.509
9		1:27.890	22.234	39.620	26.036	221.3	10:23:42.337	7		1:27.127	22.457	38.968	25.702	217.7	10:24:06.636
10		1:38.951 P	22.336	40.232	36.383	219.9	10:25:21.288	8		1:27.151	22.661	38.924	25.566	217.3	10:25:33.787
11		12:22.250	11:10.325	43.682	28.243	191.1	10:37:43.538	9		1:26.846	22.527	38.963	25.356	217.3	10:27:00.633
12		1:31.935	25.283	40.827	25.825	161.9	10:39:15.473	10		1:44.119 P	27.513	41.227	35.379	194.9	10:28:44.752
13		1:25.510	22.302	38.521	24.687	218.6	10:40:40.983	11		7:40.116	6:31.478	41.737	26.901	209.7	10:36:24.868
14		1:34.940	22.242	42.336	30.362	219.9	10:42:15.923	12		1:28.923	23.081	39.777	26.065	216.0	10:37:53.791
15		1:25.121	22.285	38.065	24.771	220.8	10:43:41.044	13		1:27.541	22.564	39.326	25.651	217.3	10:39:21.332
16		1:33.800	22.361	43.108	28.331	217.7	10:45:14.844	14		1:26.234	22.349	38.626	25.259	217.7	10:40:47.566
17		1:30.724	22.065	42.790	25.869	220.4	10:46:45.568	15		1:26.619	22.514	38.591	25.514	218.6	10:42:14.185
18		1:24.651	22.035	38.124	24.492	221.3	10:48:10.219	16		1:30.568	22.445	38.999	29.124	219.0	10:43:44.753
19		1:31.905	22.931	40.877	28.097	215.1	10:49:42.124	17		1:26.366	22.460	38.573	25.333	219.0	10:45:11.119
20		1:24.913	22.198	38.212	24.503	219.0	10:51:07.037	18		4:26.169	22.355	38.596	25.218	217.7	10:46:37.288
21		1:38.042 P	22.921	40.194	34.927	216.8	10:52:45.079	19		4:26.115	22.344	38.479	25.292	218.1	10:48:03.403
								20		1:38.656 P	22.965	39.442	36.249	218.6	10:49:42.059





Red Bull Ring
Euroformula Open
Free Practice - 1
Lap Analysis



63

Nicolai Kjaergaard

Dallara F317 Spiess

R

Carlin Motorsport

Lap	D	Time	Sector 1	Sector 2	Sector 3	T. Spd	Elapsed
1		10:11:55.930	10:10:43.877	43.776	28.277	184.6	10:11:55.930
2		1:30.074	23.354	40.340	26.380	214.7	10:13:26.004
3		1:27.934	22.586	39.551	25.797	217.3	10:14:53.938
4		1:27.284	22.412	39.284	25.588	221.3	10:16:21.222
5		1:26.600	22.260	38.773	25.567	217.7	10:17:47.822
6		1:26.267	22.325	38.726	25.216	216.4	10:19:14.089
7		1:31.954	23.921	40.711	27.322	206.8	10:20:46.043
8		1:26.532	22.401	38.901	25.230	219.9	10:22:12.575
9		1:26.133	22.179	38.756	25.198	221.3	10:23:38.708
10		1:31.108	23.013	41.852	26.243	200.3	10:25:09.816
11		1:27.914	22.315	40.018	25.581	217.7	10:26:37.730
12		1:25.788	22.278	38.671	24.839	219.0	10:28:03.518
13		1:25.706	22.263	38.537	24.906	219.0	10:29:29.224
14		1:25.574	22.229	38.497	24.848	219.0	10:30:54.798
15		1:41.908 P	22.784	41.716	37.408	212.5	10:32:36.706
16		6:48.865	5:33.658	46.057	29.150	189.8	10:39:25.571
17		1:31.818	24.008	41.958	25.852	195.2	10:40:57.389
18		1:25.652	22.286	38.462	24.904	218.1	10:42:23.041
19		1:25.167	22.222	38.379	24.566	218.6	10:43:48.208
20		1:24.979	22.167	38.361	24.451	219.5	10:45:13.187
21		1:30.609	22.055	43.197	25.357	220.4	10:46:43.796
22		1:25.261	22.184	38.527	24.550	219.0	10:48:09.057
23		1:42.275 P	23.630	40.156	38.489	214.7	10:49:51.332

99

Rui Andrade

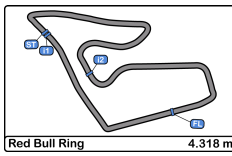
Dallara F317 HWA

R

Drivex School

Lap	D	Time	Sector 1	Sector 2	Sector 3	T. Spd	Elapsed
1		10:12:17.199	10:11:00.788	45.879	30.532	170.8	10:12:17.199
2		1:33.747	24.842	41.368	27.537	216.0	10:13:50.946
3		1:29.988	23.420	40.027	26.541	216.4	10:15:20.934
4		1:28.748	23.079	39.528	26.141	216.8	10:16:49.682
5		1:28.434	23.041	39.520	25.873	217.3	10:18:18.116
6		1:28.438	23.054	39.410	25.974	216.8	10:19:46.554
7		1:27.709	22.958	39.011	25.740	217.3	10:21:14.263
8		1:27.509	22.762	38.974	25.773	217.3	10:22:41.772
9		1:27.632	22.903	39.091	25.638	216.8	10:24:09.404
10		1:27.786	22.570	39.233	25.983	217.7	10:25:37.190
11		1:27.511	22.531	39.353	25.627	218.1	10:27:04.701
12		1:38.661 P	22.669	39.267	36.725	216.8	10:28:43.362
13		8:22.061	7:11.518	43.141	27.402	193.2	10:37:05.423
14		1:44.337	23.755		2:11.739	209.3	10:38:49.760
15		1:28.015	22.882	39.439	25.694	216.4	10:40:17.775
16		1:27.264	22.762	39.103	25.399	217.3	10:41:45.039
17		1:26.507	22.522	38.899	25.086	218.1	10:43:11.546
18		1:26.330	22.404	38.790	25.136	216.4	10:44:37.876
19		1:26.186	22.359	38.826	25.001	218.1	10:46:04.062
20		1:26.508	22.439	38.939	25.130	218.1	10:47:30.570
21		1:26.200	22.402	38.678	25.120	218.1	10:48:56.770
22		1:26.712	22.440	38.891	25.381	218.6	10:50:23.482
23		1:39.267 P	22.582	40.591	36.094	218.1	10:52:02.749



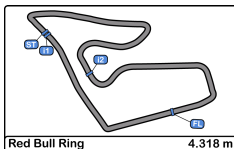


Red Bull Ring
Euroformula Open
Free Practice - 1
Best Sectors Results



Sector - 1				Sector - 2				Sector - 3				Ideal Lap vs Best Lap				
Clas	Nº	Driver	Time	Nº	Driver	Time	Nº	Driver	Time	Clas	Nº	Driver	Ideal Lap	Best Lap	Clas	
1	31	Billy Monger	22.035	33	Marino Sato	37.902	63	Nicolai Kjaergaard	24.451	1	31	Billy Monger	1:24.592	1:24.651	1	
2	63	Nicolai Kjaergaard	22.055	31	Billy Monger	38.065	7	Jack Doohan	24.487	2	33	Marino Sato	1:24.655	1:24.831	3	
3	33	Marino Sato	22.056	7	Jack Doohan	38.134	31	Billy Monger	24.492	3	7	Jack Doohan	1:24.770	1:24.770	2	
4	8	Lukas Dunner	22.074	8	Lukas Dunner	38.211	26	Linus Lundqvist	24.570	4	63	Nicolai Kjaergaard	1:24.867	1:24.979	4	
5	12	Christian Hahn	22.074	18	Julian Hanses	38.246	12	Christian Hahn	24.570	5	8	Lukas Dunner	1:24.931	1:25.113	6	
6	3	Pierre Louis Chovet	22.140	1	Javier Gonzalez	38.247	8	Lukas Dunner	24.646	6	12	Christian Hahn	1:25.062	1:26.005	11	
7	7	Jack Doohan	22.149	26	Linus Lundqvist	38.287	33	Marino Sato	24.697	7	26	Linus Lundqvist	1:25.076	1:25.076	5	
8	18	Julian Hanses	22.187	63	Nicolai Kjaergaard	38.361	1	Javier Gonzalez	24.751	8	1	Javier Gonzalez	1:25.201	1:25.386	8	
9	1	Javier Gonzalez	22.203	3	Pierre Louis Chovet	38.396	18	Julian Hanses	24.780	9	18	Julian Hanses	1:25.213	1:25.324	7	
10	26	Linus Lundqvist	22.219	21	Calan Williams	38.417	21	Calan Williams	24.999	10	3	Pierre Louis Chovet	1:25.547	1:25.548	9	
11	21	Calan Williams	22.261	12	Christian Hahn	38.418	99	Rui Andrade	25.001	11	21	Calan Williams	1:25.677	1:25.778	10	
12	51	Aldo Festante	22.344	51	Aldo Festante	38.479	3	Pierre Louis Chovet	25.011	12	99	Rui Andrade	1:26.038	1:26.186	12	
13	99	Rui Andrade	22.359	99	Rui Andrade	38.678	25	Cameron Das	25.068	13	51	Aldo Festante	1:26.041	1:26.234	13	
14	25	Cameron Das	22.487	25	Cameron Das	38.697	51	Aldo Festante	25.218	14	25	Cameron Das	1:26.252	1:26.489	14	



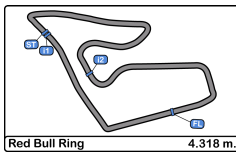


Red Bull Ring
Euroformula Open
Free Practice - 1
Best 5 Lap Times



Cls	Nº	Entrant	Nat	Driver	Nat	Cat	Cls	Chassis - Engine	Team	Best 1		Best 2		Best 3		Best 4		Best 5	
										Time	Lap	Time	Lap	Time	Lap	Time	Lap	Time	Lap
1	31	Carlin Motorsport	GBR	Billy Monger	GBR	R	1	Dallara F317 Spiess	Carlin Motorsport	1:24.651	18	1:24.913	20	1:25.121	15	1:25.510	13	1:25.957	8
2	7	Double R	GBR	Jack Doohan	AUS	R	2	Dallara F317 HWA	Double R	1:24.770	23	1:25.064	22	1:25.215	21	1:25.592	20	1:25.709	19
3	33	Team Motopark	DEU	Marino Sato	JPN			Dallara F317 Spiess	Team Motopark	1:24.831	17	1:25.616	21	1:25.619	12	1:25.656	11	1:25.903	9
4	63	Carlin Motorsport	GBR	Nicolai Kjaergaard	DNK	R	3	Dallara F317 Spiess	Carlin Motorsport	1:24.979	20	1:25.167	19	1:25.261	22	1:25.574	14	1:25.652	18
5	26	Double R	GBR	Linus Lundqvist	SWE	R	4	Dallara F317 HWA	Double R	1:25.076	17	1:25.488	12	1:25.503	19	1:25.550	10	1:25.556	16
6	8	Teo Martin Motorsport	ESP	Lukas Dunner	AUT			Dallara F317 HWA	Teo Martin Motorsport	1:25.113	21	1:25.226	19	1:25.451	18	1:25.678	14	1:25.709	13
7	18	Team Motopark	DEU	Julian Hanses	DEU			Dallara F317 Spiess	Team Motopark	1:25.324	21	1:25.391	18	1:25.600	20	1:25.624	19	1:25.647	23
8	1	RP Motorsport	ITA	Javier Gonzalez	MEX	R	5	Dallara F317 Spiess	RP Motorsport	1:25.386	19	1:25.444	14	1:25.497	17	1:25.608	21	1:25.847	13
9	3	RP Motorsport	ITA	Pierre Louis Chovet	FRA	R	6	Dallara F317 Spiess	RP Motorsport	1:25.548	25	1:25.616	22	1:25.798	23	1:25.896	16	1:25.947	19
10	21	Fortec Motorsport	GBR	Calan Williams	AUS			Dallara F317 HWA	Fortec Motorsport	1:25.778	20	1:25.945	22	1:26.010	18	1:26.156	21	1:26.165	16
11	12	Carlin Motorsport	GBR	Christian Hahn	BRA			Dallara F317 Spiess	Carlin Motorsport	1:26.005	16	1:26.056	9	1:26.172	11	1:26.202	19	1:26.237	7
12	99	Drivex School	ESP	Rui Andrade	AGO	R	7	Dallara F317 HWA	Drivex School	1:26.186	19	1:26.200	21	1:26.330	18	1:26.507	17	1:26.508	20
13	51	Teo Martin Motorsport	ESP	Aldo Festante	ITA			Dallara F317 HWA	Teo Martin Motorsport	1:26.234	14	1:26.366	17	1:26.619	15	1:26.846	9	1:27.127	7
14	25	Team Motopark	DEU	Cameron Das	USA			Dallara F317 Spiess	Team Motopark	1:26.489	17	1:26.538	16	1:26.634	15	1:26.755	12	1:26.966	11



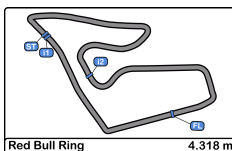


Red Bull Ring
Euroformula Open
Free Practice - 1
Best 5 Top Speeds



Cls	Nº	Entrant	Nat	Driver	Nat	Cat	Cls	Chassis - Engine	Team	Top 1		Top 2		Top 3		Top 4		Top 5		Avg
										Km/h	Lap	Km/h	Lap	Km/h	Lap	Km/h	Lap	Km/h	Lap	
1	3	RP Motorsport	ITA	Pierre Louis Chovet	FRA	R	1	Dallara F317 Spiess	RP Motorsport	224.0	20	222.2	12	222.2	25	221.3	10	221.3	11	222.2
2	31	Carlin Motorsport	GBR	Billy Monger	GBR	R	2	Dallara F317 Spiess	Carlin Motorsport	223.1	7	221.3	9	221.3	18	220.8	15	220.4	17	221.4
3	8	Teo Martin Motorsport	ESP	Lukas Dunner	AUT			Dallara F317 HWA	Teo Martin Motorsport	222.2	21	220.8	20	219.9	11	219.9	14	219.5	12	220.5
4	63	Carlin Motorsport	GBR	Nicolai Kjaergaard	DNK	R	3	Dallara F317 Spiess	Carlin Motorsport	221.3	4	221.3	9	220.4	21	219.9	8	219.5	20	220.5
5	33	Team Motopark	DEU	Marino Sato	JPN			Dallara F317 Spiess	Team Motopark	220.8	20	219.9	22	219.9	23	219.0	19	218.6	18	219.6
6	1	RP Motorsport	ITA	Javier Gonzalez	MEX	R	4	Dallara F317 Spiess	RP Motorsport	220.4	4	219.9	15	219.5	10	219.5	16	219.5	17	219.7
7	12	Carlin Motorsport	GBR	Christian Hahn	BRA			Dallara F317 Spiess	Carlin Motorsport	220.4	12	219.5	11	219.5	17	219.5	20	219.0	9	219.6
8	51	Teo Martin Motorsport	ESP	Aldo Festante	ITA			Dallara F317 HWA	Teo Martin Motorsport	219.0	16	219.0	17	218.6	15	218.6	20	218.1	5	218.7
9	25	Team Motopark	DEU	Cameron Das	USA			Dallara F317 Spiess	Team Motopark	218.6	13	217.7	12	217.7	14	216.8	11	216.4	15	217.4
10	99	Drivex School	ESP	Rui Andrade	AGO	R	5	Dallara F317 HWA	Drivex School	218.6	22	218.1	11	218.1	17	218.1	19	218.1	20	218.2
11	18	Team Motopark	DEU	Julian Hanses	DEU			Dallara F317 Spiess	Team Motopark	218.1	11	218.1	17	218.1	21	217.7	24	217.3	13	217.9
12	21	Fortec Motorsport	GBR	Calan Williams	AUS			Dallara F317 HWA	Fortec Motorsport	218.1	18	217.7	12	217.3	19	217.3	20	217.3	21	217.5
13	7	Double R	GBR	Jack Doohan	AUS	R	6	Dallara F317 HWA	Double R	217.7	13	217.3	14	217.3	22	216.8	12	216.8	23	217.2
14	26	Double R	GBR	Linus Lundqvist	SWE	R	7	Dallara F317 HWA	Double R	216.8	16	216.8	17	216.4	20	216.0	10	216.0	11	216.4



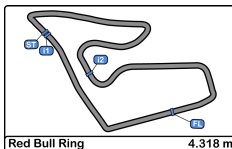


Red Bull Ring
Euroformula Open
Free Practice - 1
Fastest Laps Sequence



Lap	Time of Day	Session Time	Nº	Entrant	Nat	Driver	Nat	Cat	Chassis - Engine	Team	Time	Km/h
2	10:13:18.605	3:18.605	7	Double R	GBR	Jack Doohan	AUS	R	Dallara F317 HWA	Double R	1:32.996	167.1
2	10:13:26.004	3:26.004	63	Carlin Motorsport	GBR	Nicolai Kjaergaard	DNK	R	Dallara F317 Spiess	Carlin Motorsport	1:30.074	172.5
3	10:14:50.032	4:50.032	26	Double R	GBR	Linus Lundqvist	SWE	R	Dallara F317 HWA	Double R	1:28.821	175.0
3	10:14:53.938	4:53.938	63	Carlin Motorsport	GBR	Nicolai Kjaergaard	DNK	R	Dallara F317 Spiess	Carlin Motorsport	1:27.934	176.7
3	10:14:57.102	4:57.102	31	Carlin Motorsport	GBR	Billy Monger	GBR	R	Dallara F317 Spiess	Carlin Motorsport	1:27.853	176.9
3	10:15:13.376	5:13.376	12	Carlin Motorsport	GBR	Christian Hahn	BRA		Dallara F317 Spiess	Carlin Motorsport	1:27.669	177.3
4	10:16:21.222	6:21.222	63	Carlin Motorsport	GBR	Nicolai Kjaergaard	DNK	R	Dallara F317 Spiess	Carlin Motorsport	1:27.284	178.0
4	10:16:23.860	6:23.860	31	Carlin Motorsport	GBR	Billy Monger	GBR	R	Dallara F317 Spiess	Carlin Motorsport	1:26.758	179.1
5	10:17:47.822	7:47.822	63	Carlin Motorsport	GBR	Nicolai Kjaergaard	DNK	R	Dallara F317 Spiess	Carlin Motorsport	1:26.600	179.5
5	10:19:07.374	9:07.374	33	Team Motopark	DEU	Marino Sato	JPN		Dallara F317 Spiess	Team Motopark	1:26.417	179.8
6	10:19:14.089	9:14.089	63	Carlin Motorsport	GBR	Nicolai Kjaergaard	DNK	R	Dallara F317 Spiess	Carlin Motorsport	1:26.267	180.1
7	10:21:00.552	11:00.552	12	Carlin Motorsport	GBR	Christian Hahn	BRA		Dallara F317 Spiess	Carlin Motorsport	1:26.237	180.2
7	10:22:07.222	12:07.222	33	Team Motopark	DEU	Marino Sato	JPN		Dallara F317 Spiess	Team Motopark	1:26.045	180.6
8	10:22:14.447	12:14.447	31	Carlin Motorsport	GBR	Billy Monger	GBR	R	Dallara F317 Spiess	Carlin Motorsport	1:25.957	180.8
9	10:24:59.636	14:59.636	33	Team Motopark	DEU	Marino Sato	JPN		Dallara F317 Spiess	Team Motopark	1:25.903	180.9
9	10:27:42.197	17:42.197	26	Double R	GBR	Linus Lundqvist	SWE	R	Dallara F317 HWA	Double R	1:25.830	181.1
11	10:27:51.286	17:51.286	33	Team Motopark	DEU	Marino Sato	JPN		Dallara F317 Spiess	Team Motopark	1:25.656	181.4
10	10:29:07.747	19:07.747	26	Double R	GBR	Linus Lundqvist	SWE	R	Dallara F317 HWA	Double R	1:25.550	181.7
12	10:31:59.036	21:59.036	26	Double R	GBR	Linus Lundqvist	SWE	R	Dallara F317 HWA	Double R	1:25.488	181.8
14	10:40:37.763	30:37.763	1	RP Motorsport	ITA	Javier Gonzalez	MEX	R	Dallara F317 Spiess	RP Motorsport	1:25.444	181.9
15	10:43:41.044	33:41.044	31	Carlin Motorsport	GBR	Billy Monger	GBR	R	Dallara F317 Spiess	Carlin Motorsport	1:25.121	182.6
17	10:43:55.937	33:55.937	33	Team Motopark	DEU	Marino Sato	JPN		Dallara F317 Spiess	Team Motopark	1:24.831	183.2
18	10:48:10.219	38:10.219	31	Carlin Motorsport	GBR	Billy Monger	GBR	R	Dallara F317 Spiess	Carlin Motorsport	1:24.651	183.6



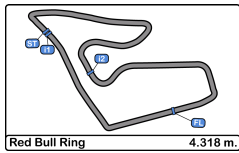


Red Bull Ring
Euroformula Open
Free Practice - 1
Event Best Maximum Speed



Nº	Entrant	Nat	Driver	Nat	Cat	Clas	Chassis - Engine	Team	Km/h	Session
3	RP Motorsport	ITA	Pierre Louis Chovet	FRA	R	1	Dallara F317 Spiess	RP Motorsport	224.0	Free Practice - 1
31	Carlin Motorsport	GBR	Billy Monger	GBR	R	2	Dallara F317 Spiess	Carlin Motorsport	223.1	Free Practice - 1
8	Teo Martin Motorsport	ESP	Lukas Dunner	AUT			Dallara F317 HWA	Teo Martin Motorsport	222.2	Free Practice - 1
63	Carlin Motorsport	GBR	Nicolai Kjaergaard	DNK	R	3	Dallara F317 Spiess	Carlin Motorsport	221.3	Free Practice - 1
33	Team Motopark	DEU	Marino Sato	JPN			Dallara F317 Spiess	Team Motopark	220.8	Free Practice - 1
1	RP Motorsport	ITA	Javier Gonzalez	MEX	R	4	Dallara F317 Spiess	RP Motorsport	220.4	Free Practice - 1
12	Carlin Motorsport	GBR	Christian Hahn	BRA			Dallara F317 Spiess	Carlin Motorsport	220.4	Free Practice - 1
51	Teo Martin Motorsport	ESP	Aldo Festante	ITA			Dallara F317 HWA	Teo Martin Motorsport	219.0	Free Practice - 1
25	Team Motopark	DEU	Cameron Das	USA			Dallara F317 Spiess	Team Motopark	218.6	Free Practice - 1
99	Drivex School	ESP	Rui Andrade	AGO	R	5	Dallara F317 HWA	Drivex School	218.6	Free Practice - 1
18	Team Motopark	DEU	Julian Hanses	DEU			Dallara F317 Spiess	Team Motopark	218.1	Free Practice - 1
21	Fortec Motorsport	GBR	Calan Williams	AUS			Dallara F317 HWA	Fortec Motorsport	218.1	Free Practice - 1
7	Double R	GBR	Jack Doohan	AUS	R	6	Dallara F317 HWA	Double R	217.7	Free Practice - 1
26	Double R	GBR	Linus Lundqvist	SWE	R	7	Dallara F317 HWA	Double R	216.8	Free Practice - 1





Red Bull Ring
Euroformula Open
Free Practice - 1
Pit Stop Analysis



1 Javier Gonzalez R RP Motorsport
 Dallara F317 Spiess

Nr.	In Day Time	In Time	Out Time	Pit Time	T. Pit Time	Handicap	Penalty
1	10:28:24.640	10:28:24.640	10:34:45.075	6:20.435	6:20.435		

3 Pierre Louis Chovet R RP Motorsport
 Dallara F317 Spiess

Nr.	In Day Time	In Time	Out Time	Pit Time	T. Pit Time	Handicap	Penalty
1	10:28:13.852	10:28:13.852	10:31:36.831	3:22.979	3:22.979		

7 Jack Doohan R Double R
 Dallara F317 HWA

Nr.	In Day Time	In Time	Out Time	Pit Time	T. Pit Time	Handicap	Penalty
1	10:30:54.878	10:30:54.878	10:38:07.804	7:12.926	7:12.926		

8 Lukas Dunner Teo Martin Motorsport
 Dallara F317 HWA

Nr.	In Day Time	In Time	Out Time	Pit Time	T. Pit Time	Handicap	Penalty
1	10:12:00.731	10:12:00.731	10:14:27.171	2:26.440	2:26.440		
2	10:24:44.152	10:24:44.152	10:27:14.118	2:29.966	4:56.406		
3	10:37:22.781	10:37:22.781	10:40:28.661	3:05.880	8:02.286		

12 Christian Hahn Carlin Motorsport
 Dallara F317 Spiess

Nr.	In Day Time	In Time	Out Time	Pit Time	T. Pit Time	Handicap	Penalty
1	10:28:17.902	10:28:17.902	10:35:45.333	7:27.431	7:27.431		

18 Julian Hanses Team Motopark
 Dallara F317 Spiess

Nr.	In Day Time	In Time	Out Time	Pit Time	T. Pit Time	Handicap	Penalty
1	10:12:22.419	10:12:22.419	10:14:36.725	2:14.306	2:14.306		
2	10:32:15.638	10:32:15.638	10:36:57.502	4:41.864	6:56.170		

21 Calan Williams Fortec Motorsport
 Dallara F317 HWA

Nr.	In Day Time	In Time	Out Time	Pit Time	T. Pit Time	Handicap	Penalty
1	10:28:12.012	10:28:12.012	10:33:58.224	5:46.212	5:46.212		

25 Cameron Das Team Motopark
 Dallara F317 Spiess

Nr.	In Day Time	In Time	Out Time	Pit Time	T. Pit Time	Handicap	Penalty
1	10:12:25.345	10:12:25.345	10:14:02.108	1:36.763	1:36.763		
2	10:20:09.708	10:20:09.708	10:29:38.707	9:28.999	11:05.762		

26 Linus Lundqvist R Double R
 Dallara F317 HWA

Nr.	In Day Time	In Time	Out Time	Pit Time	T. Pit Time	Handicap	Penalty
1	10:17:49.460	10:17:49.460	10:21:46.649	3:57.189	3:57.189		
2	10:33:31.545	10:33:31.545	10:38:49.892	5:18.347	9:15.536		

31 Billy Monger R Carlin Motorsport
 Dallara F317 Spiess

Nr.	In Day Time	In Time	Out Time	Pit Time	T. Pit Time	Handicap	Penalty
1	10:25:16.411	10:25:16.411	10:36:07.765	10:51.35	10:51.354		

33 Marino Sato Team Motopark
 Dallara F317 Spiess

Nr.	In Day Time	In Time	Out Time	Pit Time	T. Pit Time	Handicap	Penalty
1	10:30:52.282	10:30:52.282	10:37:55.963	7:03.681	7:03.681		

51 Aldo Festante Teo Martin Motorsport
 Dallara F317 HWA

Nr.	In Day Time	In Time	Out Time	Pit Time	T. Pit Time	Handicap	Penalty
1	10:12:06.806	10:12:06.806	10:15:14.387	3:07.581	3:07.581		
2	10:28:39.958	10:28:39.958	10:34:52.440	6:12.482	9:20.063		

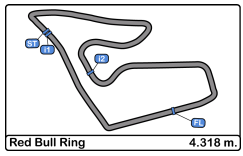
63 Nicolai Kjaergaard R Carlin Motorsport
 Dallara F317 Spiess

Nr.	In Day Time	In Time	Out Time	Pit Time	T. Pit Time	Handicap	Penalty
1	10:32:31.848	10:32:31.848	10:37:44.864	5:13.016	5:13.016		

99 Rui Andrade R Drivex School
 Dallara F317 HWA

Nr.	In Day Time	In Time	Out Time	Pit Time	T. Pit Time	Handicap	Penalty
1	10:28:38.536	10:28:38.536	10:35:29.367	6:50.831	6:50.831		

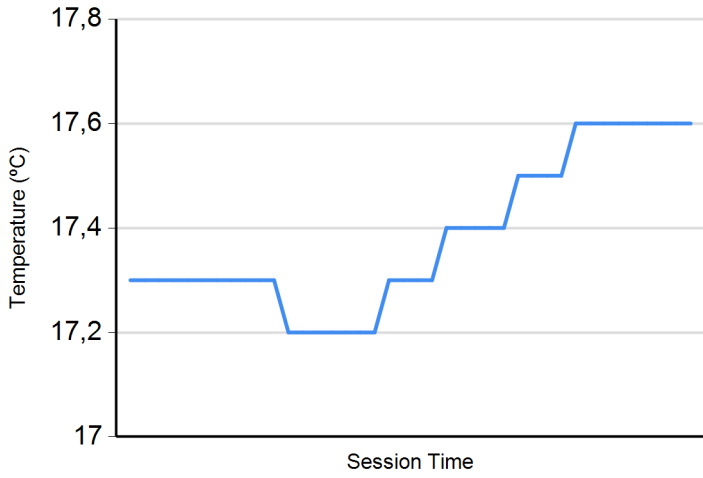




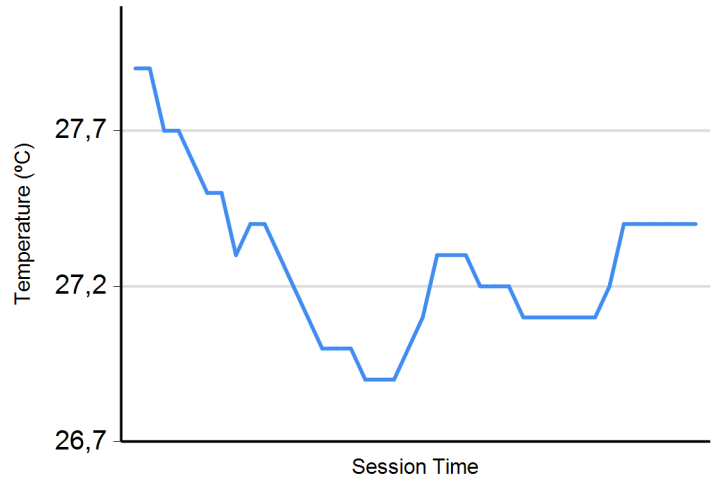
Red Bull Ring
Euroformula Open
Free Practice - 1
Weather Report



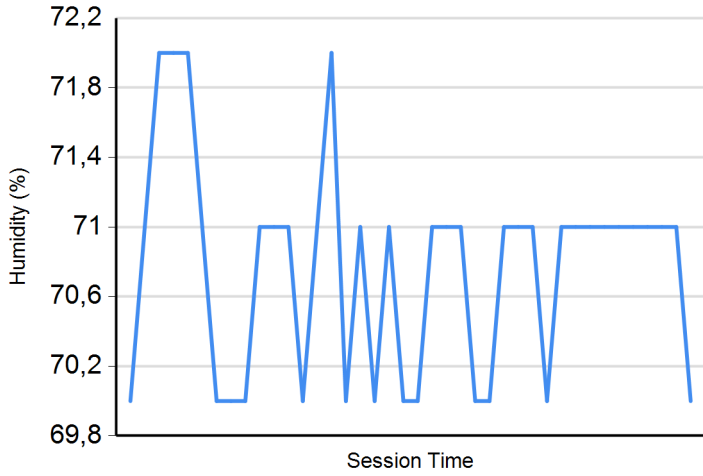
Air Temperature



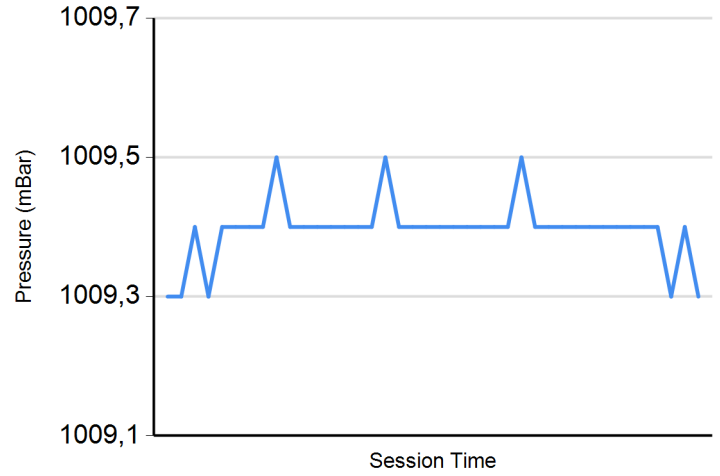
Track Temperature



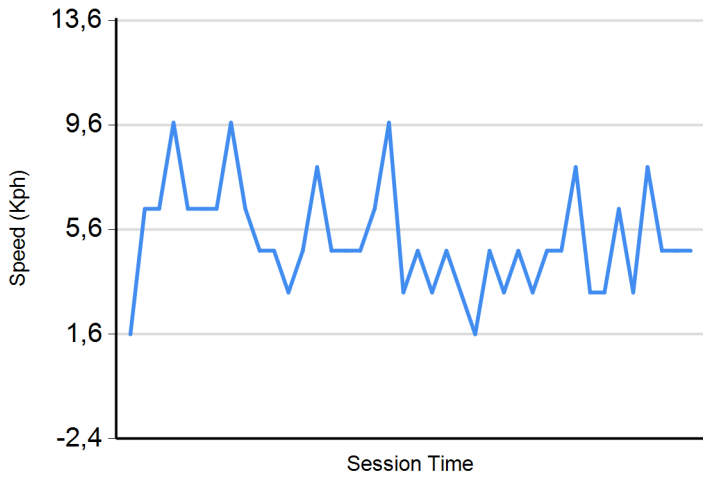
Humidity



Pressure



Wind Speed



Wind direction

North = 0°/360° Est = 90° South = 180° West = 270°

