

**Red Bull Ring**  
**Euroformula Open**  
**Free Practice - 2**  
**Provisional Results**



Clas	Nº	Entrant	Nat	Driver	Nat	Cat	Clas	Chassis - Engine	Team	Laps	Best	Time	Gap	Interval	Km/h
1	33	Team Motopark	DE	Marino Sato	JPN			Dallara F317 Spiess	Team Motopark	20	16	1:24.805			183.3
2	26	Double R	GB	Linus Lundqvist	SW	R	1	Dallara F317 HWA	Double R	15	12	1:25.000	0.195	0.195	182.8
3	7	Double R	GB	Jack Doohan	AU	R	2	Dallara F317 HWA	Double R	19	11	1:25.148	0.343	0.148	182.5
4	18	Team Motopark	DE	Julian Hanses	DE			Dallara F317 Spiess	Team Motopark	20	17	1:25.194	0.389	0.046	182.4
5	1	RP Motorsport	ITA	Javier Gonzalez	ME	R	3	Dallara F317 Spiess	RP Motorsport	18	17	1:25.418	0.613	0.224	181.9
6	63	Carlin Motorsport	GB	Nicolai Kjaergaard	DN	R	4	Dallara F317 Spiess	Carlin Motorsport	20	17	1:25.464	0.659	0.046	181.8
7	12	Carlin Motorsport	GB	Christian Hahn	BR			Dallara F317 Spiess	Carlin Motorsport	20	16	1:25.762	0.957	0.298	181.2
8	31	Carlin Motorsport	GB	Billy Monger	GB	R	5	Dallara F317 Spiess	Carlin Motorsport	19	9	1:25.816	1.011	0.054	181.1
9	21	Fortec Motorsport	GB	Calan Williams	AU			Dallara F317 HWA	Fortec Motorsport	21	12	1:25.845	1.040	0.029	181.0
10	3	RP Motorsport	ITA	Pierre Louis Chovet	FRA	R	6	Dallara F317 Spiess	RP Motorsport	21	17	1:26.009	1.204	0.164	180.7
11	8	Teo Martin Motorsport	ESP	Lukas Dunner	AUT			Dallara F317 HWA	Teo Martin Motorsport	13	5	1:26.319	1.514	0.310	180.0
12	51	Teo Martin Motorsport	ESP	Aldo Festante	ITA			Dallara F317 HWA	Teo Martin Motorsport	17	16	1:26.599	1.794	0.280	179.5
13	25	Team Motopark	DE	Cameron Das	US			Dallara F317 Spiess	Team Motopark	19	10	1:26.626	1.821	0.027	179.4
14	99	Drivex School	ESP	Rui Andrade	AG	R	7	Dallara F317 HWA	Drivex School	20	10	1:26.980	2.175	0.354	178.7

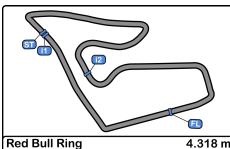
CAR 7 TIME 1:29.021 DELETED TRACK LIMITS AT T 1  
 CAR 63 TIME 1:27.283 DELETED TRACK LIMITS AT T 9 - TIME 1:25.925 DELETED TRACK LIMITS AT T 9 - TIME 1:25.765 DELETED TRACK LIMITS AT T 9  
 CAR 33 TIME 1:26.290 DELETED TRACK LIMITS AT T 9  
 CAR 3 TIME 1:27.671 DELETED TRACK LIMITS AT T 9  
 CAR 31 TIME 1:32.560 DELETED TRACK LIMITS AT T 1  
 CAR 3 TIME 1:26.916 DELETED TRACK LIMITS AT T 9  
 CAR 31 TIME 1:26.782 DELETED TRACK LIMITS AT T 9  
 CAR 12 TIME 1:26.358 DELETED TRACK LIMITS AT T 9  
 CAR 31 TIME 1:26.062 DELETED TRACK LIMITS AT T 9  
 CAR 12 TIME 1:26.173 DELETED TRACK LIMITS AT T 9  
 CAR 18 TIME 1:25.623 DELETED TRACK LIMITS AT T 9  
 CAR 99 TIME 1:26.648 DELETED TRACK LIMITS AT T 9  
 CAR 8 TIME 1:26.483 DELETED TRACK LIMITS AT T 9  
 CAR 31 TIME 1:25.804 DELETED TRACK LIMITS AT T 9  
 CAR 12 TIME 1:25.805 DELETED TRACK LIMITS AT T 9

Published at:.....

Track Temp: 29.8 °C Air Temp: 22.0 °C Humidity: 51 % Track Status: WET

<b>Stewards:</b>	<b>Race Director:</b>	<b>Timekeeper:</b> 
------------------	-----------------------	--





**Red Bull Ring**  
**Euroformula Open**  
**Free Practice - 2**  
**Provisional Results**



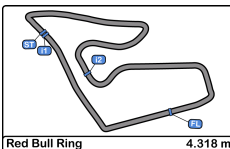
CAR 8 TIME 1:25.990 DELETED TRACK LIMITS AT T 9  
 CAR 12 TIME 1:25.525 DELETED TRACK LIMITS AT T 9  
 CAR 26 TIME 1:25.189 DELETED TRACK LIMITS AT T 9  
 CAR 8 TIME 1:25.574 DELETED TRACK LIMITS AT T 9  
 CAR 51 TIME 1:26.638 DELETED TRACK LIMITS AT T 9  
 CAR 12 TIME 1:25.298 DELETED TRACK LIMITS AT T 9  
 CAR 31 TIME 1:32.913 DELETED TRACK LIMITS AT T 9

Published at:.....

Track Temp: **29.8 °C**    Air Temp: **22.0 °C**    Humidity: **51 %**    Track Status: **WET**

<b>Stewards:</b>	<b>Race Director:</b>	<b>Timekeeper:</b> 
------------------	-----------------------	--





**Red Bull Ring**  
**Euroformula Open**  
**Free Practice - 2**  
**Provisional Results by Class**



Clas	Nº	Entrant	Nat	Driver	Nat	Cat	Clas	Chassis - Engine	Team	Laps	Best	Time	Gap	Interval	Km/h
1	33	Team Motopark	DEU	Marino Sato	JPN			Dallara F317 Spiess	Team Motopark	20	16	1:24.805			183.3
2	18	Team Motopark	DEU	Julian Hanses	DEU			Dallara F317 Spiess	Team Motopark	20	17	1:25.194	0.389	0.389	182.4
3	12	Carlin Motorsport	GBR	Christian Hahn	BRA			Dallara F317 Spiess	Carlin Motorsport	20	16	1:25.762	0.957	0.568	181.2
4	21	Fortec Motorsport	GBR	Calan Williams	AUS			Dallara F317 HWA	Fortec Motorsport	21	12	1:25.845	1.040	0.083	181.0
5	8	Teo Martin	ESP	Lukas Dunner	AUT			Dallara F317 HWA	Teo Martin	13	5	1:26.319	1.514	0.474	180.0
6	51	Teo Martin	ESP	Aldo Festante	ITA			Dallara F317 HWA	Teo Martin	17	16	1:26.599	1.794	0.280	179.5
7	25	Team Motopark	DEU	Cameron Das	USA			Dallara F317 Spiess	Team Motopark	19	10	1:26.626	1.821	0.027	179.4
<b>Rookie</b>															
1	26	Double R	GBR	Linus Lundqvist	SWE	R	1	Dallara F317 HWA	Double R	15	12	1:25.000			182.8
2	7	Double R	GBR	Jack Doohan	AUS	R	2	Dallara F317 HWA	Double R	19	11	1:25.148	0.148	0.148	182.5
3	1	RP Motorsport	ITA	Javier Gonzalez	MEX	R	3	Dallara F317 Spiess	RP Motorsport	18	17	1:25.418	0.418	0.270	181.9
4	63	Carlin Motorsport	GBR	Nicolai Kjaergaard	DNK	R	4	Dallara F317 Spiess	Carlin Motorsport	20	17	1:25.464	0.464	0.046	181.8
5	31	Carlin Motorsport	GBR	Billy Monger	GBR	R	5	Dallara F317 Spiess	Carlin Motorsport	19	9	1:25.816	0.816	0.352	181.1
6	3	RP Motorsport	ITA	Pierre Louis Chovet	FRA	R	6	Dallara F317 Spiess	RP Motorsport	21	17	1:26.009	1.009	0.193	180.7
7	99	Drivex School	ESP	Rui Andrade	AGO	R	7	Dallara F317 HWA	Drivex School	20	10	1:26.980	1.980	0.971	178.7

Published at:.....

Track Temp: 29.8 °C    Air Temp: 22.0 °C    Humidity: 51 %    Track Status: WET

<b>Stewards:</b>	<b>Race Director:</b>	<b>Timekeeper:</b> 
------------------	-----------------------	--





**Red Bull Ring**  
**Euroformula Open**  
**Free Practice - 2**  
**Lap Analysis**



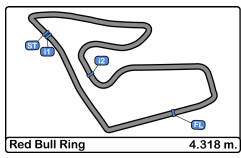
**1** Javier Gonzalez Dallara F317 Spiess **7** Jack Doohan Dallara F317 HWA  
 R RP Motorsport R Double R

Lap	D	Time	Sector 1	Sector 2	Sector 3	T. Spd	Elapsed	Lap	D	Time	Sector 1	Sector 2	Sector 3	T. Spd	Elapsed
1		15:36:43.615	15:35:36.328	40.898	26.389	200.0	15:36:43.615	1		15:36:37.942	15:35:30.548	41.198	26.196	206.1	15:36:37.942
2		1:31.690	23.269	42.179	26.242	210.1	15:38:15.305	2		1:26.955	22.710	38.982	25.263	213.4	15:38:04.897
3		1:26.656	22.644	38.808	25.204	217.3	15:39:41.961	3		<del>1:29.024</del>	22.485	41.000	25.536	215.5	15:39:33.918
4		1:26.303	22.417	38.784	25.102	217.7	15:41:08.264	4		1:26.182	22.490	38.623	25.069	215.5	15:41:00.100
5		1:28.483	22.565	39.231	26.687	218.1	15:42:36.747	5		1:33.032 P	22.210	38.539	32.283	217.7	15:42:33.132
6		1:26.628	22.660	38.769	25.199	217.3	15:44:03.375	6		3:17.020	2:02.830	44.498	29.692	191.8	15:45:50.152
7		1:32.417 P	22.589	38.883	30.945	217.3	15:45:35.792	7		1:28.158	23.221	39.684	25.253	214.2	15:47:18.310
8		2:36.263	1:30.549	39.594	26.120	213.4	15:48:12.055	8		1:25.771	22.506	38.442	24.823	215.5	15:48:44.081
9		1:26.685	22.601	38.922	25.162	217.3	15:49:38.740	9		1:25.662	22.370	38.446	24.846	216.0	15:50:09.743
10		1:34.114 P	22.467	40.426	31.221	217.7	15:51:12.854	10		1:25.236	22.192	38.322	24.722	216.4	15:51:34.979
11		2:46.863	1:42.203	39.291	25.369	212.1	15:53:59.717	11		1:25.148	22.170	38.279	24.699	216.4	15:53:00.127
12		1:26.814	22.492	39.109	25.213	217.3	15:55:26.531	12		1:27.095	22.106	38.480	26.509	216.8	15:54:27.222
13		1:33.872 P	22.507	39.206	32.159	217.3	15:57:00.403	13		1:38.784 P	23.658	40.896	34.230	214.2	15:56:06.006
14		3:51.677	2:41.644	42.202	27.831	207.2	16:00:52.080	14		7:55.457	6:38.330	48.844	28.283	132.8	16:04:01.463
15		1:29.460	23.317	40.169	25.974	213.8	16:02:21.540	15		1:33.844	25.092	43.472	25.280	190.8	16:05:35.307
16		1:25.732	22.557	38.472	24.703	216.4	16:03:47.272	16		1:25.687	22.465	38.565	24.657	213.8	16:07:00.994
17		1:25.418	22.294	38.383	24.741	217.3	16:05:12.690	17		1:26.701	22.347	39.595	24.759	214.2	16:08:27.695
18		2:01.807 P	32.541	55.686	33.580	110.5	16:07:14.497	18		1:26.691	22.299	39.130	25.262	214.2	16:09:54.386
19		1:45.585 P						19		1:45.585 P	23.383	44.901	37.301	205.7	16:11:39.971

**3** Pierre Louis Chovet Dallara F317 Spiess **8** Lukas Dunner Dallara F317 HWA  
 R RP Motorsport Teo Martin Motorsport

Lap	D	Time	Sector 1	Sector 2	Sector 3	T. Spd	Elapsed	Lap	D	Time	Sector 1	Sector 2	Sector 3	T. Spd	Elapsed
1		15:36:53.995 P	15:35:37.138	40.974	35.883	209.3	15:36:53.995	1		15:46:54.059	15:45:42.678	44.598	26.783	115.6	15:46:54.059
2		2:08.783	1:02.792	39.738	26.253	213.4	15:39:02.778	2		1:31.409	22.953	42.087	26.369	216.0	15:48:25.468
3		<del>1:27.674</del>	22.771	39.164	25.736	216.8	15:40:30.449	3		1:26.778	22.417	38.821	25.540	219.5	15:49:52.246
4		1:27.252	22.738	38.877	25.637	218.1	15:41:57.701	4		1:32.313	22.307	44.189	25.817	220.8	15:51:24.559
5		<del>1:26.946</del>	22.550	38.947	25.419	218.1	15:43:24.617	5		1:26.319	22.345	38.799	25.175	219.0	15:52:50.878
6		1:26.782	22.668	38.827	25.287	218.1	15:44:51.399	6		<del>1:26.483</del>	22.336	38.979	25.168	219.9	15:54:17.361
7		1:26.436	22.386	38.869	25.181	219.0	15:46:17.835	7		1:37.413 P	22.291	42.562	32.560	219.9	15:55:54.774
8		1:26.432	22.387	38.809	25.236	219.0	15:47:44.267	8		6:50.253	5:40.590	41.999	27.664	206.8	16:02:45.027
9		1:26.745	22.465	38.922	25.358	219.5	15:49:11.012	9		1:39.095	24.639	48.689	25.767	213.8	16:04:24.122
10		1:27.056	22.406	39.217	25.433	219.5	15:50:38.068	10		<del>1:26.990</del>	22.332	38.638	25.020	218.6	16:05:50.112
11		7:56.568	6:50.465	40.102	26.001	208.4	16:00:08.816	11		<del>1:26.574</del>	22.180	38.406	24.988	219.5	16:07:15.686
12		1:27.524	22.836	39.109	25.579	213.0	16:01:36.340	12		1:28.014	22.247	40.669	25.098	219.0	16:08:43.700
13		1:26.942	22.554	39.006	25.382	215.5	16:03:03.282	13		1:39.313 P	22.456	43.999	32.858	218.6	16:10:23.013
14		1:26.700	22.494	38.989	25.217	216.0	16:04:29.982								
15		1:26.524	22.503	38.745	25.276	217.3	16:05:56.506								
16		1:26.009	22.333	38.506	25.170	217.7	16:07:22.515								
17		1:26.559	22.274	38.848	25.437	219.5	16:08:49.074								
18		1:30.080	22.482	40.440	27.158	218.6	16:10:19.154								
19		1:30.414	22.729	40.957	26.728	216.0	16:11:49.568								
20		1:38.647 P	22.902	40.676	35.069	214.7	16:13:28.215								





**Red Bull Ring**  
Euroformula Open  
Free Practice - 2  
Lap Analysis



12

Christian Hahn

Dallara F317 Spiess

21

Calan Williams

Dallara F317 HWA

Carlin Motorsport

Fortec Motorsport

Lap	D	Time	Sector 1	Sector 2	Sector 3	T. Spd	Elapsed	Lap	D	Time	Sector 1	Sector 2	Sector 3	T. Spd	Elapsed
1		15:37:03.934 P	15:35:44.189	42.071	37.674	203.7	15:37:03.934	1		15:37:03.846	15:35:53.000	42.971	27.875	176.7	15:37:03.846
2		2:59.419	1:46.818	45.399	27.202	210.9	15:40:03.353	2		1:27.801	22.895	39.305	25.601	214.7	15:38:31.647
3		1:28.496	23.101	39.466	25.929	215.1	15:41:31.849	3		1:26.869	22.495	38.874	25.500	216.8	15:39:58.516
4		1:26.933	22.519	39.147	25.267	218.6	15:42:58.782	4		1:26.347	22.332	38.885	25.130	217.3	15:41:24.863
5		<del>4:26.358</del>	22.458	38.893	25.007	218.1	15:44:25.140	5		1:26.024	22.260	38.736	25.028	218.6	15:42:50.887
6		1:27.788	22.364	39.736	25.688	218.6	15:45:52.928	6		1:26.021	22.247	38.642	25.132	218.1	15:44:16.908
7		1:28.798	22.355	39.214	27.229	219.5	15:47:21.726	7		1:26.262	22.378	38.818	25.066	216.4	15:45:43.170
8		<del>4:26.473</del>	22.337	38.836	25.000	219.5	15:48:47.899	8		1:26.302	22.367	38.959	24.976	216.4	15:47:09.472
9		1:26.093	22.262	38.638	25.193	219.9	15:50:13.992	9		1:27.588	22.673	38.590	26.325	216.4	15:48:37.060
10		1:25.867	22.263	38.573	25.031	219.9	15:51:39.859	10		1:26.373	22.788	38.585	25.000	216.8	15:50:03.433
11		1:26.020	22.292	38.580	25.148	219.0	15:53:05.879	11		1:25.960	22.374	38.587	24.999	217.3	15:51:29.393
12		1:33.715 P	22.293	38.806	32.616	219.0	15:54:39.594	12		1:25.845	22.319	38.521	25.005	216.8	15:52:55.238
13		5:53.514	4:44.632	42.163	26.719	201.1	16:00:33.108	13		1:34.821 P	22.903	39.024	32.894	216.0	15:54:30.059
14		1:28.930	23.405	40.069	25.456	212.1	16:02:02.038	14		6:48.752	5:36.136	41.097	31.519	193.8	16:01:18.811
15		<del>4:25.905</del>	22.374	38.654	24.777	216.0	16:03:27.843	15		1:27.119	22.914	38.927	25.278	213.0	16:02:45.930
16		1:25.762	22.301	38.529	24.932	218.1	16:04:53.605	16		1:26.021	22.490	38.523	25.008	214.7	16:04:11.951
17		<del>4:25.525</del>	22.376	38.387	24.762	217.3	16:06:19.130	17		1:34.752	22.392	43.481	28.879	216.0	16:05:46.703
18		<del>4:25.208</del>	22.197	38.385	24.716	217.3	16:07:44.428	18		1:33.728	26.559	40.660	26.509	182.1	16:07:20.431
19		1:26.731	22.213	39.301	25.217	217.7	16:09:11.159	19		1:26.196	22.332	38.691	25.173	216.4	16:08:46.627
20		1:38.678 P	22.322	39.909	36.447	217.7	16:10:49.837	20		1:36.320	22.505	45.568	28.247	215.5	16:10:22.947

18

Julian Hanses

Dallara F317 Spiess

25

Cameron Das

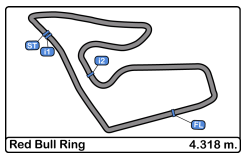
Dallara F317 Spiess

Team Motopark

Team Motopark

Lap	D	Time	Sector 1	Sector 2	Sector 3	T. Spd	Elapsed	Lap	D	Time	Sector 1	Sector 2	Sector 3	T. Spd	Elapsed
1		15:37:24.686	15:36:13.849	42.888	27.949	198.5	15:37:24.686	1		15:37:26.205	15:36:15.199	42.678	28.328	195.6	15:37:26.205
2		1:29.443	23.693	39.768	25.982	207.2	15:38:54.129	2		1:31.492	22.978	39.743	28.771	216.0	15:38:57.697
3		1:27.093	22.698	38.986	25.409	213.8	15:40:21.222	3		1:27.281	22.681	39.132	25.468	215.5	15:40:24.978
4		1:27.029	22.472	39.088	25.469	216.8	15:41:48.251	4		1:28.078	22.667	39.055	26.356	215.5	15:41:53.056
5		1:26.215	22.403	38.672	25.140	217.7	15:43:14.466	5		1:27.356	22.711	39.199	25.446	216.4	15:43:20.412
6		1:26.144	22.298	38.684	25.162	217.3	15:44:40.610	6		1:27.044	22.737	38.915	25.392	215.5	15:44:47.456
7		1:25.998	22.315	38.629	25.054	218.1	15:46:06.608	7		1:26.893	22.548	38.878	25.467	216.0	15:46:14.349
8		1:25.826	22.299	38.587	24.940	216.8	15:47:32.434	8		1:26.824	22.600	38.840	25.384	216.0	15:47:41.173
9		<del>4:25.623</del>	22.254	38.452	24.917	218.6	15:48:58.057	9		1:26.755	22.521	39.016	25.218	216.8	15:49:07.928
10		1:26.156	22.337	38.666	25.153	219.0	15:50:24.213	10		1:26.626	22.481	38.773	25.372	216.8	15:50:34.554
11		1:25.919	22.365	38.470	25.084	219.0	15:51:50.132	11		1:33.938	25.636	41.395	26.907	148.7	15:52:08.492
12		1:35.693 P	22.290	39.014	34.389	219.0	15:53:25.825	12		1:33.383 P	22.579	38.809	31.995	216.0	15:53:41.875
13		8:19.920	7:07.650	44.182	28.088	196.3	16:01:45.745	13		8:46.878	7:36.903	42.551	27.424	196.3	16:02:28.753
14		1:28.764	23.719	39.531	25.514	203.7	16:03:14.509	14		1:40.104	24.059	47.617	28.428	184.9	16:04:08.857
15		1:25.952	22.443	38.566	24.943	216.0	16:04:40.461	15		1:27.307	22.721	39.103	25.483	214.2	16:05:36.164
16		1:25.288	22.136	38.375	24.777	216.8	16:06:05.749	16		1:28.344	22.636	39.005	26.703	216.8	16:07:04.508
17		1:25.194	22.148	38.316	24.730	216.4	16:07:30.943	17		1:26.675	22.526	39.028	25.121	215.5	16:08:31.183
18		1:26.160	22.250	38.754	25.156	216.0	16:08:57.103	18		1:27.759	22.683	39.719	25.357	216.0	16:09:58.942
19		1:28.905	22.349	40.554	26.002	216.0	16:10:26.008	19		1:43.257 P	22.703	41.693	38.861	215.1	16:11:42.199





**Red Bull Ring**  
**Euroformula Open**  
**Free Practice - 2**  
**Lap Analysis**



**26**

Linus Lundqvist

R

Dallara F317 HWA

Double R

**33**

Marino Sato

Dallara F317 Spiess

Team Motopark

Lap	D	Time	Sector 1	Sector 2	Sector 3	T. Spd	Elapsed	Lap	D	Time	Sector 1	Sector 2	Sector 3	T. Spd	Elapsed
1		15:36:41.943	15:35:33.248	41.525	27.170	202.2	15:36:41.943	1		15:37:23.972	15:36:12.818	43.333	27.821	183.9	15:37:23.972
2		1:28.228	22.972	39.560	25.696	215.1	15:38:10.171	2		1:28.203	23.290	39.403	25.510	213.8	15:38:52.175
3		1:25.735	22.448	38.406	24.881	216.8	15:39:35.906	3		<del>1:26.290</del>	22.541	38.604	25.145	216.4	15:40:18.465
4		1:25.500	22.262	38.243	24.995	217.7	15:41:01.406	4		1:25.905	22.401	38.371	25.133	218.1	15:41:44.370
5		1:25.685	22.330	38.475	24.880	219.5	15:42:27.091	5		1:25.907	22.315	38.488	25.104	219.0	15:43:10.277
6		1:25.460	22.353	38.271	24.836	217.7	15:43:52.551	6		1:25.393	22.382	38.262	24.749	218.6	15:44:35.670
7		1:25.594	22.314	38.506	24.774	217.3	15:45:18.145	7		1:25.327	22.273	38.275	24.779	219.0	15:46:00.997
8		1:34.495 P	22.399	38.391	33.705	217.3	15:46:52.640	8		1:28.565	22.276	39.676	26.613	219.5	15:47:29.562
9		17:04.737	15:52.188	44.175	28.374	189.8	16:03:57.377	9		1:25.620	22.268	38.358	24.994	219.5	15:48:55.182
10		1:29.093	23.277	40.267	25.549	213.8	16:05:26.470	10		1:25.824	22.326	38.294	25.204	219.5	15:50:21.006
11		<del>1:25.189</del>	22.407	38.245	<b>24.537</b>	214.7	16:06:51.659	11		1:27.261	22.265	38.442	26.554	219.9	15:51:48.267
12		<b>1:25.000</b>	22.291	<b>38.146</b>	24.563	215.1	16:08:16.659	12		1:36.364 P	22.258	38.626	35.480	219.5	15:53:24.631
13		1:40.017 P	<b>22.245</b>	41.539	36.233	216.0	16:09:56.676	13		8:20.147	7:08.058	44.055	28.034	175.8	16:01:44.778
14		5:37.389	4:18.066	47.155	32.168	180.3	16:15:34.065	14		1:28.121	23.308	39.511	25.302	213.8	16:03:12.899
15		1:57.694 P	25.969	48.917	42.808	185.2	16:17:31.759	15		1:25.529	22.463	38.202	24.864	216.4	16:04:38.428

**31**

Billy Monger

R

Dallara F317 Spiess

Carlin Motorsport

Lap	D	Time	Sector 1	Sector 2	Sector 3	T. Spd	Elapsed	Lap	D	Time	Sector 1	Sector 2	Sector 3	T. Spd	Elapsed
1		15:37:10.111 P	15:35:44.986	43.549	41.576	189.4	15:37:10.111	16		<b>1:24.805</b>	22.254	<b>38.011</b>	<b>24.540</b>	217.7	16:06:03.233
2		2:19.341	1:14.018	39.615	25.708	212.5	15:39:29.452	17		1:25.073	22.188	38.142	24.743	218.6	16:07:28.306
3		1:26.484	22.599	38.705	25.180	216.8	15:40:55.936	18		1:25.172	<b>22.157</b>	38.225	24.790	218.6	16:08:53.478
4		1:26.423	22.344	38.712	25.367	219.0	15:42:22.359	19		1:38.062	25.877	45.564	26.621	125.1	16:10:31.540
5		<del>1:32.560</del>	22.262	44.706	25.592	218.6	15:43:54.919	20		1:45.364 P	22.901	43.010	39.453	216.8	16:12:16.904

**51**

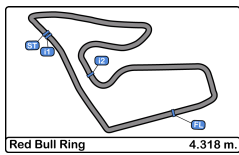
Aldo Festante

Dallara F317 HWA

Teo Martin Motorsport

Lap	D	Time	Sector 1	Sector 2	Sector 3	T. Spd	Elapsed	Lap	D	Time	Sector 1	Sector 2	Sector 3	T. Spd	Elapsed
1		15:37:01.204	15:35:48.509	43.283	29.412	189.8	15:37:01.204	1		15:37:01.204	15:35:48.509	43.283	29.412	189.8	15:37:01.204
2		1:28.875	23.163	39.754	25.958	215.1	15:38:30.079	2		1:28.875	23.163	39.754	25.958	215.1	15:38:30.079
3		1:35.233	22.579	39.421	33.233	219.9	15:40:05.312	3		1:35.233	22.579	39.421	33.233	219.9	15:40:05.312
4		1:27.628	22.686	39.119	25.823	218.1	15:41:32.940	4		1:27.628	22.686	39.119	25.823	218.1	15:41:32.940
5		1:27.199	22.453	39.061	25.685	219.9	15:43:00.139	5		1:27.199	22.453	39.061	25.685	219.9	15:43:00.139
6		1:27.177	<b>22.327</b>	39.082	25.768	219.5	15:44:27.316	6		1:27.177	<b>22.327</b>	39.082	25.768	219.5	15:44:27.316
7		1:26.939	22.473	38.950	25.516	218.6	15:45:54.255	7		1:26.939	22.473	38.950	25.516	218.6	15:45:54.255
8		1:41.126	26.761	43.798	30.567	212.1	15:47:35.381	8		1:41.126	26.761	43.798	30.567	212.1	15:47:35.381
9		1:38.869 P	23.136	39.314	36.419	216.8	15:49:14.250	9		1:38.869 P	23.136	39.314	36.419	216.8	15:49:14.250
10		11:06.572	9:56.528	42.908	27.136	206.5	16:00:20.822	10		11:06.572	9:56.528	42.908	27.136	206.5	16:00:20.822
11		1:28.749	23.146	39.450	26.153	214.2	16:01:49.571	11		1:28.749	23.146	39.450	26.153	214.2	16:01:49.571
12		1:27.589	22.726	38.980	25.883	216.8	16:03:17.160	12		1:27.589	22.726	38.980	25.883	216.8	16:03:17.160
13		1:27.305	22.563	38.948	25.794	217.7	16:04:44.465	13		1:27.305	22.563	38.948	25.794	217.7	16:04:44.465
14		1:26.799	22.463	38.818	25.518	217.7	16:06:11.264	14		1:26.799	22.463	38.818	25.518	217.7	16:06:11.264
15		<del>1:26.638</del>	22.411	<b>38.762</b>	25.465	217.7	16:07:37.902	15		<del>1:26.638</del>	22.411	<b>38.762</b>	25.465	217.7	16:07:37.902
16		<b>1:26.599</b>	22.387	38.794	<b>25.418</b>	217.7	16:09:04.501	16		<b>1:26.599</b>	22.387	38.794	<b>25.418</b>	217.7	16:09:04.501
17		1:43.820 P	22.491	42.384	38.945	214.7	16:10:48.321	17		1:43.820 P	22.491	42.384	38.945	214.7	16:10:48.321





**Red Bull Ring**  
**Euroformula Open**  
**Free Practice - 2**  
**Lap Analysis**



**63**

Nicolai Kjaergaard

Dallara F317 Spiess

R

Carlin Motorsport

Lap	D	Time	Sector 1	Sector 2	Sector 3	T. Spd	Elapsed
1		15:36:58.995	15:35:47.351	43.722	27.922	197.8	15:36:58.995
2		1:30.181	23.586	40.974	25.621	192.1	15:38:29.176
3		<del>1:27.283</del>	22.729	39.281	25.273	217.7	15:39:56.459
4		1:26.337	22.585	38.883	24.869	217.3	15:41:22.796
5		<del>1:25.925</del>	22.372	38.858	24.695	218.6	15:42:48.721
6		1:31.115	22.987	42.251	25.877	194.5	15:44:19.836
7		1:27.026	22.375	38.720	25.931	218.6	15:45:46.862
8		<del>1:25.765</del>	22.271	38.678	24.816	218.6	15:47:12.627
9		1:35.616 P	22.397	39.407	33.812	219.5	15:48:48.243
10		8:07.860	6:57.463	43.920	26.477	197.0	15:56:56.103
11		1:26.369	22.692	38.807	24.870	213.4	15:58:22.472
12		1:25.972	22.441	38.661	24.870	214.2	15:59:48.444
13		1:37.420 P	<b>22.242</b>	38.909	36.269	216.8	16:01:25.864
14		2:37.098	1:30.090	41.137	25.871	211.3	16:04:02.962
15		1:26.106	22.665	38.601	24.840	216.8	16:05:29.068
16		1:25.651	22.359	38.675	<b>24.617</b>	216.4	16:06:54.719
17		<b>1:25.464</b>	22.367	<b>38.443</b>	24.654	216.8	16:08:20.183
18		1:27.930	22.268	40.040	25.622	217.3	16:09:48.113
19		1:44.236 P	22.504	41.772	39.960	214.7	16:11:32.349
20		2:10.949 P	53.229	41.818	35.902	205.7	16:13:43.298

**99**

Rui Andrade

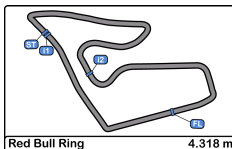
Dallara F317 HWA

R

Drivex School

Lap	D	Time	Sector 1	Sector 2	Sector 3	T. Spd	Elapsed
1		15:37:12.815 P	15:35:51.058	44.478	37.279	179.1	15:37:12.815
2		2:44.282 P	1:28.729	41.165	34.388	193.2	15:39:57.097
3		2:08.536 P	56.360	40.504	31.672	213.8	15:42:05.633
4		3:14.976	2:02.598	42.945	29.433	180.9	15:45:20.609
5		1:30.273	24.100	39.824	26.349	200.3	15:46:50.882
6		1:31.764	22.664	39.233	29.867	217.3	15:48:22.646
7		1:28.256	23.043	39.553	25.660	217.3	15:49:50.902
8		1:27.142	22.570	39.245	25.327	218.1	15:51:18.044
9		<del>1:26.648</del>	<b>22.453</b>	<b>38.939</b>	<b>25.256</b>	218.1	15:52:44.692
10		<b>1:26.980</b>	22.517	38.950	25.513	218.1	15:54:11.672
11		1:27.239	22.770	39.105	25.364	217.7	15:55:38.911
12		1:27.555	22.556	38.960	26.039	217.3	15:57:06.466
13		1:27.547	22.559	39.112	25.876	216.8	15:58:34.013
14		1:33.593 P	22.521	39.008	32.064	216.0	16:00:07.606
15		4:54.863	3:43.316	43.332	28.215	180.0	16:05:02.469
16		1:35.006	24.093	42.702	28.211	197.0	16:06:37.475
17		1:27.634	22.724	39.291	25.619	215.1	16:08:05.109
18		1:27.307	22.643	39.224	25.440	216.0	16:09:32.416
19		1:37.626	22.456	47.085	28.085	216.4	16:11:10.042
20		1:47.054 P	23.360	44.724	38.970	202.6	16:12:57.096





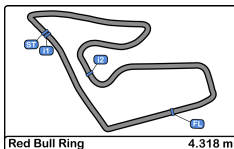
Red Bull Ring  
Euroformula Open  
Free Practice - 2  
Best Sectors Results



Sector - 1				Sector - 2				Sector - 3				Ideal Lap vs Best Lap				
Clas	Nº	Driver	Time	Nº	Driver	Time	Nº	Driver	Time	Clas	Nº	Driver	Ideal Lap	Best Lap	Clas	
1	31	Billy Monger	22.072	33	Marino Sato	38.011	26	Linus Lundqvist	24.537	1	33	Marino Sato	1:24.708	1:24.805	1	
2	7	Jack Doohan	22.106	26	Linus Lundqvist	38.146	33	Marino Sato	24.540	2	26	Linus Lundqvist	1:24.928	1:25.000	2	
3	18	Julian Hanses	22.136	7	Jack Doohan	38.279	63	Nicolai Kjaergaard	24.617	3	7	Jack Doohan	1:25.042	1:25.148	3	
4	33	Marino Sato	22.157	18	Julian Hanses	38.316	7	Jack Doohan	24.657	4	18	Julian Hanses	1:25.182	1:25.194	4	
5	8	Lukas Dunner	22.180	1	Javier Gonzalez	38.383	1	Javier Gonzalez	24.703	5	12	Christian Hahn	1:25.298	1:25.762	7	
6	12	Christian Hahn	22.197	12	Christian Hahn	38.385	12	Christian Hahn	24.716	6	63	Nicolai Kjaergaard	1:25.302	1:25.464	6	
7	63	Nicolai Kjaergaard	22.242	8	Lukas Dunner	38.406	18	Julian Hanses	24.730	7	1	Javier Gonzalez	1:25.380	1:25.418	5	
8	26	Linus Lundqvist	22.245	63	Nicolai Kjaergaard	38.443	31	Billy Monger	24.877	8	31	Billy Monger	1:25.431	1:25.816	8	
9	21	Calan Williams	22.247	31	Billy Monger	38.482	21	Calan Williams	24.976	9	8	Lukas Dunner	1:25.574	1:26.319	11	
10	3	Pierre Louis Chovet	22.274	3	Pierre Louis Chovet	38.506	8	Lukas Dunner	24.988	10	21	Calan Williams	1:25.744	1:25.845	9	
11	1	Javier Gonzalez	22.294	21	Calan Williams	38.521	25	Cameron Das	25.121	11	3	Pierre Louis Chovet	1:25.950	1:26.009	10	
12	51	Aldo Festante	22.327	51	Aldo Festante	38.762	3	Pierre Louis Chovet	25.170	12	25	Cameron Das	1:26.375	1:26.626	13	
13	99	Rui Andrade	22.453	25	Cameron Das	38.773	99	Rui Andrade	25.256	13	51	Aldo Festante	1:26.507	1:26.599	12	
14	25	Cameron Das	22.481	99	Rui Andrade	38.939	51	Aldo Festante	25.418	14	99	Rui Andrade	1:26.648	1:26.980	14	





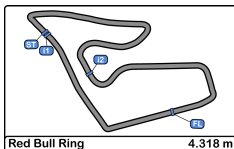


**Red Bull Ring**  
**Euroformula Open**  
**Free Practice - 2**  
**Best 5 Lap Times**



Cls	Nº	Entrant	Nat	Driver	Nat	Cat	Cls	Chassis - Engine	Team	Best 1		Best 2		Best 3		Best 4		Best 5	
										Time	Lap	Time	Lap	Time	Lap	Time	Lap	Time	Lap
1	33	Team Motopark	DEU	Marino Sato	JPN			Dallara F317 Spiess	Team Motopark	1:24.805	16	1:25.073	17	1:25.172	18	1:25.327	7	1:25.393	6
2	26	Double R	GBR	Linus Lundqvist	SWE	R	1	Dallara F317 HWA	Double R	1:25.000	12	1:25.460	6	1:25.500	4	1:25.594	7	1:25.685	5
3	7	Double R	GBR	Jack Doohan	AUS	R	2	Dallara F317 HWA	Double R	1:25.148	11	1:25.236	10	1:25.662	9	1:25.687	16	1:25.771	8
4	18	Team Motopark	DEU	Julian Hanses	DEU			Dallara F317 Spiess	Team Motopark	1:25.194	17	1:25.288	16	1:25.826	8	1:25.919	11	1:25.952	15
5	1	RP Motorsport	ITA	Javier Gonzalez	MEX	R	3	Dallara F317 Spiess	RP Motorsport	1:25.418	17	1:25.732	16	1:26.303	4	1:26.628	6	1:26.656	3
6	63	Carlin Motorsport	GBR	Nicolai Kjaergaard	DNK	R	4	Dallara F317 Spiess	Carlin Motorsport	1:25.464	17	1:25.651	16	1:25.972	12	1:26.106	15	1:26.337	4
7	12	Carlin Motorsport	GBR	Christian Hahn	BRA			Dallara F317 Spiess	Carlin Motorsport	1:25.762	16	1:25.867	10	1:26.020	11	1:26.093	9	1:26.731	19
8	31	Carlin Motorsport	GBR	Billy Monger	GBR	R	5	Dallara F317 Spiess	Carlin Motorsport	1:25.816	9	1:26.119	10	1:26.423	4	1:26.484	3	1:27.391	15
9	21	Fortec Motorsport	GBR	Calan Williams	AUS			Dallara F317 HWA	Fortec Motorsport	1:25.845	12	1:25.960	11	1:26.021	6	1:26.021	16	1:26.024	5
10	3	RP Motorsport	ITA	Pierre Louis Chovet	FRA	R	6	Dallara F317 Spiess	RP Motorsport	1:26.009	17	1:26.432	8	1:26.436	7	1:26.524	16	1:26.559	18
11	8	Teo Martin Motorsport	ESP	Lukas Dunner	AUT			Dallara F317 HWA	Teo Martin Motorsport	1:26.319	5	1:26.778	3	1:28.014	12	1:31.409	2	1:32.313	4
12	51	Teo Martin Motorsport	ESP	Aldo Festante	ITA			Dallara F317 HWA	Teo Martin Motorsport	1:26.599	16	1:26.799	14	1:26.939	7	1:27.177	6	1:27.199	5
13	25	Team Motopark	DEU	Cameron Das	USA			Dallara F317 Spiess	Team Motopark	1:26.626	10	1:26.675	17	1:26.755	9	1:26.824	8	1:26.893	7
14	99	Drivex School	ESP	Rui Andrade	AGO	R	7	Dallara F317 HWA	Drivex School	1:26.980	10	1:27.142	8	1:27.239	11	1:27.307	18	1:27.547	13



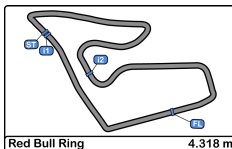


**Red Bull Ring**  
**Euroformula Open**  
**Free Practice - 2**  
**Best 5 Top Speeds**



Cls	Nº	Entrant	Nat	Driver	Nat	Cat	Cls	Chassis - Engine	Team	Top 1		Top 2		Top 3		Top 4		Top 5		Avg
										Km/h	Lap	Km/h	Lap	Km/h	Lap	Km/h	Lap	Km/h	Lap	
1	8	Teo Martin Motorsport	ESP	Lukas Dunner	AUT			Dallara F317 HWA	Teo Martin Motorsport	220.8	4	219.9	6	219.9	7	219.5	3	219.5	11	219.9
2	31	Carlin Motorsport	GBR	Billy Monger	GBR	R	1	Dallara F317 Spiess	Carlin Motorsport	220.4	7	219.9	6	219.5	9	219.5	19	219.0	4	219.6
3	12	Carlin Motorsport	GBR	Christian Hahn	BRA			Dallara F317 Spiess	Carlin Motorsport	219.9	9	219.9	10	219.5	7	219.5	8	219.0	11	219.6
4	33	Team Motopark	DEU	Marino Sato	JPN			Dallara F317 Spiess	Team Motopark	219.9	11	219.5	8	219.5	9	219.5	10	219.5	12	219.6
5	51	Teo Martin Motorsport	ESP	Aldo Festante	ITA			Dallara F317 HWA	Teo Martin Motorsport	219.9	3	219.9	5	219.5	6	218.6	7	218.1	4	219.2
6	3	RP Motorsport	ITA	Pierre Louis Chovet	FRA	R	2	Dallara F317 Spiess	RP Motorsport	219.5	9	219.5	10	219.5	11	219.5	18	219.0	7	219.4
7	26	Double R	GBR	Linus Lundqvist	SWE	R	3	Dallara F317 HWA	Double R	219.5	5	217.7	4	217.7	6	217.3	7	217.3	8	217.9
8	63	Carlin Motorsport	GBR	Nicolai Kjaergaard	DNK	R	4	Dallara F317 Spiess	Carlin Motorsport	219.5	9	218.6	5	218.6	7	218.6	8	217.7	3	218.6
9	18	Team Motopark	DEU	Julian Hanses	DEU			Dallara F317 Spiess	Team Motopark	219.0	10	219.0	11	219.0	12	218.6	9	218.1	7	218.8
10	21	Fortec Motorsport	GBR	Calan Williams	AUS			Dallara F317 HWA	Fortec Motorsport	218.6	5	218.1	6	217.3	4	217.3	11	216.8	3	217.6
11	1	RP Motorsport	ITA	Javier Gonzalez	MEX	R	5	Dallara F317 Spiess	RP Motorsport	218.1	5	217.7	4	217.7	10	217.3	3	217.3	6	217.6
12	99	Drivex School	ESP	Rui Andrade	AGO	R	6	Dallara F317 HWA	Drivex School	218.1	8	218.1	9	218.1	10	217.7	11	217.3	6	217.9
13	7	Double R	GBR	Jack Doohan	AUS	R	7	Dallara F317 HWA	Double R	217.7	5	216.8	12	216.4	10	216.4	11	216.0	9	216.6
14	25	Team Motopark	DEU	Cameron Das	USA			Dallara F317 Spiess	Team Motopark	216.8	9	216.8	10	216.8	16	216.4	5	216.0	2	216.6



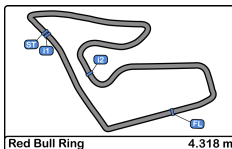


Red Bull Ring  
Euroformula Open  
Free Practice - 2  
Fastest Laps Sequence



Lap	Time of Day	Session Time	Nº	Entrant	Nat	Driver	Nat	Cat	Chassis - Engine	Team	Time	Km/h
2	15:38:04.897	3:04.897	7	Double R	GBR	Jack Doohan	AUS	R	Dallara F317 HWA	Double R	1:26.955	178.7
3	15:39:35.906	4:35.906	26	Double R	GBR	Linus Lundqvist	SWE	R	Dallara F317 HWA	Double R	1:25.735	181.3
4	15:41:01.406	6:01.406	26	Double R	GBR	Linus Lundqvist	SWE	R	Dallara F317 HWA	Double R	1:25.500	181.8
6	15:43:52.551	8:52.551	26	Double R	GBR	Linus Lundqvist	SWE	R	Dallara F317 HWA	Double R	1:25.460	181.8
6	15:44:35.670	9:35.670	33	Team Motopark	DEU	Marino Sato	JPN		Dallara F317 Spiess	Team Motopark	1:25.393	182.0
7	15:46:00.997	11:00.997	33	Team Motopark	DEU	Marino Sato	JPN		Dallara F317 Spiess	Team Motopark	1:25.327	182.1
10	15:51:34.979	16:34.979	7	Double R	GBR	Jack Doohan	AUS	R	Dallara F317 HWA	Double R	1:25.236	182.3
11	15:53:00.127	18:00.127	7	Double R	GBR	Jack Doohan	AUS	R	Dallara F317 HWA	Double R	1:25.148	182.5
16	16:06:03.233	31:03.233	33	Team Motopark	DEU	Marino Sato	JPN		Dallara F317 Spiess	Team Motopark	1:24.805	183.3





**Red Bull Ring**  
**Euroformula Open**  
**Free Practice - 2**  
**Event Best Maximum Speed**



Nº	Entrant	Nat	Driver	Nat	Cat	Clas	Chassis - Engine	Team	Km/h	Session
3	RP Motorsport	ITA	Pierre Louis Chovet	FRA	R	1	Dallara F317 Spiess	RP Motorsport	224.0	Free Practice - 1
31	Carlin Motorsport	GBR	Billy Monger	GBR	R	2	Dallara F317 Spiess	Carlin Motorsport	223.1	Free Practice - 1
8	Teo Martin Motorsport	ESP	Lukas Dunner	AUT			Dallara F317 HWA	Teo Martin Motorsport	222.2	Free Practice - 1
63	Carlin Motorsport	GBR	Nicolai Kjaergaard	DNK	R	3	Dallara F317 Spiess	Carlin Motorsport	221.3	Free Practice - 1
33	Team Motopark	DEU	Marino Sato	JPN			Dallara F317 Spiess	Team Motopark	220.8	Free Practice - 1
1	RP Motorsport	ITA	Javier Gonzalez	MEX	R	4	Dallara F317 Spiess	RP Motorsport	220.4	Free Practice - 1
12	Carlin Motorsport	GBR	Christian Hahn	BRA			Dallara F317 Spiess	Carlin Motorsport	220.4	Free Practice - 1
51	Teo Martin Motorsport	ESP	Aldo Festante	ITA			Dallara F317 HWA	Teo Martin Motorsport	219.9	Free Practice - 2
26	Double R	GBR	Linus Lundqvist	SWE	R	5	Dallara F317 HWA	Double R	219.5	Free Practice - 2
18	Team Motopark	DEU	Julian Hanses	DEU			Dallara F317 Spiess	Team Motopark	219.0	Free Practice - 2
25	Team Motopark	DEU	Cameron Das	USA			Dallara F317 Spiess	Team Motopark	218.6	Free Practice - 1
99	Drivex School	ESP	Rui Andrade	AGO	R	6	Dallara F317 HWA	Drivex School	218.6	Free Practice - 1
21	Fortec Motorsport	GBR	Calan Williams	AUS			Dallara F317 HWA	Fortec Motorsport	218.6	Free Practice - 2
7	Double R	GBR	Jack Doohan	AUS	R	7	Dallara F317 HWA	Double R	217.7	Free Practice - 1





**Red Bull Ring**  
**Euroformula Open**  
**Free Practice - 2**  
**Pit Stop Analysis**



**1** Javier Gonzalez R RP Motorsport  
 Dallara F317 Spiess

Nr.	In Day Time	In Time	Out Time	Pit Time	T. Pit Time	Handicap	Penalty
1	15:45:31.321	15:45:31.321	15:46:44.569	1:13.248	1:13.248		
2	15:51:08.331	15:51:08.331	15:52:32.450	1:24.119	2:37.367		
3	15:56:55.776	15:56:55.776	15:59:19.022	2:23.246	5:00.613		

**3** Pierre Louis Chovet R RP Motorsport  
 Dallara F317 Spiess

Nr.	In Day Time	In Time	Out Time	Pit Time	T. Pit Time	Handicap	Penalty
1	15:36:49.356	15:36:49.356	15:37:35.298	45.942	45.942		
2	15:52:07.537	15:52:07.537	15:58:40.464	6:32.927	7:18.869		

**7** Jack Doohan R Double R  
 Dallara F317 HWA

Nr.	In Day Time	In Time	Out Time	Pit Time	T. Pit Time	Handicap	Penalty
1	15:42:28.169	15:42:28.169	15:44:11.028	1:42.859	1:42.859		
2	15:56:01.410	15:56:01.410	16:02:16.043	6:14.633	7:57.492		

**8** Lukas Dunner Teo Martin Motorsport  
 Dallara F317 HWA

Nr.	In Day Time	In Time	Out Time	Pit Time	T. Pit Time	Handicap	Penalty
1	15:55:50.189	15:55:50.189	16:01:12.562	5:22.373	5:22.373		

**12** Christian Hahn Carlin Motorsport  
 Dallara F317 Spiess

Nr.	In Day Time	In Time	Out Time	Pit Time	T. Pit Time	Handicap	Penalty
1	15:36:58.607	15:36:58.607	15:38:29.317	1:30.710	1:30.710		
2	15:54:34.652	15:54:34.652	15:58:59.799	4:25.147	5:55.857		

**18** Julian Hanses Team Motopark  
 Dallara F317 Spiess

Nr.	In Day Time	In Time	Out Time	Pit Time	T. Pit Time	Handicap	Penalty
1	15:53:20.084	15:53:20.084	16:00:07.122	6:47.038	6:47.038		

**21** Calan Williams Fortec Motorsport  
 Dallara F317 HWA

Nr.	In Day Time	In Time	Out Time	Pit Time	T. Pit Time	Handicap	Penalty
1	15:54:25.378	15:54:25.378	15:59:43.167	5:17.789	5:17.789		

**25** Cameron Das Team Motopark  
 Dallara F317 Spiess

Nr.	In Day Time	In Time	Out Time	Pit Time	T. Pit Time	Handicap	Penalty
1	15:53:37.173	15:53:37.173	16:00:53.989	7:16.816	7:16.816		

**26** Linus Lundqvist R Double R  
 Dallara F317 HWA

Nr.	In Day Time	In Time	Out Time	Pit Time	T. Pit Time	Handicap	Penalty
1	15:46:47.700	15:46:47.700	16:02:19.627	15:31.92	15:31.927		
2	16:09:51.909	16:09:51.909	16:13:49.266	3:57.357	19:29.284		

**31** Billy Monger R Carlin Motorsport  
 Dallara F317 Spiess

Nr.	In Day Time	In Time	Out Time	Pit Time	T. Pit Time	Handicap	Penalty
1	15:37:04.474	15:37:04.474	15:38:01.975	57.501	57.501		
2	15:46:52.954	15:46:52.954	15:50:14.861	3:21.907	4:19.408		

3 15:57:35.696 15:57:35.696 15:59:49.207 2:13.511 6:32.919  
**33** Marino Sato Team Motopark  
 Dallara F317 Spiess

Nr.	In Day Time	In Time	Out Time	Pit Time	T. Pit Time	Handicap	Penalty
1	15:53:19.002	15:53:19.002	16:00:05.733	6:46.731	6:46.731		

**51** Aldo Festante Teo Martin Motorsport  
 Dallara F317 HWA

Nr.	In Day Time	In Time	Out Time	Pit Time	T. Pit Time	Handicap	Penalty
1	15:49:09.265	15:49:09.265	15:58:45.391	9:36.126	9:36.126		

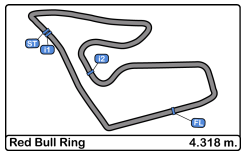
**63** Nicolai Kjaergaard R Carlin Motorsport  
 Dallara F317 Spiess

Nr.	In Day Time	In Time	Out Time	Pit Time	T. Pit Time	Handicap	Penalty
1	15:48:43.419	15:48:43.419	15:55:22.281	6:38.862	6:38.862		
2	16:01:21.028	16:01:21.028	16:02:33.891	1:12.863	7:51.725		
3	16:11:27.622	16:11:27.622	16:12:04.452	36.830	8:28.555		

**99** Rui Andrade R Drivex School  
 Dallara F317 HWA

Nr.	In Day Time	In Time	Out Time	Pit Time	T. Pit Time	Handicap	Penalty
1	15:37:07.833	15:37:07.833	15:38:18.283	1:10.450	1:10.450		
2	15:39:52.280	15:39:52.280	15:40:32.458	40.178	1:50.628		
3	15:42:00.853	15:42:00.853	15:43:44.096	1:43.243	3:33.871		
4	16:00:02.825	16:00:02.825	16:03:25.895	3:23.070	6:56.941		

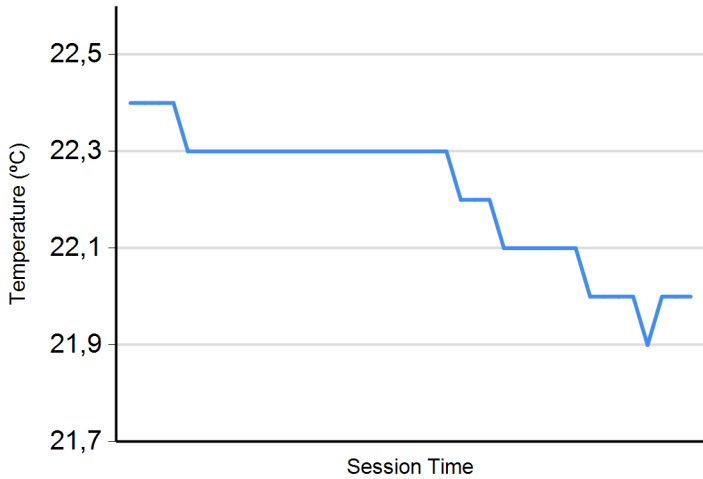




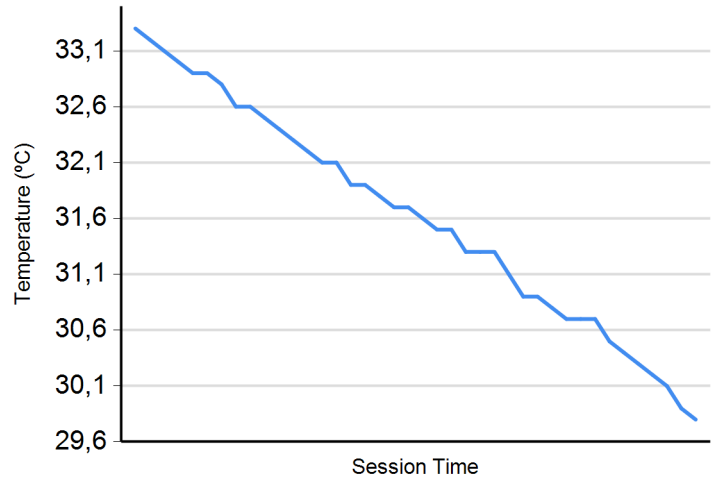
**Red Bull Ring**  
**Euroformula Open**  
**Free Practice - 2**  
**Weather Report**



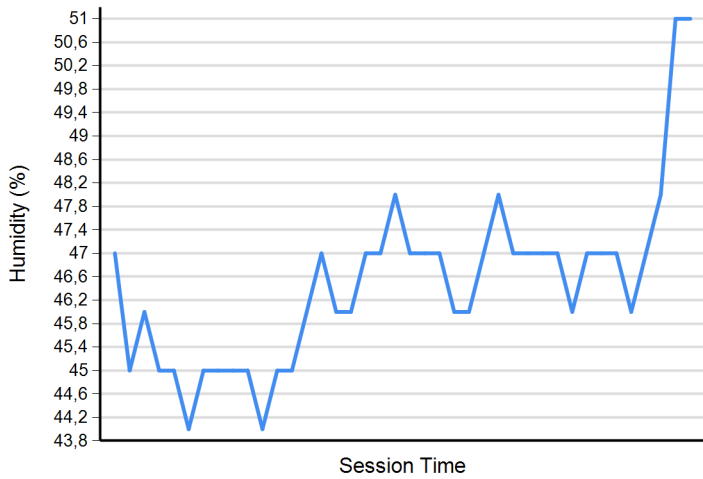
**Air Temperature**



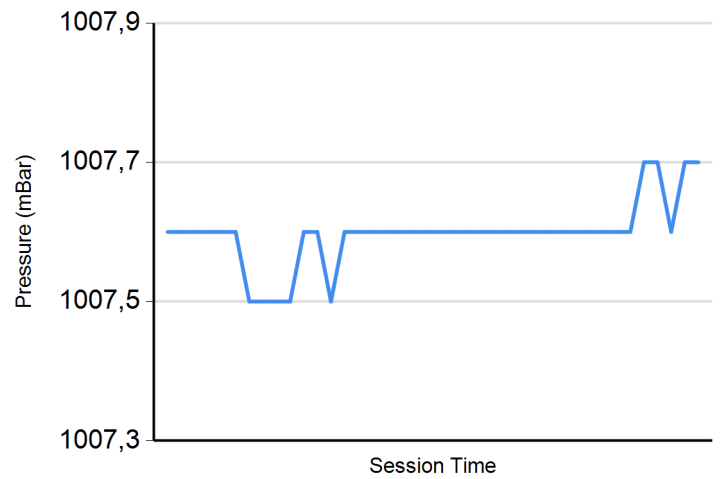
**Track Temperature**



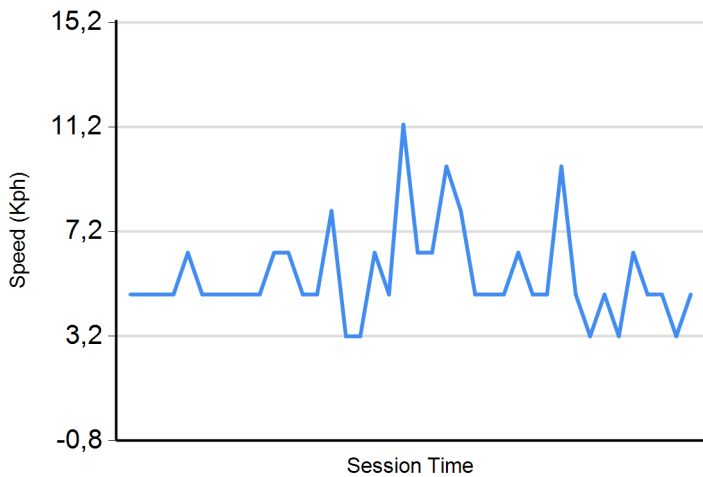
**Humidity**



**Pressure**



**Wind Speed**



**Wind direction**

North = 0°/360° Est = 90° South = 180° West = 270°

