

Red Bull Ring
Euroformula Open
Qualifying - 1
Provisional Results



Clas	Nº	Entrant	Nat	Driver	Nat	Cat	Clas	Chassis - Engine	Team	Laps	Best	Time	Gap	Interval	Km/h
1	33	Team Motopark	DE	Marino Sato	JPN			Dallara F317 Spiess	Team Motopark	15	13	1:23.964			185.1
2	18	Team Motopark	DE	Julian Hanses	DE			Dallara F317 Spiess	Team Motopark	15	12	1:24.060	0.096	0.096	184.9
3	12	Carlin Motorsport	GB	Christian Hahn	BR			Dallara F317 Spiess	Carlin Motorsport	15	14	1:24.287	0.323	0.227	184.4
4	31	Carlin Motorsport	GB	Billy Monger	GB	R	1	Dallara F317 Spiess	Carlin Motorsport	15	13	1:24.398	0.434	0.111	184.1
5	21	Fortec Motorsport	GB	Calan Williams	AU			Dallara F317 HWA	Fortec Motorsport	15	13	1:24.412	0.448	0.014	184.1
6	63	Carlin Motorsport	GB	Nicolai Kjaergaard	DN	R	2	Dallara F317 Spiess	Carlin Motorsport	15	13	1:24.516	0.552	0.104	183.9
7	7	Double R	GB	Jack Doohan	AU	R	3	Dallara F317 HWA	Double R	15	12	1:24.596	0.632	0.080	183.7
8	1	RP Motorsport	ITA	Javier Gonzalez	ME	R	4	Dallara F317 Spiess	RP Motorsport	15	14	1:24.691	0.727	0.095	183.5
9	26	Double R	GB	Linus Lundqvist	SW	R	5	Dallara F317 HWA	Double R	16	15	1:24.717	0.753	0.026	183.4
10	8	Teo Martin Motorsport	ESP	Lukas Dunner	AUT			Dallara F317 HWA	Teo Martin Motorsport	16	11	1:24.914	0.950	0.197	183.0
11	25	Team Motopark	DE	Cameron Das	US			Dallara F317 Spiess	Team Motopark	15	13	1:24.932	0.968	0.018	183.0
12	3	RP Motorsport	ITA	Pierre Louis Chovet	FRA	R	6	Dallara F317 Spiess	RP Motorsport	15	14	1:25.281	1.317	0.349	182.2
13	51	Teo Martin Motorsport	ESP	Aldo Festante	ITA			Dallara F317 HWA	Teo Martin Motorsport	16	13	1:25.306	1.342	0.025	182.2
14	99	Drivex School	ESP	Rui Andrade	AG	R	7	Dallara F317 HWA	Drivex School	16	13	1:25.794	1.830	0.488	181.1

CAR 3 TIME 1:29.458 DELETED TRACK LIMITS AT T 1 - TIME 1.25.784 DELETED TRACK LIMITS AT T9 - TIME 1.25.279 DELETED TRACK LIMITS AT T9 - TIME 1.25.194 DELETED TRACK LIMITS AT T9

CAR 18 TIME 1:31.165 DELETED TRACK LIMITS AT T 9

CAR 7 TIME 1:26.256 DELETED TRACK LIMITS AT T 1 - TIME 1:25.838 DELETED TRACK LIMITS AT T 1 - TIME 1.25.251 DELETED TRACK LIMITS AT T9

CAR 33 TIME 1:25.375 DELETED TRACK LIMITS AT T 1 - TIME 1.23.957 DELETED TRACK LIMITS AT T9 - TIME 1.24.254 DELETED TRACK LIMITS AT T9

CAR 21 TIME 1:26.149 DELETED TRACK LIMITS AT T 1

CAR 8 TIME 1:25.380 DELETED TRACK LIMITS AT T 9

CAR 51 TIME 1.25.907 DELETED TRACK LIMITS AT T9

CAR 26 TIME 1.25.388 DELETED TRACK LIMITS AT T9

CAR 63 TIME 1.24.671 DELETED TRACK LIMITS AT T9

CAR 99 TIME 1.26.255 DELETED TRACK LIMITS AT T9

CAR 51 TIME 1.25.251 DELETED TRACK LIMITS AT T9

CAR 25 TIME 1.24.868 DELETED TRACK LIMITS AT T9

CAR 31 TIME 1.24.322 DELETED TRACK LIMITS AT T9

CAR 99 TIME 1.25.483 DELETED TRACK LIMITS AT T9

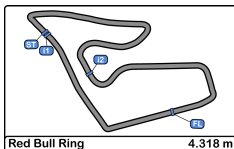
CAR 51 AND 3 AND 8 AND 99 BEST TIME DELETED TRACK LIMITS IMPROVING REPETEADTYCK LIMITS AT T9

Published at:.....

Track Temp: 22.8 °C Air Temp: 17.0 °C Humidity: 69 % Track Status: WET

Stewards:	Race Director:	Timekeeper:
------------------	-----------------------	--------------------





Red Bull Ring
Euroformula Open
Qualifying - 1
Provisional Results by Class



Clas	Nº	Entrant	Nat	Driver	Nat	Cat	Clas	Chassis - Engine	Team	Laps	Best	Time	Gap	Interval	Km/h
1	33	Team Motopark	DEU	Marino Sato	JPN			Dallara F317 Spiess	Team Motopark	15	13	1:23.964			185.1
2	18	Team Motopark	DEU	Julian Hanses	DEU			Dallara F317 Spiess	Team Motopark	15	12	1:24.060	0.096	0.096	184.9
3	12	Carlin Motorsport	GBR	Christian Hahn	BRA			Dallara F317 Spiess	Carlin Motorsport	15	14	1:24.287	0.323	0.227	184.4
4	21	Fortec Motorsport	GBR	Calan Williams	AUS			Dallara F317 HWA	Fortec Motorsport	15	13	1:24.412	0.448	0.125	184.1
5	8	Teo Martin	ESP	Lukas Dunner	AUT			Dallara F317 HWA	Teo Martin	16	11	1:24.914	0.950	0.502	183.0
6	25	Team Motopark	DEU	Cameron Das	USA			Dallara F317 Spiess	Team Motopark	15	13	1:24.932	0.968	0.018	183.0
7	51	Teo Martin	ESP	Aldo Festante	ITA			Dallara F317 HWA	Teo Martin	16	13	1:25.306	1.342	0.374	182.2
Rookie															
1	31	Carlin Motorsport	GBR	Billy Monger	GBR	R	1	Dallara F317 Spiess	Carlin Motorsport	15	13	1:24.398			184.1
2	63	Carlin Motorsport	GBR	Nicolai Kjaergaard	DNK	R	2	Dallara F317 Spiess	Carlin Motorsport	15	13	1:24.516	0.118	0.118	183.9
3	7	Double R	GBR	Jack Doohan	AUS	R	3	Dallara F317 HWA	Double R	15	12	1:24.596	0.198	0.080	183.7
4	1	RP Motorsport	ITA	Javier Gonzalez	MEX	R	4	Dallara F317 Spiess	RP Motorsport	15	14	1:24.691	0.293	0.095	183.5
5	26	Double R	GBR	Linus Lundqvist	SWE	R	5	Dallara F317 HWA	Double R	16	15	1:24.717	0.319	0.026	183.4
6	3	RP Motorsport	ITA	Pierre Louis Chovet	FRA	R	6	Dallara F317 Spiess	RP Motorsport	15	14	1:25.281	0.883	0.564	182.2
7	99	Drivex School	ESP	Rui Andrade	AGO	R	7	Dallara F317 HWA	Drivex School	16	13	1:25.794	1.396	0.513	181.1

Published at:.....

Track Temp: 22.8 °C Air Temp: 17.0 °C Humidity: 69 % Track Status: WET

Stewards:	Race Director:	Timekeeper: 
------------------	-----------------------	--





Red Bull Ring
Euroformula Open
Qualifying - 1
Lap Analysis



1							8								
Javier Gonzalez							Lukas Dunner								
Dallara F317 Spiess							Dallara F317 HWA								
R							Teo Martin Motorsport								
RP Motorsport															
Lap	D	Time	Sector 1	Sector 2	Sector 3	T. Spd	Elapsed	Lap	D	Time	Sector 1	Sector 2	Sector 3	T. Spd	Elapsed
1		9:24:47.406	9:23:36.895	42.490	28.021	185.8	9:24:47.406	1		9:25:12.478	9:23:52.830	48.476	31.172	162.4	9:25:12.478
2		1:29.795	23.619	40.221	25.955	213.8	9:26:17.201	2		1:35.543	24.964	44.222	26.357	170.8	9:26:48.021
3		1:28.122	22.501	40.101	25.520	219.9	9:27:45.323	3		1:26.339	22.507	38.656	25.176	218.1	9:28:14.360
4		1:25.935	22.347	38.511	25.077	219.5	9:29:11.258	4		1:25.904	22.347	38.582	24.975	219.9	9:29:40.264
5		1:25.959	22.298	38.559	25.102	219.9	9:30:37.217	5		1:25.829	22.301	38.479	25.049	220.4	9:31:06.093
6		1:31.358 P	22.254	38.510	30.594	219.9	9:32:08.575	6		1:25.380	22.043	38.456	24.881	222.6	9:32:31.473
7		6:21.096	5:09.371	44.440	27.285	188.4	9:38:29.671	7		1:34.972 P	22.070	39.322	33.580	222.2	9:34:06.445
8		1:28.268	23.167	39.503	25.598	216.0	9:39:57.939	8		4:28.297	3:07.557	51.362	29.378	183.3	9:38:34.742
9		1:25.392	22.205	38.443	24.744	220.8	9:41:23.331	9		1:29.859	23.490	40.528	25.841	193.8	9:40:04.601
10		1:24.789	22.118	38.084	24.587	220.8	9:42:48.120	10		1:25.260	22.177	38.376	24.707	221.3	9:41:29.861
11		1:24.932	22.050	38.206	24.676	221.3	9:44:13.052	11		1:24.914	22.016	38.255	24.643	221.7	9:42:54.775
12		1:24.839	22.138	38.072	24.629	220.8	9:45:37.891	12		1:26.373	22.089	38.084	26.200	221.7	9:44:21.148
13		1:24.874	22.099	38.000	24.775	221.7	9:47:02.765	13		1:25.006	22.103	38.150	24.753	221.7	9:45:46.154
14		1:24.691	22.096	37.976	24.619	222.6	9:48:27.456	14		1:24.683	22.012	37.998	24.673	222.2	9:47:10.837
15		1:44.056 P	24.567	42.272	37.217	178.8	9:50:11.512	15		1:24.922	22.278	38.112	24.532	221.7	9:48:35.759

3							12								
Pierre Louis Chovet							Christian Hahn								
Dallara F317 Spiess							Dallara F317 Spiess								
R							Carlin Motorsport								
RP Motorsport															
Lap	D	Time	Sector 1	Sector 2	Sector 3	T. Spd	Elapsed	Lap	D	Time	Sector 1	Sector 2	Sector 3	T. Spd	Elapsed
1		9:24:49.752	9:23:37.929	42.100	29.723	211.7	9:24:49.752	1		9:24:59.034	9:23:46.043	44.347	28.644	197.8	9:24:59.034
2		1:29.458	23.183	40.278	25.997	217.7	9:26:19.210	2		1:33.238	23.771	41.817	27.650	216.0	9:26:32.272
3		1:27.612	22.555	38.856	26.201	220.4	9:27:46.822	3		1:38.774	24.323	44.000	30.451	206.5	9:28:11.046
4		1:26.011	22.301	38.652	25.058	221.7	9:29:12.833	4		1:26.934	22.850	38.753	25.331	219.0	9:29:37.980
5		1:35.802 P	22.267	38.682	34.853	221.7	9:30:48.635	5		1:27.161	22.213	39.051	25.897	219.9	9:31:05.141
6		6:38.021	5:31.081	40.878	26.062	211.7	9:37:26.656	6		1:25.136	22.084	38.303	24.749	221.3	9:32:30.277
7		1:27.477	22.779	39.273	25.425	218.1	9:38:54.133	7		1:33.765 P	22.172	38.233	33.360	219.9	9:34:04.042
8		1:25.784	22.337	38.481	24.966	219.9	9:40:19.917	8		4:29.665	3:20.715	41.600	27.350	204.9	9:38:33.707
9		1:25.279	22.147	38.332	24.800	220.8	9:41:45.196	9		1:28.698	22.935	39.804	25.959	219.0	9:40:02.405
10		1:26.951	22.080	39.770	25.101	220.8	9:43:12.147	10		1:26.057	22.407	38.710	24.940	219.5	9:41:28.462
11		1:25.360	22.248	38.372	24.740	220.4	9:44:37.507	11		1:24.548	22.060	38.097	24.391	219.9	9:42:53.010
12		1:25.194	22.081	38.402	24.711	221.3	9:46:02.701	12		1:25.865	22.117	38.315	25.433	220.4	9:44:18.875
13		1:24.771	22.034	38.070	24.667	222.2	9:47:27.472	13		1:24.538	22.039	38.116	24.383	220.8	9:45:43.413
14		1:25.281	21.988	38.581	24.712	221.7	9:48:52.753	14		1:24.287	21.995	37.993	24.299	221.7	9:47:07.700
15		1:39.122 P	23.187	40.635	35.300	216.4	9:50:31.875	15		1:39.150 P	24.497	41.138	33.515	74.3	9:48:46.850

7							18								
Jack Doohan							Julian Hanses								
Dallara F317 HWA							Dallara F317 Spiess								
R							Team Motopark								
Double R															
Lap	D	Time	Sector 1	Sector 2	Sector 3	T. Spd	Elapsed	Lap	D	Time	Sector 1	Sector 2	Sector 3	T. Spd	Elapsed
1		9:24:41.958	9:23:31.588	43.115	27.255	203.0	9:24:41.958	1		9:25:30.477	9:24:17.795	44.398	28.284	195.6	9:25:30.477
2		1:29.491	23.675	40.082	25.734	213.0	9:26:11.449	2		1:31.165	23.989	41.363	25.813	208.0	9:27:01.642
3		1:27.202	22.565	39.353	25.284	214.2	9:27:38.651	3		1:25.901	22.316	38.628	24.957	219.5	9:28:27.543
4		1:26.256	22.478	38.828	24.950	214.7	9:29:04.907	4		1:25.762	22.137	38.521	25.104	220.8	9:29:53.305
5		1:25.838	22.315	38.625	24.898	216.0	9:30:30.745	5		1:24.942	22.287	38.158	24.497	218.6	9:31:18.247
6		1:33.807 P	22.325	38.688	32.794	216.4	9:32:04.552	6		1:32.903 P	22.135	38.420	32.348	219.5	9:32:51.150
7		5:36.710	4:27.402	42.236	27.072	201.8	9:37:41.262	7		6:13.758	5:01.933	43.191	28.634	200.7	9:39:04.908
8		1:28.882	23.193	40.556	25.133	216.0	9:39:10.144	8		1:29.999	23.963	40.333	25.703	211.7	9:40:34.907
9		1:25.251	22.225	38.405	24.621	217.7	9:40:35.395	9		1:29.152	23.213	39.568	26.371	205.3	9:42:04.059
10		1:25.431	22.246	38.421	24.764	219.9	9:42:00.826	10		1:32.454	23.351	41.313	27.790	176.4	9:43:36.513
11		1:24.773	22.174	38.178	24.421	219.5	9:43:25.599	11		1:24.857	22.119	38.151	24.587	219.9	9:45:01.370
12		1:24.596	22.072	38.072	24.452	219.0	9:44:50.195	12		1:24.060	21.929	37.936	24.195	220.8	9:46:25.430
13		1:24.829	22.126	38.011	24.692	218.6	9:46:15.024	13		1:24.814	21.911	38.085	24.818	221.7	9:47:50.244
14		1:24.684	22.083	38.139	24.462	219.0	9:47:39.708	14		1:24.174	21.986	37.865	24.323	220.8	9:49:14.418
15		1:33.385 P	22.174	38.214	32.997	219.0	9:49:13.093	15		2:01.755 P	22.872	44.469	54.414	202.6	9:51:16.173





Red Bull Ring
Euroformula Open
Qualifying - 1
Lap Analysis



21

Calan Williams

Dallara F317 HWA **31**

Billy Monger

Dallara F317 Spiess

Fortec Motorsport

R

Carlin Motorsport

Lap D	Time	Sector 1	Sector 2	Sector 3	T. Spd	Elapsed	Lap D	Time	Sector 1	Sector 2	Sector 3	T. Spd	Elapsed
1	9:24:53.528	9:23:40.715	41.517	31.296	200.0	9:24:53.528	1	9:24:55.484	9:23:43.482	43.375	28.627	198.5	9:24:55.484
2	1:31.733	22.871	39.020	29.842	214.2	9:26:25.261	2	1:30.436	23.434	40.446	26.556	217.7	9:26:25.920
3	1:29.911	24.048	40.469	25.394	216.8	9:27:55.172	3	1:30.953	22.359	42.010	26.584	219.9	9:27:56.873
4	1:26.149	22.639	38.517	24.993	214.7	9:29:21.321	4	1:31.090	22.114	42.410	26.566	220.8	9:29:27.963
5	1:26.066	22.519	38.474	25.073	216.0	9:30:47.387	5	1:25.305	22.065	38.424	24.816	222.2	9:30:53.268
6	1:25.550	22.517	38.280	24.753	215.5	9:32:12.937	6	1:37.876 P	22.518	40.778	34.580	213.0	9:32:31.144
7	1:37.760 P	22.540	38.578	36.642	215.5	9:33:50.697	7	5:29.039	4:16.719	44.235	28.085	188.8	9:38:00.183
8	6:24.672	5:18.134	40.574	25.964	209.3	9:40:15.369	8	1:33.725	24.090	41.946	27.689	216.4	9:39:33.908
9	1:25.805	22.575	38.362	24.868	216.4	9:41:41.174	9	1:42.447	27.973	45.771	28.703	150.8	9:41:16.355
10	1:25.160	22.282	38.278	24.600	216.8	9:43:06.334	10	1:29.759	22.108	41.721	25.930	221.7	9:42:46.114
11	1:24.819	22.233	38.056	24.530	217.7	9:44:31.153	11	1:28.713	23.917	39.428	25.368	170.8	9:44:14.827
12	1:24.445	22.121	37.825	24.499	218.1	9:45:55.598	12	1:24.322	21.924	37.951	24.447	222.2	9:45:39.149
13	1:24.412	22.148	37.808	24.456	218.1	9:47:20.010	13	1:24.398	21.780	37.988	24.630	224.0	9:47:03.547
14	1:25.446	22.371	38.255	24.820	217.7	9:48:45.456	14	1:24.578	21.984	38.101	24.493	225.0	9:48:28.125
15	1:38.298 P	23.275	39.090	35.933	216.4	9:50:23.754	15	1:45.033 P	24.389	42.405	38.239	174.1	9:50:13.158

25

Cameron Das

Dallara F317 Spiess **33**

Marino Sato

Dallara F317 Spiess

Team Motopark

Team Motopark

Lap D	Time	Sector 1	Sector 2	Sector 3	T. Spd	Elapsed	Lap D	Time	Sector 1	Sector 2	Sector 3	T. Spd	Elapsed
1	9:25:31.499	9:24:19.476	43.823	28.200	194.5	9:25:31.499	1	9:25:29.562	9:24:16.431	44.749	28.382	174.1	9:25:29.562
2	1:32.755	25.091	41.400	26.264	201.4	9:27:04.254	2	1:30.754	23.633	41.195	25.926	216.4	9:27:00.316
3	1:29.568	23.004	40.123	26.441	218.1	9:28:33.822	3	1:25.879	22.437	38.521	24.921	219.5	9:28:26.195
4	1:26.819	22.450	39.321	25.048	218.6	9:30:00.641	4	1:25.375	22.078	38.558	24.739	220.4	9:29:51.570
5	1:25.935	22.275	38.472	25.188	219.5	9:31:26.576	5	1:31.671	27.858	38.899	24.914	213.8	9:31:23.241
6	1:34.672 P	22.324	38.459	33.889	219.9	9:33:01.248	6	1:33.906 P	22.156	38.164	33.586	220.8	9:32:57.147
7	6:07.249	4:55.204	43.626	28.419	201.1	9:39:08.497	7	6:06.926	4:53.076	45.442	28.408	171.1	9:39:04.073
8	1:35.891	24.603	44.021	27.267	210.1	9:40:44.388	8	1:30.031	23.481	40.561	25.989	218.1	9:40:34.104
9	1:32.981	24.956	41.050	26.975	175.8	9:42:17.369	9	1:25.506	22.458	38.410	24.638	220.4	9:41:59.610
10	1:25.155	22.166	38.236	24.753	220.4	9:43:42.524	10	1:24.254	22.030	37.871	24.353	220.8	9:43:23.864
11	1:24.868	22.122	38.061	24.685	220.8	9:45:07.392	11	1:23.957	21.959	37.783	24.215	221.3	9:44:47.821
12	1:24.948	22.182	37.997	24.769	220.8	9:46:32.340	12	1:23.977	21.893	37.729	24.355	222.6	9:46:11.798
13	1:24.932	22.177	38.049	24.706	221.3	9:47:57.272	13	1:23.964	21.884	37.706	24.374	223.6	9:47:35.762
14	1:25.016	22.213	37.988	24.815	220.8	9:49:22.288	14	1:24.299	22.005	37.740	24.554	222.6	9:49:00.061
15	1:56.697 P	24.003	41.851	50.843	200.3	9:51:18.985	15	2:10.575 P	28.553	50.820	51.202	146.7	9:51:10.636

26

Linus Lundqvist

Dallara F317 HWA **51**

Aldo Festante

Dallara F317 HWA

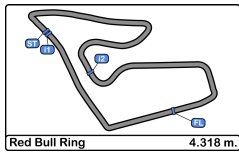
R

Double R

Teo Martin Motorsport

Lap D	Time	Sector 1	Sector 2	Sector 3	T. Spd	Elapsed	Lap D	Time	Sector 1	Sector 2	Sector 3	T. Spd	Elapsed
1	9:24:45.841	9:23:35.841	42.395	27.605	206.1	9:24:45.841	1	9:25:03.615	9:23:50.603	43.615	29.397	188.8	9:25:03.615
2	1:29.469	23.365	40.450	25.654	213.4	9:26:15.310	2	1:28.795	22.952	39.411	26.432	217.3	9:26:32.410
3	1:51.380	22.570	1:00.884	27.926	216.0	9:28:06.690	3	1:27.724	22.799	39.400	25.525	217.7	9:28:00.134
4	1:25.989	22.478	38.375	25.136	217.3	9:29:32.679	4	1:26.190	22.395	38.643	25.152	219.0	9:29:26.324
5	1:25.740	22.344	38.374	25.022	217.7	9:30:58.419	5	1:43.642 P	22.641	46.819	34.182	218.1	9:31:09.966
6	1:25.678	22.263	38.434	24.981	219.5	9:32:24.097	6	4:21.167	3:11.221	42.314	27.632	209.7	9:35:31.133
7	1:38.620 P	23.442	39.925	35.253	212.5	9:34:02.717	7	1:29.386	23.388	40.019	25.979	216.4	9:37:00.519
8	3:41.912	2:30.481	43.254	28.177	199.6	9:37:44.629	8	1:26.778	22.509	38.849	25.420	218.6	9:38:27.297
9	1:28.225	23.006	40.061	25.158	216.4	9:39:12.854	9	1:25.907	22.410	38.475	25.022	218.6	9:39:53.204
10	1:25.338	22.256	38.341	24.741	218.6	9:40:38.192	10	1:25.506	22.220	38.331	24.955	219.5	9:41:18.710
11	1:24.808	22.210	38.100	24.498	219.0	9:42:03.000	11	1:25.254	22.127	38.186	24.938	220.4	9:42:43.961
12	1:25.391	22.122	38.390	24.879	218.1	9:43:28.391	12	1:25.551	22.140	38.249	25.162	220.4	9:44:09.512
13	1:25.047	22.147	38.241	24.659	218.6	9:44:53.438	13	1:25.306	22.068	38.283	24.955	220.8	9:45:34.818
14	1:24.836	22.245	38.072	24.519	218.6	9:46:18.274	14	1:26.023	22.039	38.795	25.189	221.7	9:47:00.841
15	1:24.717	22.138	38.103	24.476	219.0	9:47:42.991	15	1:25.302	22.105	38.338	24.859	220.8	9:48:26.143
16	1:36.226 P	22.288	38.234	35.704	219.0	9:49:19.217	16	1:41.091 P	22.259	41.468	37.364	219.9	9:50:07.234





Red Bull Ring
Euroformula Open
Qualifying - 1
Lap Analysis



63

Nicolai Kjaergaard

Dallara F317 Spiess

R

Carlin Motorsport

Lap	D	Time	Sector 1	Sector 2	Sector 3	T. Spd	Elapsed
1		9:24:59.972	9:23:47.614	44.491	27.867	185.8	9:24:59.972
2		1:32.976	23.800	41.758	27.418	215.5	9:26:32.948
3		1:35.608	24.421	44.286	26.901	193.5	9:28:08.556
4		1:26.309	22.367	39.198	24.744	219.5	9:29:34.865
5		1:27.964	22.243	40.524	25.197	220.4	9:31:02.829
6		1:34.198 P	22.281	38.690	33.227	219.9	9:32:37.027
7		5:09.255	3:59.731	42.640	26.884	199.6	9:37:46.282
8		1:28.769	22.990	40.428	25.351	207.2	9:39:15.051
9		1:25.481	22.153	38.571	24.757	220.4	9:40:40.532
10		1:24.674	22.067	38.220	24.384	222.2	9:42:05.203
11		1:24.862	22.074	38.260	24.528	222.2	9:43:30.065
12		1:24.739	22.114	38.057	24.568	221.7	9:44:54.804
13		1:24.516	22.054	37.971	24.491	222.2	9:46:19.320
14		1:26.073	21.941	38.012	26.120	223.6	9:47:45.393
15		1:40.096 P	22.597	40.231	37.268	220.8	9:49:25.489

99

Rui Andrade

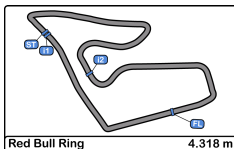
Dallara F317 HWA

R

Drivex School

Lap	D	Time	Sector 1	Sector 2	Sector 3	T. Spd	Elapsed
1		9:25:02.401	9:23:49.426	44.242	28.733	179.7	9:25:02.401
2		1:31.665	24.491	40.280	26.894	192.5	9:26:34.066
3		1:29.026	22.792	40.091	26.143	221.3	9:28:03.092
4		1:27.403	22.590	39.166	25.647	219.0	9:29:30.495
5		1:26.782	22.374	38.972	25.436	219.5	9:30:57.277
6		1:26.375	22.379	38.876	25.120	219.0	9:32:23.652
7		1:33.298 P	22.760	39.138	31.400	217.3	9:33:56.950
8		4:21.382	3:10.449	43.136	27.797	179.7	9:38:18.332
9		1:28.932	23.448	39.848	25.636	198.5	9:39:47.264
10		1:27.271	22.610	39.238	25.423	218.1	9:41:14.535
11		1:26.255	22.396	38.852	25.007	218.6	9:42:40.790
12		1:26.020	22.400	38.727	24.893	219.0	9:44:06.810
13		1:25.794	22.227	38.630	24.937	219.9	9:45:32.604
14		1:25.483	22.302	38.473	24.708	219.9	9:46:58.087
15		1:25.132	22.244	38.299	24.589	219.9	9:48:23.219
16		1:41.272 P	24.134	41.593	35.545	205.3	9:50:04.491



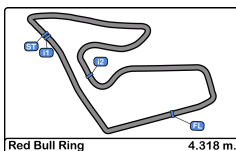


Red Bull Ring
Euroformula Open
Qualifying - 1
Best Sectors Results



Sector - 1				Sector - 2				Sector - 3				Ideal Lap vs Best Lap				
Clas	Nº	Driver	Time	Nº	Driver	Time	Nº	Driver	Time	Clas	Nº	Driver	Ideal Lap	Best Lap	Clas	
1	31	Billy Monger	21.780	33	Marino Sato	37.706	18	Julian Hanses	24.195	1	33	Marino Sato	1:23.805	1:23.964	1	
2	33	Marino Sato	21.884	21	Calan Williams	37.808	33	Marino Sato	24.215	2	18	Julian Hanses	1:23.971	1:24.060	2	
3	18	Julian Hanses	21.911	18	Julian Hanses	37.865	12	Christian Hahn	24.299	3	31	Billy Monger	1:24.178	1:24.398	4	
4	63	Nicolai Kjaergaard	21.941	31	Billy Monger	37.951	63	Nicolai Kjaergaard	24.384	4	12	Christian Hahn	1:24.287	1:24.287	3	
5	3	Pierre Louis Chovet	21.988	63	Nicolai Kjaergaard	37.971	7	Jack Doohan	24.421	5	63	Nicolai Kjaergaard	1:24.296	1:24.516	6	
6	12	Christian Hahn	21.995	1	Javier Gonzalez	37.976	31	Billy Monger	24.447	6	21	Calan Williams	1:24.385	1:24.412	5	
7	8	Lukas Dunner	22.012	25	Cameron Das	37.988	21	Calan Williams	24.456	7	7	Jack Doohan	1:24.504	1:24.596	7	
8	51	Aldo Festante	22.039	12	Christian Hahn	37.993	26	Linus Lundqvist	24.476	8	8	Lukas Dunner	1:24.542	1:24.914	10	
9	1	Javier Gonzalez	22.050	8	Lukas Dunner	37.998	8	Lukas Dunner	24.532	9	1	Javier Gonzalez	1:24.613	1:24.691	8	
10	7	Jack Doohan	22.072	7	Jack Doohan	38.011	1	Javier Gonzalez	24.587	10	26	Linus Lundqvist	1:24.670	1:24.717	9	
11	21	Calan Williams	22.121	3	Pierre Louis Chovet	38.070	99	Rui Andrade	24.589	11	3	Pierre Louis Chovet	1:24.725	1:25.281	12	
12	26	Linus Lundqvist	22.122	26	Linus Lundqvist	38.072	3	Pierre Louis Chovet	24.667	12	25	Cameron Das	1:24.795	1:24.932	11	
13	25	Cameron Das	22.122	51	Aldo Festante	38.186	25	Cameron Das	24.685	13	51	Aldo Festante	1:25.084	1:25.306	13	
14	99	Rui Andrade	22.227	99	Rui Andrade	38.299	51	Aldo Festante	24.859	14	99	Rui Andrade	1:25.115	1:25.794	14	



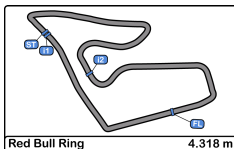


Red Bull Ring
Euroformula Open
Qualifying - 1
Best 5 Lap Times



Cls	Nº	Entrant	Nat	Driver	Nat	Cat	Cls	Chassis - Engine	Team	Best 1		Best 2		Best 3		Best 4		Best 5	
										Time	Lap	Time	Lap	Time	Lap	Time	Lap	Time	Lap
1	33	Team Motopark	DEU	Marino Sato	JPN			Dallara F317 Spiess	Team Motopark	1:23.964	13	1:23.977	12	1:24.299	14	1:25.506	9	1:25.879	3
2	18	Team Motopark	DEU	Julian Hanses	DEU			Dallara F317 Spiess	Team Motopark	1:24.060	12	1:24.174	14	1:24.814	13	1:24.857	11	1:24.942	5
3	12	Carlin Motorsport	GBR	Christian Hahn	BRA			Dallara F317 Spiess	Carlin Motorsport	1:24.287	14	1:24.538	13	1:24.548	11	1:25.136	6	1:25.865	12
4	31	Carlin Motorsport	GBR	Billy Monger	GBR	R	1	Dallara F317 Spiess	Carlin Motorsport	1:24.398	13	1:24.578	14	1:25.305	5	1:28.713	11	1:29.759	10
5	21	Fortec Motorsport	GBR	Calan Williams	AUS			Dallara F317 HWA	Fortec Motorsport	1:24.412	13	1:24.445	12	1:24.819	11	1:25.160	10	1:25.446	14
6	63	Carlin Motorsport	GBR	Nicolai Kjaergaard	DNK	R	2	Dallara F317 Spiess	Carlin Motorsport	1:24.516	13	1:24.739	12	1:24.862	11	1:25.481	9	1:26.073	14
7	7	Double R	GBR	Jack Doohan	AUS	R	3	Dallara F317 HWA	Double R	1:24.596	12	1:24.684	14	1:24.773	11	1:24.829	13	1:25.251	9
8	1	RP Motorsport	ITA	Javier Gonzalez	MEX	R	4	Dallara F317 Spiess	RP Motorsport	1:24.691	14	1:24.789	10	1:24.839	12	1:24.874	13	1:24.932	11
9	26	Double R	GBR	Linus Lundqvist	SWE	R	5	Dallara F317 HWA	Double R	1:24.717	15	1:24.808	11	1:24.836	14	1:25.047	13	1:25.391	12
10	8	Teo Martin Motorsport	ESP	Lukas Dunner	AUT			Dallara F317 HWA	Teo Martin Motorsport	1:24.914	11	1:24.922	15	1:25.006	13	1:25.260	10	1:25.829	5
11	25	Team Motopark	DEU	Cameron Das	USA			Dallara F317 Spiess	Team Motopark	1:24.932	13	1:24.948	12	1:25.016	14	1:25.155	10	1:25.935	5
12	3	RP Motorsport	ITA	Pierre Louis Chovet	FRA	R	6	Dallara F317 Spiess	RP Motorsport	1:25.281	14	1:25.360	11	1:26.011	4	1:26.951	10	1:27.477	7
13	51	Teo Martin Motorsport	ESP	Aldo Festante	ITA			Dallara F317 HWA	Teo Martin Motorsport	1:25.306	13	1:25.506	10	1:25.551	12	1:26.023	14	1:26.190	4
14	99	Drivex School	ESP	Rui Andrade	AGO	R	7	Dallara F317 HWA	Drivex School	1:25.794	13	1:26.020	12	1:26.375	6	1:26.782	5	1:27.271	10



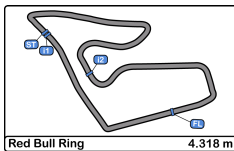


Red Bull Ring
Euroformula Open
Qualifying - 1
Best 5 Top Speeds



Cls	Nº	Entrant	Nat	Driver	Nat	Cat	Cls	Chassis - Engine	Team	Top 1		Top 2		Top 3		Top 4		Top 5		Avg
										Km/h	Lap	Km/h	Lap	Km/h	Lap	Km/h	Lap	Km/h	Lap	
1	31	Carlin Motorsport	GBR	Billy Monger	GBR	R	1	Dallara F317 Spiess	Carlin Motorsport	225.0	14	224.0	13	222.2	5	222.2	12	221.7	10	223.0
2	33	Team Motopark	DEU	Marino Sato	JPN			Dallara F317 Spiess	Team Motopark	223.6	13	222.6	12	222.6	14	221.3	11	220.8	6	222.2
3	63	Carlin Motorsport	GBR	Nicolai Kjaergaard	DNK	R	2	Dallara F317 Spiess	Carlin Motorsport	223.6	14	222.2	10	222.2	11	222.2	13	221.7	12	222.4
4	1	RP Motorsport	ITA	Javier Gonzalez	MEX	R	3	Dallara F317 Spiess	RP Motorsport	222.6	14	221.7	13	221.3	11	220.8	9	220.8	10	221.4
5	8	Teo Martin Motorsport	ESP	Lukas Dunner	AUT			Dallara F317 HWA	Teo Martin Motorsport	222.6	6	222.2	7	222.2	14	221.7	11	221.7	12	222.1
6	3	RP Motorsport	ITA	Pierre Louis Chovet	FRA	R	4	Dallara F317 Spiess	RP Motorsport	222.2	13	221.7	4	221.7	5	221.7	14	221.3	12	221.7
7	12	Carlin Motorsport	GBR	Christian Hahn	BRA			Dallara F317 Spiess	Carlin Motorsport	221.7	14	221.3	6	220.8	13	220.4	12	219.9	5	220.8
8	18	Team Motopark	DEU	Julian Hanses	DEU			Dallara F317 Spiess	Team Motopark	221.7	13	220.8	4	220.8	12	220.8	14	219.9	11	220.8
9	51	Teo Martin Motorsport	ESP	Aldo Festante	ITA			Dallara F317 HWA	Teo Martin Motorsport	221.7	14	220.8	13	220.8	15	220.4	11	220.4	12	220.8
10	25	Team Motopark	DEU	Cameron Das	USA			Dallara F317 Spiess	Team Motopark	221.3	13	220.8	11	220.8	12	220.8	14	220.4	10	220.8
11	99	Drivex School	ESP	Rui Andrade	AGO	R	5	Dallara F317 HWA	Drivex School	221.3	3	219.9	13	219.9	14	219.9	15	219.5	5	220.1
12	7	Double R	GBR	Jack Doohan	AUS	R	6	Dallara F317 HWA	Double R	219.9	10	219.5	11	219.0	12	219.0	14	219.0	15	219.3
13	26	Double R	GBR	Linus Lundqvist	SWE	R	7	Dallara F317 HWA	Double R	219.5	6	219.0	11	219.0	15	219.0	16	218.6	10	219.0
14	21	Fortec Motorsport	GBR	Calan Williams	AUS			Dallara F317 HWA	Fortec Motorsport	218.1	12	218.1	13	217.7	11	217.7	14	216.8	3	217.7



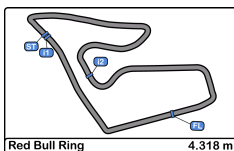


Red Bull Ring
Euroformula Open
Qualifying - 1
Fastest Laps Sequence



Lap	Time of Day	Session Time	Nº	Entrant	Nat	Driver	Nat	Cat	Chassis - Engine	Team	Time	Km/h
2	9:26:11.449	3:11.449	7	Double R	GBR	Jack Doohan	AUS	R	Dallara F317 HWA	Double R	1:29.491	173.7
2	9:26:15.310	3:15.310	26	Double R	GBR	Linus Lundqvist	SWE	R	Dallara F317 HWA	Double R	1:29.469	173.7
2	9:26:32.410	3:32.410	51	Teo Martin Motorsport	ESP	Aldo Festante	ITA		Dallara F317 HWA	Teo Martin Motorsport	1:28.795	175.0
3	9:27:38.651	4:38.651	7	Double R	GBR	Jack Doohan	AUS	R	Dallara F317 HWA	Double R	1:27.202	178.2
3	9:28:14.360	5:14.360	8	Teo Martin Motorsport	ESP	Lukas Dunner	AUT		Dallara F317 HWA	Teo Martin Motorsport	1:26.339	180.0
3	9:28:26.195	5:26.195	33	Team Motopark	DEU	Marino Sato	JPN		Dallara F317 Spiess	Team Motopark	1:25.879	181.0
4	9:29:53.305	6:53.305	18	Team Motopark	DEU	Julian Hanses	DEU		Dallara F317 Spiess	Team Motopark	1:25.762	181.2
5	9:30:53.268	7:53.268	31	Carlin Motorsport	GBR	Billy Monger	GBR	R	Dallara F317 Spiess	Carlin Motorsport	1:25.305	182.2
5	9:31:18.247	8:18.247	18	Team Motopark	DEU	Julian Hanses	DEU		Dallara F317 Spiess	Team Motopark	1:24.942	183.0
11	9:42:03.000	19:03.000	26	Double R	GBR	Linus Lundqvist	SWE	R	Dallara F317 HWA	Double R	1:24.808	183.2
10	9:42:48.120	19:48.120	1	RP Motorsport	ITA	Javier Gonzalez	MEX	R	Dallara F317 Spiess	RP Motorsport	1:24.789	183.3
11	9:42:53.010	19:53.010	12	Carlin Motorsport	GBR	Christian Hahn	BRA		Dallara F317 Spiess	Carlin Motorsport	1:24.548	183.8
13	9:45:43.413	22:43.413	12	Carlin Motorsport	GBR	Christian Hahn	BRA		Dallara F317 Spiess	Carlin Motorsport	1:24.538	183.8
12	9:45:55.598	22:55.598	21	Fortec Motorsport	GBR	Calan Williams	AUS		Dallara F317 HWA	Fortec Motorsport	1:24.445	184.0
12	9:46:11.798	23:11.798	33	Team Motopark	DEU	Marino Sato	JPN		Dallara F317 Spiess	Team Motopark	1:23.977	185.1
13	9:47:35.762	24:35.762	33	Team Motopark	DEU	Marino Sato	JPN		Dallara F317 Spiess	Team Motopark	1:23.964	185.1



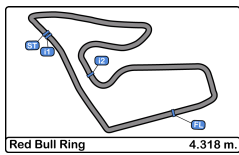


Red Bull Ring
Euroformula Open
Qualifying - 1
Event Best Maximum Speed



Nº	Entrant	Nat	Driver	Nat	Cat	Clas	Chassis - Engine	Team	Km/h	Session
31	Carlin Motorsport		Billy Monger		R	1	Dallara F317 Spiess	Carlin Motorsport	225.0	Qualifying - 1
3	RP Motorsport		Pierre Louis Chovet		R	2	Dallara F317 Spiess	RP Motorsport	224.0	Free Practice - 1
33	Team Motopark		Marino Sato				Dallara F317 Spiess	Team Motopark	223.6	Qualifying - 1
63	Carlin Motorsport		Nicolai Kjaergaard		R	3	Dallara F317 Spiess	Carlin Motorsport	223.6	Qualifying - 1
8	Teo Martin Motorsport		Lukas Dunner				Dallara F317 HWA	Teo Martin Motorsport	222.6	Qualifying - 1
1	RP Motorsport		Javier Gonzalez		R	4	Dallara F317 Spiess	RP Motorsport	222.6	Qualifying - 1
51	Teo Martin Motorsport		Aldo Festante				Dallara F317 HWA	Teo Martin Motorsport	221.7	Qualifying - 1
12	Carlin Motorsport		Christian Hahn				Dallara F317 Spiess	Carlin Motorsport	221.7	Qualifying - 1
18	Team Motopark		Julian Hanses				Dallara F317 Spiess	Team Motopark	221.7	Qualifying - 1
99	Drivex School		Rui Andrade		R	5	Dallara F317 HWA	Drivex School	221.3	Qualifying - 1
25	Team Motopark		Cameron Das				Dallara F317 Spiess	Team Motopark	221.3	Qualifying - 1
7	Double R		Jack Doohan		R	6	Dallara F317 HWA	Double R	219.9	Qualifying - 1
26	Double R		Linus Lundqvist		R	7	Dallara F317 HWA	Double R	219.5	Free Practice - 2
21	Fortec Motorsport		Calan Williams				Dallara F317 HWA	Fortec Motorsport	218.6	Free Practice - 2





Red Bull Ring
Euroformula Open
Qualifying - 1
Pit Stop Analysis



1 Javier Gonzalez R RP Motorsport
Dallara F317 Spiess

Nr.	In Day Time	In Time	Out Time	Pit Time	T. Pit Time	Handicap	Penalty
1	9:32:03.966	9:32:03.966	9:36:54.540	4:50.574	4:50.574		

3 Pierre Louis Chovet R RP Motorsport
Dallara F317 Spiess

Nr.	In Day Time	In Time	Out Time	Pit Time	T. Pit Time	Handicap	Penalty
1	9:30:43.874	9:30:43.874	9:35:56.789	5:12.915	5:12.915		

7 Jack Doohan R Double R
Dallara F317 HWA

Nr.	In Day Time	In Time	Out Time	Pit Time	T. Pit Time	Handicap	Penalty
1	9:31:59.525	9:31:59.525	9:36:06.949	4:07.424	4:07.424		

8 Lukas Dunner Teo Martin Motorsport
Dallara F317 HWA

Nr.	In Day Time	In Time	Out Time	Pit Time	T. Pit Time	Handicap	Penalty
1	9:34:01.769	9:34:01.769	9:36:50.272	2:48.503	2:48.503		

12 Christian Hahn Carlin Motorsport
Dallara F317 Spiess

Nr.	In Day Time	In Time	Out Time	Pit Time	T. Pit Time	Handicap	Penalty
1	9:33:59.062	9:33:59.062	9:37:00.053	3:00.991	3:00.991		

18 Julian Hanses Team Motopark
Dallara F317 Spiess

Nr.	In Day Time	In Time	Out Time	Pit Time	T. Pit Time	Handicap	Penalty
1	9:32:46.016	9:32:46.016	9:37:28.049	4:42.033	4:42.033		

21 Calan Williams Fortec Motorsport
Dallara F317 HWA

Nr.	In Day Time	In Time	Out Time	Pit Time	T. Pit Time	Handicap	Penalty
1	9:33:46.026	9:33:46.026	9:38:44.998	4:58.972	4:58.972		

25 Cameron Das Team Motopark
Dallara F317 Spiess

Nr.	In Day Time	In Time	Out Time	Pit Time	T. Pit Time	Handicap	Penalty
1	9:32:56.286	9:32:56.286	9:37:30.944	4:34.658	4:34.658		

26 Linus Lundqvist R Double R
Dallara F317 HWA

Nr.	In Day Time	In Time	Out Time	Pit Time	T. Pit Time	Handicap	Penalty
1	9:33:57.959	9:33:57.959	9:36:08.498	2:10.539	2:10.539		

31 Billy Monger R Carlin Motorsport
Dallara F317 Spiess

Nr.	In Day Time	In Time	Out Time	Pit Time	T. Pit Time	Handicap	Penalty
1	9:32:26.240	9:32:26.240	9:36:23.187	3:56.947	3:56.947		

33 Marino Sato Team Motopark
Dallara F317 Spiess

Nr.	In Day Time	In Time	Out Time	Pit Time	T. Pit Time	Handicap	Penalty
1	9:32:51.776	9:32:51.776	9:37:22.403	4:30.627	4:30.627		

51 Aldo Festante Teo Martin Motorsport
Dallara F317 HWA

Nr.	In Day Time	In Time	Out Time	Pit Time	T. Pit Time	Handicap	Penalty
1	9:31:05.297	9:31:05.297	9:33:56.208	2:50.911	2:50.911		

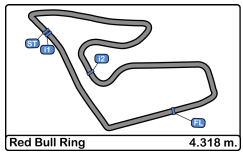
63 Nicolai Kjaergaard R Carlin Motorsport
Dallara F317 Spiess

Nr.	In Day Time	In Time	Out Time	Pit Time	T. Pit Time	Handicap	Penalty
1	9:32:32.256	9:32:32.256	9:36:13.005	3:40.749	3:40.749		

99 Rui Andrade R Drivex School
Dallara F317 HWA

Nr.	In Day Time	In Time	Out Time	Pit Time	T. Pit Time	Handicap	Penalty
1	9:33:52.239	9:33:52.239	9:36:41.630	2:49.391	2:49.391		

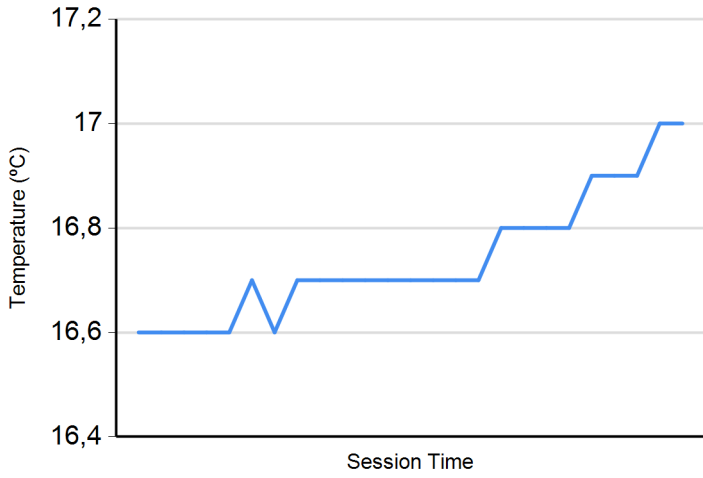




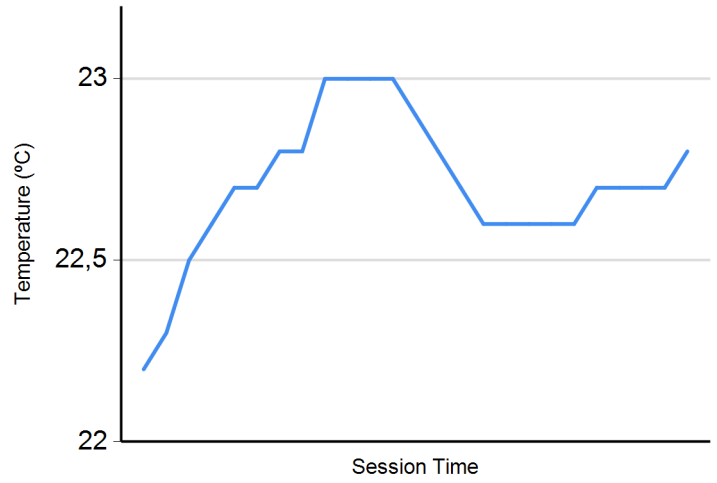
Red Bull Ring
Euroformula Open
Qualifying - 1
Weather Report



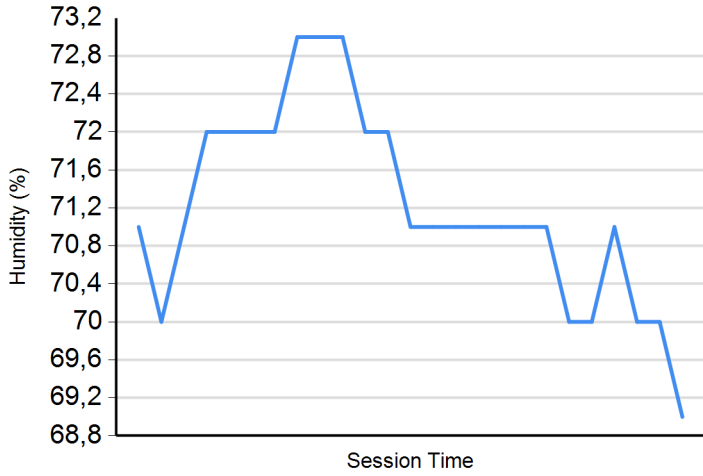
Air Temperature



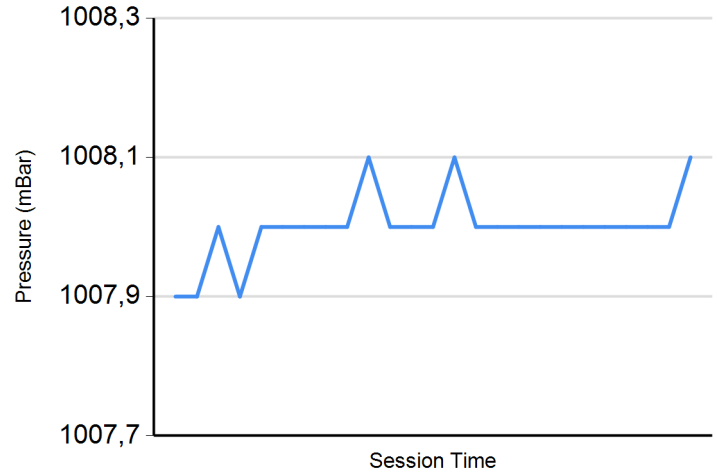
Track Temperature



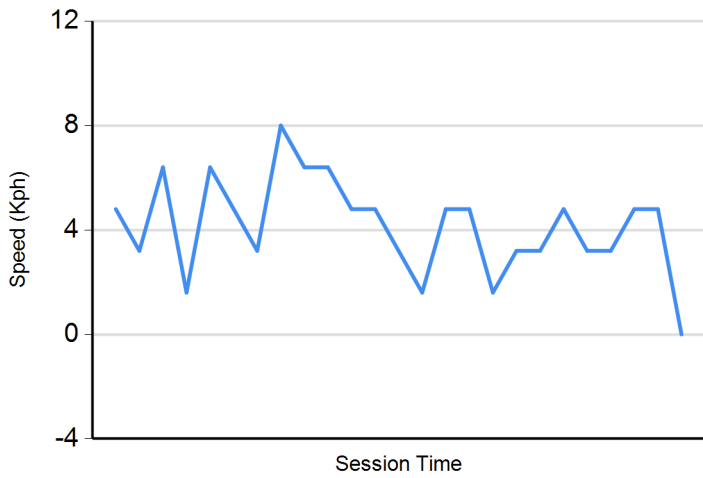
Humidity



Pressure



Wind Speed



Wind direction

North = 0°/360° Est = 90° South = 180° West = 270°

