

Red Bull Ring
Euroformula Open
Qualifying - 2
Provisional Results



Clas	Nº	Entrant	Nat	Driver	Nat	Cat	Clas	Chassis - Engine	Team	Laps	Best	Time	Gap	Interval	Km/h
1	33	Team Motopark	DE	Marino Sato	JPN			Dallara F317 Spiess	Team Motopark	15	14	1:23.743			185.6
2	18	Team Motopark	DE	Julian Hanses	DE			Dallara F317 Spiess	Team Motopark	16	10	1:23.946	0.203	0.203	185.1
3	26	Double R	GB	Linus Lundqvist	SW	R	1	Dallara F317 HWA	Double R	15	10	1:24.263	0.520	0.317	184.4
4	7	Double R	GB	Jack Doohan	AU	R	2	Dallara F317 HWA	Double R	16	15	1:24.437	0.694	0.174	184.0
5	12	Carlin Motorsport	GB	Christian Hahn	BR			Dallara F317 Spiess	Carlin Motorsport	16	6	1:24.722	0.979	0.285	183.4
6	8	Teo Martin Motorsport	ESP	Lukas Dunner	AUT			Dallara F317 HWA	Teo Martin Motorsport	15	14	1:24.778	1.035	0.056	183.3
7	1	RP Motorsport	ITA	Javier Gonzalez	ME	R	3	Dallara F317 Spiess	RP Motorsport	16	15	1:24.814	1.071	0.036	183.2
8	21	Fortec Motorsport	GB	Calan Williams	AU			Dallara F317 HWA	Fortec Motorsport	17	11	1:24.851	1.108	0.037	183.2
9	3	RP Motorsport	ITA	Pierre Louis Chovet	FRA	R	4	Dallara F317 Spiess	RP Motorsport	10	10	1:25.120	1.377	0.269	182.6
10	63	Carlin Motorsport	GB	Nicolai Kjaergaard	DN	R	5	Dallara F317 Spiess	Carlin Motorsport	15	5	1:25.132	1.389	0.012	182.5
11	99	Drivex School	ESP	Rui Andrade	AG	R	6	Dallara F317 HWA	Drivex School	17	16	1:25.170	1.427	0.038	182.5
12	51	Teo Martin Motorsport	ESP	Aldo Festante	ITA			Dallara F317 HWA	Teo Martin Motorsport	16	10	1:25.214	1.471	0.044	182.4
13	25	Team Motopark	DE	Cameron Das	US			Dallara F317 Spiess	Team Motopark	16	14	1:25.235	1.492	0.021	182.3
14	31	Carlin Motorsport	GB	Billy Monger	GB	R	7	Dallara F317 Spiess	Carlin Motorsport	16	5	1:25.732	1.989	0.497	181.3

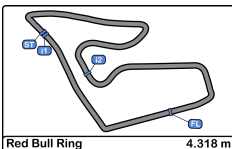
CAR 7 TIME 1:28.097 DELETED TRACK LIMITS AT T 9
 CAR 8 TIME 1:30.984 DELETED TRACK LIMITS AT T 1
 CAR 7 TIME 1:25.881 DELETED TRACK LIMITS AT T 1
 CAR 51 TIME 1:26.929 DELETED TRACK LIMITS AT T 9
 CAR 18 TIME 1:24.472 DELETED TRACK LIMITS AT T 1
 CAR 51 TIME 1:26.040 DELETED TRACK LIMITS AT T 1
 CAR 63 TIME 1:25.822 DELETED TRACK LIMITS AT T 1
 CAR 31 TIME 1:24.964 DELETED TRACK LIMITS AT T 1
 CAR 8 TIME 1:25.577 DELETED TRACK LIMITS AT T 1
 CAR 3 TIME 1:25.518 DELETED TRACK LIMITS AT T 9
 CAR 31 TIME 1:24.112 DELETED TRACK LIMITS AT T 9
 CAR 21 TIME 1:24.682 DELETED TRACK LIMITS AT T 9
 CAR 63 TIME 1:24.730 DELETED TRACK LIMITS AT T 1 AND 9
 CAR 31 TIME 1:24.530 DELETED TRACK LIMITS AT T 1

Published at:.....

Track Temp: 22.4 °C Air Temp: 16.1 °C Humidity: 68 % Track Status: WET

Stewards:	Race Director:	Timekeeper:
------------------	-----------------------	--------------------





Red Bull Ring
Euroformula Open
Qualifying - 2
Provisional Results by Class



Clas	Nº	Entrant	Nat	Driver	Nat	Cat	Clas	Chassis - Engine	Team	Laps	Best	Time	Gap	Interval	Km/h
1	33	Team Motopark	DEU	Marino Sato	JPN			Dallara F317 Spiess	Team Motopark	15	14	1:23.743			185.6
2	18	Team Motopark	DEU	Julian Hanses	DEU			Dallara F317 Spiess	Team Motopark	16	10	1:23.946	0.203	0.203	185.1
3	12	Carlin Motorsport	GBR	Christian Hahn	BRA			Dallara F317 Spiess	Carlin Motorsport	16	6	1:24.722	0.979	0.776	183.4
4	8	Teo Martin	ESP	Lukas Dunner	AUT			Dallara F317 HWA	Teo Martin	15	14	1:24.778	1.035	0.056	183.3
5	21	Fortec Motorsport	GBR	Calan Williams	AUS			Dallara F317 HWA	Fortec Motorsport	17	11	1:24.851	1.108	0.073	183.2
6	51	Teo Martin	ESP	Aldo Festante	ITA			Dallara F317 HWA	Teo Martin	16	10	1:25.214	1.471	0.363	182.4
7	25	Team Motopark	DEU	Cameron Das	USA			Dallara F317 Spiess	Team Motopark	16	14	1:25.235	1.492	0.021	182.3
Rookie															
1	26	Double R	GBR	Linus Lundqvist	SWE	R	1	Dallara F317 HWA	Double R	15	10	1:24.263			184.4
2	7	Double R	GBR	Jack Doohan	AUS	R	2	Dallara F317 HWA	Double R	16	15	1:24.437	0.174	0.174	184.0
3	1	RP Motorsport	ITA	Javier Gonzalez	MEX	R	3	Dallara F317 Spiess	RP Motorsport	16	15	1:24.814	0.551	0.377	183.2
4	3	RP Motorsport	ITA	Pierre Louis Chovet	FRA	R	4	Dallara F317 Spiess	RP Motorsport	10	10	1:25.120	0.857	0.306	182.6
5	63	Carlin Motorsport	GBR	Nicolai Kjaergaard	DNK	R	5	Dallara F317 Spiess	Carlin Motorsport	15	5	1:25.132	0.869	0.012	182.5
6	99	Drivex School	ESP	Rui Andrade	AGO	R	6	Dallara F317 HWA	Drivex School	17	16	1:25.170	0.907	0.038	182.5
7	31	Carlin Motorsport	GBR	Billy Monger	GBR	R	7	Dallara F317 Spiess	Carlin Motorsport	16	5	1:25.732	1.469	0.562	181.3

Published at:.....

Track Temp: 22.4 °C Air Temp: 16.1 °C Humidity: 68 % Track Status: WET

Stewards:	Race Director:	Timekeeper: 
------------------	-----------------------	--





Red Bull Ring
Euroformula Open
Qualifying - 2
Lap Analysis



1 Javier Gonzalez Dallara F317 Spiess **8** Lukas Dunner Dallara F317 HWA
R RP Motorsport Teo Martin Motorsport

Lap	D	Time	Sector 1	Sector 2	Sector 3	T. Spd	Elapsed	Lap	D	Time	Sector 1	Sector 2	Sector 3	T. Spd	Elapsed
1		8:16:46.934	8:15:36.816	42.413	27.705	208.4	8:16:46.934	1		8:17:08.038	8:15:58.277	42.450	27.311	206.1	8:17:08.038
2		1:27.576	22.996	39.118	25.462	218.6	8:18:14.510	2		1:41.189	24.964	50.902	25.323	173.9	8:18:49.227
3		1:26.054	22.335	38.779	24.940	220.4	8:19:40.564	3		1:30.984	24.258	40.730	25.996	140.2	8:20:20.211
4		1:25.349	22.191	38.320	24.838	221.7	8:21:05.913	4		1:25.577	22.218	38.161	25.198	219.9	8:21:45.788
5		1:25.443	22.023	38.504	24.916	222.6	8:22:31.356	5		1:35.599 P	23.205	39.986	32.408	214.2	8:23:21.387
6		1:32.771 P	22.218	38.461	32.092	219.9	8:24:04.127	6		7:20.292	6:13.132	41.052	26.108	202.6	8:30:41.679
7		6:40.123	5:31.303	42.429	26.391	180.0	8:30:44.250	7		1:27.395	22.694	39.599	25.102	216.0	8:32:09.074
8		1:27.248	22.716	39.357	25.175	218.1	8:32:11.498	8		1:25.387	22.265	38.257	24.865	219.0	8:33:34.461
9		1:25.015	22.277	38.139	24.599	220.4	8:33:36.513	9		1:24.908	22.134	38.019	24.755	219.0	8:34:59.369
10		1:26.084	22.042	39.226	24.816	221.7	8:35:02.597	10		1:25.189	22.157	37.965	25.067	219.0	8:36:24.558
11		1:26.673	22.182	38.211	26.280	220.8	8:36:29.270	11		1:48.336 P	22.229	42.370	43.737	210.1	8:38:12.894
12		1:50.906 P	26.071	44.939	39.896	169.8	8:38:20.176	12		2:55.721	1:43.196	43.289	29.236	200.0	8:41:08.615
13		2:44.478	1:36.913	39.620	27.945	219.5	8:41:04.654	13		1:24.941	22.192	38.137	24.612	220.4	8:42:33.556
14		1:25.102	22.199	38.196	24.707	220.8	8:42:29.756	14		1:24.778	22.038	38.025	24.715	221.3	8:43:58.334
15		1:24.814	22.009	38.236	24.569	221.7	8:43:54.570	15		2:02.657 P	22.238	45.194	55.225	207.2	8:46:00.991
16		2:09.474 P	23.689	48.369	57.416	193.5	8:46:04.044								

3 Pierre Louis Chovet Dallara F317 Spiess Christian Hahn Dallara F317 Spiess
R RP Motorsport Carlin Motorsport

Lap	D	Time	Sector 1	Sector 2	Sector 3	T. Spd	Elapsed	Lap	D	Time	Sector 1	Sector 2	Sector 3	T. Spd	Elapsed
1		8:16:48.755	8:15:37.956	42.883	27.916	210.5	8:16:48.755	1		8:17:22.214	8:16:05.397	47.444	29.373	171.9	8:17:22.214
2		1:28.422	22.976	39.633	25.813	218.1	8:18:17.177	2		1:36.116	24.691	43.575	27.850	208.0	8:18:58.330
3		1:26.624	22.663	38.866	25.095	218.1	8:19:43.801	3		1:31.470	23.470	42.171	25.829	210.5	8:20:29.800
4		1:26.003	22.271	38.657	25.075	220.4	8:21:09.804	4		1:25.982	22.391	38.741	24.850	219.5	8:21:55.782
5		1:25.548	22.154	38.410	24.954	220.8	8:22:35.322	5		1:25.044	22.203	38.254	24.587	220.4	8:23:20.826
6		1:35.725 P	22.174	38.416	35.135	221.3	8:24:11.047	6		1:24.722	22.088	38.007	24.627	220.4	8:24:45.548
7		6:15.043	5:06.755	41.627	26.661	211.3	8:30:26.090	7		1:33.848 P	22.106	38.135	33.607	220.4	8:26:19.396
8		1:27.623	22.947	39.441	25.235	217.3	8:31:53.713	8		5:19.260	4:07.981	44.261	27.018	195.6	8:31:38.656
9		1:25.810	22.394	38.500	24.916	218.1	8:33:19.523	9		1:30.495	23.069	41.238	26.188	217.3	8:33:09.151
10		1:25.120	22.247	38.203	24.670	219.0	8:34:44.643	10		1:29.248	22.927	40.226	26.095	218.6	8:34:38.399
11			22.158	38.180		219.9		11		1:26.482	22.598	39.056	24.828	219.5	8:36:04.881
12								12		1:44.040 P	22.152	40.946	40.942	220.4	8:37:48.921
13								13		3:17.893	2:08.470	39.757	29.666	219.5	8:41:06.814
14								14		1:25.395	22.039	38.241	25.115	222.2	8:42:32.209
15								15		1:24.767	22.083	38.215	24.469	222.2	8:43:56.976
16								16		2:14.844 P	22.019	48.431	1:04.394	191.1	8:46:11.820

7 Jack Doohan Dallara F317 HWA Julian Hanses Dallara F317 Spiess
R Double R Team Motopark

Lap	D	Time	Sector 1	Sector 2	Sector 3	T. Spd	Elapsed	Lap	D	Time	Sector 1	Sector 2	Sector 3	T. Spd	Elapsed
1		8:16:40.509	8:15:30.653	42.358	27.498	204.5	8:16:40.509	1		8:17:05.801	8:15:52.230	45.398	28.173	184.9	8:17:05.801
2		1:28.007	23.304	39.587	25.206	213.0	8:18:08.606	2		1:29.347	23.684	40.236	25.427	213.0	8:18:35.148
3		1:26.455	22.501	38.861	25.093	214.7	8:19:35.061	3		1:25.104	22.197	38.375	24.532	220.8	8:20:00.252
4		1:25.884	22.471	38.543	24.867	216.0	8:21:00.942	4		1:24.472	21.998	38.069	24.405	221.3	8:21:24.724
5		1:25.239	22.310	38.336	24.593	216.8	8:22:26.181	5		1:24.166	21.885	37.911	24.370	221.3	8:22:48.890
6		1:31.373 P	22.283	38.373	30.717	216.4	8:23:57.554	6		1:32.996 P	21.978	38.413	32.605	220.4	8:24:21.886
7		6:41.027	5:29.106	44.342	27.579	193.8	8:30:38.581	7		6:09.851	5:01.181	41.897	26.773	204.9	8:30:31.737
8		1:27.625	23.195	39.615	24.815	214.7	8:32:06.206	8		1:30.784	23.507	40.096	27.181	206.1	8:32:02.521
9		1:24.860	22.154	38.066	24.640	217.7	8:33:31.066	9		1:24.885	22.085	38.350	24.450	219.9	8:33:27.406
10		1:24.622	22.181	38.054	24.387	217.3	8:34:55.688	10		1:23.946	21.924	37.749	24.273	220.8	8:34:51.352
11		1:24.552	21.981	37.879	24.692	218.1	8:36:20.240	11		1:28.011	21.845	37.683	28.483	220.8	8:36:19.363
12		1:51.479 P	22.411	45.901	43.167	182.7	8:38:11.719	12		1:50.647 P	22.111	45.413	43.123	207.2	8:38:10.010
13		2:25.831	1:20.821	39.628	25.382	212.1	8:40:37.550	13		2:45.334	1:41.320	38.642	25.372	215.5	8:40:55.344
14		1:24.812	22.200	38.086	24.526	217.3	8:42:02.362	14		1:26.496	21.998	39.175	25.323	224.5	8:42:21.840
15		1:24.437	22.106	38.015	24.316	217.3	8:43:26.799	15		1:23.986	21.897	37.845	24.244	222.2	8:43:45.826
16		1:51.648 P	23.446	47.224	40.978	188.8	8:45:18.447	16		2:15.390 P	24.813	53.473	57.104	158.1	8:46:01.216





Red Bull Ring
Euroformula Open
Qualifying - 2
Lap Analysis



21

Calan Williams

Dallara F317 HWA

31

Billy Monger

Dallara F317 Spiess

Fortec Motorsport

R

Carlin Motorsport

Lap	D	Time	Sector 1	Sector 2	Sector 3	T. Spd	Elapsed	Lap	D	Time	Sector 1	Sector 2	Sector 3	T. Spd	Elapsed
1		8:16:44.926	8:15:35.075	41.848	28.003	208.4	8:16:44.926	1		8:17:09.904	8:15:56.565	44.857	28.482	190.1	8:17:09.904
2		1:27.602	22.657	39.244	25.701	217.3	8:18:12.528	2		1:32.251	23.351	41.287	27.613	217.3	8:18:42.155
3		1:26.939	22.305	38.485	26.149	219.9	8:19:39.467	3		1:36.352	28.308	39.663	28.381	165.3	8:20:18.507
4		1:25.358	22.186	38.362	24.810	219.5	8:21:04.825	4		1:24.964	21.972	38.376	24.616	222.6	8:21:43.471
5		1:28.006	22.071	40.473	25.462	220.4	8:22:32.831	5		1:25.732	21.901	38.295	25.536	224.0	8:23:09.203
6		1:25.008	22.107	38.119	24.782	220.8	8:23:57.839	6		1:42.215 P	21.975	41.167	39.073	222.2	8:24:51.418
7		1:33.662 P	22.106	38.062	33.494	217.7	8:25:31.501	7		5:58.743	4:47.075	43.866	27.802	196.3	8:30:50.161
8		5:17.082	4:07.541	42.243	27.298	205.7	8:30:48.583	8		1:29.518	23.051	39.787	26.680	219.9	8:32:19.679
9		1:26.193	22.300	38.723	25.170	222.2	8:32:14.776	9		1:27.397	22.632	39.605	25.160	221.7	8:33:47.076
10		1:24.853	22.073	38.103	24.677	219.9	8:33:39.629	10		1:24.142	21.880	37.906	24.326	221.7	8:35:11.188
11		1:24.851	22.108	38.082	24.661	219.0	8:35:04.480	11		1:26.666	21.881	38.791	25.994	223.1	8:36:37.854
12		1:26.298	21.930	37.800	26.568	220.8	8:36:30.778	12		1:50.943 P	25.525	43.059	42.359	178.8	8:38:28.797
13		1:51.072 P	27.798	43.489	39.785	163.1	8:38:21.850	13		2:30.178	1:24.842	38.854	26.482	221.3	8:40:58.975
14		2:20.774	1:17.524	38.432	24.818	216.0	8:40:42.624	14		1:25.897	21.907	38.195	25.795	222.6	8:42:24.872
15		1:24.682	22.012	38.052	24.618	220.8	8:42:07.306	15		1:24.530	21.864	38.115	24.551	223.6	8:43:49.402
16		1:25.826	21.972	37.912	25.942	221.7	8:43:33.132	16		2:19.404 P	23.641	52.345	1:03.418	171.1	8:46:08.806
17		1:54.832 P	23.874	43.878	47.080	194.9	8:45:27.964								

25

Cameron Das

Dallara F317 Spiess

33

Marino Sato

Dallara F317 Spiess

Team Motopark

Team Motopark

Lap	D	Time	Sector 1	Sector 2	Sector 3	T. Spd	Elapsed	Lap	D	Time	Sector 1	Sector 2	Sector 3	T. Spd	Elapsed
1		8:17:06.586	8:15:55.284	43.274	28.028	199.6	8:17:06.586	1		8:17:04.458	8:15:50.638	45.503	28.317	173.3	8:17:04.458
2		1:32.244	24.427	41.839	25.978	208.4	8:18:38.830	2		1:29.097	23.375	40.008	25.714	217.7	8:18:33.555
3		1:26.672	22.910	38.928	24.834	216.0	8:20:05.502	3		1:25.186	22.210	38.290	24.686	220.4	8:19:58.741
4		1:26.820	22.413	38.691	25.716	216.4	8:21:32.322	4		1:30.968	21.898	44.544	24.526	222.2	8:21:29.709
5		1:26.529	22.651	38.834	25.044	216.4	8:22:58.851	5		1:24.324	21.878	37.939	24.507	222.6	8:22:54.033
6		1:25.832	22.428	38.509	24.895	215.5	8:24:24.683	6		1:32.978 P	21.951	38.194	32.833	221.7	8:24:27.011
7		1:32.628 P	22.618	38.648	31.362	216.4	8:25:57.311	7		6:38.497	5:14.080	54.335	30.082	107.7	8:31:05.508
8		4:58.095	3:48.112	43.058	26.925	197.4	8:30:55.406	8		1:31.443	23.736	40.873	26.834	216.8	8:32:36.951
9		1:29.349	24.151	39.955	25.243	198.5	8:32:24.755	9		1:25.916	22.887	38.385	24.644	219.9	8:34:02.867
10		1:29.545	22.356	38.389	28.800	216.4	8:33:54.300	10		1:23.851	21.896	37.664	24.291	221.3	8:35:26.718
11		1:29.545	22.356	38.389	28.800	216.4	8:33:54.300	11		1:40.337 P	21.840	37.628	40.869	222.2	8:37:07.055
12		1:25.451	22.306	38.518	24.627	216.4	8:35:19.751	12		3:44.240	2:39.557	39.679	25.004	216.8	8:40:51.295
13		1:35.006 P	22.322	38.190	34.494	216.4	8:36:54.757	13		1:24.445	21.873	37.992	24.580	222.2	8:42:15.740
14		3:59.875	2:52.059	41.322	26.494	215.5	8:40:54.632	14		1:23.743	21.828	37.683	24.232	222.6	8:43:39.483
15		1:25.235	22.251	38.321	24.663	216.0	8:42:19.867	15		2:19.030 P	29.204	54.749	55.077	121.6	8:45:58.513
16		1:25.388	22.283	38.341	24.764	216.4	8:43:45.255								
17		1:44.576 P	23.894	42.760	37.922	176.1	8:45:29.831								

26

Linus Lundqvist

Dallara F317 HWA

51

Aldo Festante

Dallara F317 HWA

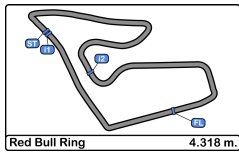
R

Double R

Teo Martin Motorsport

Lap	D	Time	Sector 1	Sector 2	Sector 3	T. Spd	Elapsed	Lap	D	Time	Sector 1	Sector 2	Sector 3	T. Spd	Elapsed
1		8:16:43.117	8:15:31.923	43.917	27.277	208.0	8:16:43.117	1		8:17:15.396	8:16:01.174	44.221	30.001	195.2	8:17:15.396
2		1:28.425	23.054	39.670	25.701	214.7	8:18:11.542	2		1:29.016	23.067	39.619	26.330	215.5	8:18:44.412
3		1:26.162	22.446	38.795	24.921	216.8	8:19:37.704	3		1:26.929	22.811	38.960	25.158	216.0	8:20:11.341
4		1:25.398	22.216	38.502	24.680	218.6	8:21:03.102	4		1:26.049	22.392	38.607	25.041	217.3	8:21:37.381
5		1:25.021	22.142	38.273	24.606	219.9	8:22:28.123	5		1:25.619	22.355	38.406	24.858	218.1	8:23:03.000
6		1:35.073 P	22.499	38.583	33.991	218.6	8:24:03.196	6		1:51.803 P	22.238	48.056	41.509	218.1	8:24:54.803
7		7:07.454	5:51.097	47.399	28.958	160.4	8:31:10.650	7		5:53.193	4:42.465	43.285	27.443	182.7	8:30:47.996
8		1:31.347	25.051	41.210	25.086	196.0	8:32:41.997	8		1:30.718	23.130	40.096	27.492	203.3	8:32:18.714
9		1:24.665	22.172	38.021	24.472	219.0	8:34:06.662	9		1:26.230	22.459	38.654	25.117	218.6	8:33:44.944
10		1:24.263	22.054	37.911	24.298	219.0	8:35:30.925	10		1:25.214	22.286	38.230	24.698	218.6	8:35:10.158
11		1:39.877 P	22.045	37.859	39.973	219.5	8:37:10.802	11		1:25.262	22.116	38.081	25.065	219.5	8:36:35.420
12		3:29.816	2:25.086	39.479	25.251	215.1	8:40:40.618	12		1:49.685 P	26.107	42.393	41.185	171.9	8:38:25.105
13		1:24.401	22.012	38.014	24.375	219.9	8:42:05.019	13		2:32.499	1:27.874	38.939	25.686	216.0	8:40:57.604
14		1:25.320	22.051	37.904	25.365	220.4	8:43:30.339	14		1:26.045	22.278	38.312	25.455	219.9	8:42:23.649
15		1:24.320	22.051	37.904	25.365	220.4	8:43:30.339	15		1:25.439	22.123	38.453	24.863	219.5	8:43:49.088
16		1:54.268 P	24.256	45.114	44.898	197.4	8:45:24.607	16		2:17.859 P	23.014	52.615	1:02.230	168.4	8:46:06.947





Red Bull Ring
Euroformula Open
Qualifying - 2
Lap Analysis



63 Nicolai Kjaergaard Dallara F317 Spiess

R Carlin Motorsport

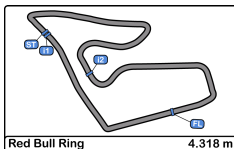
Lap	D	Time	Sector 1	Sector 2	Sector 3	T. Spd	Elapsed
1		8:17:11.578	8:15:58.884	44.616	28.078	180.9	8:17:11.578
2		1:31.378	23.294	41.399	26.685	216.8	8:18:42.956
3		1:33.760	28.159	40.408	25.193	164.8	8:20:16.716
4		1:25.822	22.245	38.779	24.798	220.4	8:21:42.538
5		1:25.132	22.157	38.392	24.583	221.3	8:23:07.670
6		1:41.529 P	22.264	41.763	37.502	221.7	8:24:49.199
7		6:50.427	5:39.472	43.946	27.009	171.1	8:31:39.626
8		1:30.316	23.088	40.868	26.360	217.7	8:33:09.942
9		1:29.374	23.023	40.165	26.186	217.7	8:34:39.316
10		1:26.828	22.204	39.672	24.952	216.0	8:36:06.144
11		1:48.701 P	21.991	42.591	44.119	222.2	8:37:54.845
12		3:01.347	1:56.958	39.020	25.369	220.8	8:40:56.192
13		1:26.329	22.227	38.465	25.637	221.7	8:42:22.521
14		1:24.730	21.926	38.255	24.549	224.5	8:43:47.251
15		1:43.843 P	23.869	42.336	37.638	162.1	8:45:31.094

99 Rui Andrade Dallara F317 HWA

R Drivex School

Lap	D	Time	Sector 1	Sector 2	Sector 3	T. Spd	Elapsed
1		8:17:12.311	8:15:59.858	43.996	28.457	186.8	8:17:12.311
2		1:34.044	24.189	40.706	29.149	202.6	8:18:46.355
3		1:27.379	22.748	39.194	25.437	218.6	8:20:13.734
4		1:26.468	22.360	38.721	25.387	221.3	8:21:40.202
5		1:26.233	22.191	38.667	25.375	220.4	8:23:06.435
6		1:25.969	22.220	38.660	25.089	219.5	8:24:32.404
7		1:33.901 P	22.325	38.363	33.213	219.5	8:26:06.305
8		4:39.806	3:30.065	42.840	26.901	183.0	8:30:46.111
9		1:30.023	23.370	39.215	27.438	211.7	8:32:16.134
10		1:26.030	22.303	38.634	25.093	220.4	8:33:42.164
11		1:25.708	22.361	38.405	24.942	218.1	8:35:07.872
12		1:25.510	22.172	38.286	25.052	219.9	8:36:33.382
13		1:49.630 P	26.223	43.318	40.089	160.2	8:38:23.012
14		2:38.901	1:32.493	39.167	27.241	215.1	8:41:01.913
15		1:25.690	22.306	38.519	24.865	219.5	8:42:27.603
16		1:25.170	22.120	38.270	24.780	220.4	8:43:52.773
17		2:17.201 P	22.302	51.087	1:03.812	215.1	8:46:09.974



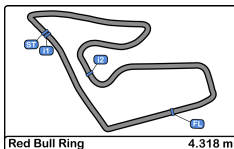


Red Bull Ring
Euroformula Open
Qualifying - 2
Best Sectors Results



Sector - 1				Sector - 2				Sector - 3				Ideal Lap vs Best Lap				
Clas	Nº	Driver	Time	Nº	Driver	Time	Nº	Driver	Time	Clas	Nº	Driver	Ideal Lap	Best Lap	Clas	
1	33	Marino Sato	21.828	33	Marino Sato	37.628	33	Marino Sato	24.232	1	33	Marino Sato	1:23.688	1:23.743	1	
2	18	Julian Hanses	21.845	18	Julian Hanses	37.683	18	Julian Hanses	24.244	2	18	Julian Hanses	1:23.772	1:23.946	2	
3	31	Billy Monger	21.864	21	Calan Williams	37.800	26	Linus Lundqvist	24.298	3	31	Billy Monger	1:24.096	1:25.732	14	
4	63	Nicolai Kjaergaard	21.926	26	Linus Lundqvist	37.859	7	Jack Doohan	24.316	4	26	Linus Lundqvist	1:24.169	1:24.263	3	
5	21	Calan Williams	21.930	7	Jack Doohan	37.879	31	Billy Monger	24.326	5	7	Jack Doohan	1:24.176	1:24.437	4	
6	7	Jack Doohan	21.981	31	Billy Monger	37.906	12	Christian Hahn	24.469	6	21	Calan Williams	1:24.348	1:24.851	8	
7	1	Javier Gonzalez	22.009	8	Lukas Dunner	37.965	63	Nicolai Kjaergaard	24.549	7	12	Christian Hahn	1:24.495	1:24.722	5	
8	26	Linus Lundqvist	22.012	12	Christian Hahn	38.007	1	Javier Gonzalez	24.569	8	8	Lukas Dunner	1:24.615	1:24.778	6	
9	12	Christian Hahn	22.019	51	Aldo Festante	38.081	8	Lukas Dunner	24.612	9	1	Javier Gonzalez	1:24.717	1:24.814	7	
10	8	Lukas Dunner	22.038	1	Javier Gonzalez	38.139	21	Calan Williams	24.618	10	63	Nicolai Kjaergaard	1:24.730	1:25.132	10	
11	51	Aldo Festante	22.116	3	Pierre Louis Chovet	38.180	25	Cameron Das	24.627	11	51	Aldo Festante	1:24.895	1:25.214	12	
12	99	Rui Andrade	22.120	25	Cameron Das	38.190	3	Pierre Louis Chovet	24.670	12	3	Pierre Louis Chovet	1:25.004	1:25.120	9	
13	3	Pierre Louis Chovet	22.154	63	Nicolai Kjaergaard	38.255	51	Aldo Festante	24.698	13	25	Cameron Das	1:25.068	1:25.235	13	
14	25	Cameron Das	22.251	99	Rui Andrade	38.270	99	Rui Andrade	24.780	14	99	Rui Andrade	1:25.170	1:25.170	11	



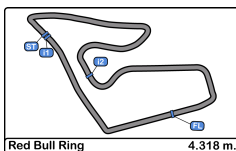


Red Bull Ring
Euroformula Open
Qualifying - 2
Best 5 Lap Times



Cls	Nº	Entrant	Nat	Driver	Nat	Cat	Cls	Chassis - Engine	Team	Best 1		Best 2		Best 3		Best 4		Best 5	
										Time	Lap	Time	Lap	Time	Lap	Time	Lap	Time	Lap
1	33	Team Motopark	DEU	Marino Sato	JPN			Dallara F317 Spiess	Team Motopark	1:23.743	14	1:23.851	10	1:24.324	5	1:24.445	13	1:25.186	3
2	18	Team Motopark	DEU	Julian Hanses	DEU			Dallara F317 Spiess	Team Motopark	1:23.946	10	1:23.986	15	1:24.166	5	1:24.885	9	1:25.104	3
3	26	Double R	GBR	Linus Lundqvist	SWE	R	1	Dallara F317 HWA	Double R	1:24.263	10	1:24.401	13	1:24.665	9	1:25.021	5	1:25.320	14
4	7	Double R	GBR	Jack Doohan	AUS	R	2	Dallara F317 HWA	Double R	1:24.437	15	1:24.552	11	1:24.622	10	1:24.812	14	1:24.860	9
5	12	Carlin Motorsport	GBR	Christian Hahn	BRA			Dallara F317 Spiess	Carlin Motorsport	1:24.722	6	1:24.767	15	1:25.044	5	1:25.395	14	1:25.982	4
6	8	Teo Martin Motorsport	ESP	Lukas Dunner	AUT			Dallara F317 HWA	Teo Martin Motorsport	1:24.778	14	1:24.908	9	1:24.941	13	1:25.189	10	1:25.387	8
7	1	RP Motorsport	ITA	Javier Gonzalez	MEX	R	3	Dallara F317 Spiess	RP Motorsport	1:24.814	15	1:25.015	9	1:25.102	14	1:25.349	4	1:25.443	5
8	21	Fortec Motorsport	GBR	Calan Williams	AUS			Dallara F317 HWA	Fortec Motorsport	1:24.851	11	1:24.853	10	1:25.008	6	1:25.358	4	1:25.826	16
9	3	RP Motorsport	ITA	Pierre Louis Chovet	FRA	R	4	Dallara F317 Spiess	RP Motorsport	1:25.120	10	1:25.810	9	1:26.003	4	1:26.624	3	1:27.623	8
10	63	Carlin Motorsport	GBR	Nicolai Kjaergaard	DNK	R	5	Dallara F317 Spiess	Carlin Motorsport	1:25.132	5	1:26.329	13	1:26.828	10	1:29.374	9	1:30.316	8
11	99	Drivex School	ESP	Rui Andrade	AGO	R	6	Dallara F317 HWA	Drivex School	1:25.170	16	1:25.690	15	1:25.708	11	1:25.969	6	1:26.030	10
12	51	Teo Martin Motorsport	ESP	Aldo Festante	ITA			Dallara F317 HWA	Teo Martin Motorsport	1:25.214	10	1:25.439	15	1:25.619	5	1:26.045	14	1:26.230	9
13	25	Team Motopark	DEU	Cameron Das	USA			Dallara F317 Spiess	Team Motopark	1:25.235	14	1:25.388	15	1:25.451	11	1:25.832	6	1:26.529	5
14	31	Carlin Motorsport	GBR	Billy Monger	GBR	R	7	Dallara F317 Spiess	Carlin Motorsport	1:25.732	5	1:25.897	14	1:27.397	9	1:29.518	8	1:32.251	2



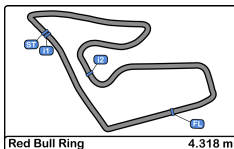


Red Bull Ring
Euroformula Open
Qualifying - 2
Best 5 Top Speeds



Cls	Nº	Entrant	Nat	Driver	Nat	Cat	Cls	Chassis - Engine	Team	Top 1		Top 2		Top 3		Top 4		Top 5		Avg
										Km/h	Lap	Km/h	Lap	Km/h	Lap	Km/h	Lap	Km/h	Lap	
1	18	Team Motopark	DEU	Julian Hanses	DEU			Dallara F317 Spiess	Team Motopark	224.5	14	222.2	15	221.3	4	221.3	5	220.8	3	222.0
2	63	Carlin Motorsport	GBR	Nicolai Kjaergaard	DNK	R	1	Dallara F317 Spiess	Carlin Motorsport	224.5	14	222.2	11	221.7	6	221.7	13	221.3	5	222.3
3	31	Carlin Motorsport	GBR	Billy Monger	GBR	R	2	Dallara F317 Spiess	Carlin Motorsport	224.0	5	223.6	15	223.1	11	222.6	4	222.6	14	223.2
4	1	RP Motorsport	ITA	Javier Gonzalez	MEX	R	3	Dallara F317 Spiess	RP Motorsport	222.6	5	221.7	4	221.7	10	221.7	15	220.8	11	221.7
5	33	Team Motopark	DEU	Marino Sato	JPN			Dallara F317 Spiess	Team Motopark	222.6	5	222.6	14	222.2	4	222.2	11	222.2	13	222.4
6	12	Carlin Motorsport	GBR	Christian Hahn	BRA			Dallara F317 Spiess	Carlin Motorsport	222.2	14	222.2	15	220.4	5	220.4	6	220.4	7	221.1
7	21	Fortec Motorsport	GBR	Calan Williams	AUS			Dallara F317 HWA	Fortec Motorsport	222.2	9	221.7	16	220.8	6	220.8	12	220.8	15	221.3
8	3	RP Motorsport	ITA	Pierre Louis Chovet	FRA	R	4	Dallara F317 Spiess	RP Motorsport	221.3	6	220.8	5	220.4	4	219.9	11	219.0	10	220.3
9	8	Teo Martin Motorsport	ESP	Lukas Dunner	AUT			Dallara F317 HWA	Teo Martin Motorsport	221.3	14	220.4	13	219.9	4	219.0	8	219.0	9	219.9
10	99	Drivex School	ESP	Rui Andrade	AGO	R	5	Dallara F317 HWA	Drivex School	221.3	4	220.4	5	220.4	10	220.4	16	219.9	12	220.4
11	26	Double R	GBR	Linus Lundqvist	SWE	R	6	Dallara F317 HWA	Double R	220.4	14	219.9	5	219.9	13	219.5	11	219.0	9	219.7
12	51	Teo Martin Motorsport	ESP	Aldo Festante	ITA			Dallara F317 HWA	Teo Martin Motorsport	219.9	14	219.5	11	219.5	15	218.6	9	218.6	10	219.2
13	7	Double R	GBR	Jack Doohan	AUS	R	7	Dallara F317 HWA	Double R	218.1	11	217.7	9	217.3	10	217.3	14	217.3	15	217.5
14	25	Team Motopark	DEU	Cameron Das	USA			Dallara F317 Spiess	Team Motopark	216.4	4	216.4	5	216.4	7	216.4	10	216.4	11	216.4



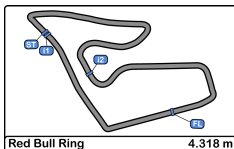


Red Bull Ring
Euroformula Open
Qualifying - 2
Fastest Laps Sequence



Lap	Time of Day	Session Time	Nº	Entrant	Nat	Driver	Nat	Cat	Chassis - Engine	Team	Time	Km/h
2	8:18:11.542	3:11.542	26	Double R	GBR	Linus Lundqvist	SWE	R	Dallara F317 HWA	Double R	1:28.425	175.7
2	8:18:12.528	3:12.528	21	Fortec Motorsport	GBR	Calan Williams	AUS		Dallara F317 HWA	Fortec Motorsport	1:27.602	177.4
2	8:18:14.510	3:14.510	1	RP Motorsport	ITA	Javier Gonzalez	MEX	R	Dallara F317 Spiess	RP Motorsport	1:27.576	177.5
3	8:19:35.061	4:35.061	7	Double R	GBR	Jack Doohan	AUS	R	Dallara F317 HWA	Double R	1:26.455	179.8
3	8:19:37.704	4:37.704	26	Double R	GBR	Linus Lundqvist	SWE	R	Dallara F317 HWA	Double R	1:26.162	180.4
3	8:19:40.564	4:40.564	1	RP Motorsport	ITA	Javier Gonzalez	MEX	R	Dallara F317 Spiess	RP Motorsport	1:26.054	180.6
3	8:19:58.741	4:58.741	33	Team Motopark	DEU	Marino Sato	JPN		Dallara F317 Spiess	Team Motopark	1:25.186	182.4
3	8:20:00.252	5:00.252	18	Team Motopark	DEU	Julian Hanses	DEU		Dallara F317 Spiess	Team Motopark	1:25.104	182.6
5	8:22:28.123	7:28.123	26	Double R	GBR	Linus Lundqvist	SWE	R	Dallara F317 HWA	Double R	1:25.021	182.8
5	8:22:48.890	7:48.890	18	Team Motopark	DEU	Julian Hanses	DEU		Dallara F317 Spiess	Team Motopark	1:24.166	184.6
10	8:34:51.352	19:51.352	18	Team Motopark	DEU	Julian Hanses	DEU		Dallara F317 Spiess	Team Motopark	1:23.946	185.1
10	8:35:26.718	20:26.718	33	Team Motopark	DEU	Marino Sato	JPN		Dallara F317 Spiess	Team Motopark	1:23.851	185.3
14	8:43:39.483	28:39.483	33	Team Motopark	DEU	Marino Sato	JPN		Dallara F317 Spiess	Team Motopark	1:23.743	185.6





Red Bull Ring
Euroformula Open
Qualifying - 2
Event Best Maximum Speed



Nº	Entrant	Nat	Driver	Nat	Cat	Clas	Chassis - Engine	Team	Km/h	Session
8	Teo Martin Motorsport	ESP	Lukas Dunner	AUT			Dallara F317 HWA	Teo Martin Motorsport	235.8	Race - 1
31	Carlin Motorsport	GBR	Billy Monger	GBR	R	1	Dallara F317 Spiess	Carlin Motorsport	225.4	Race - 1
18	Team Motopark	DEU	Julian Hanes	DEU			Dallara F317 Spiess	Team Motopark	224.5	Qualifying - 2
63	Carlin Motorsport	GBR	Nicolai Kjaergaard	DNK	R	2	Dallara F317 Spiess	Carlin Motorsport	224.5	Qualifying - 2
3	RP Motorsport	ITA	Pierre Louis Chovet	FRA	R	3	Dallara F317 Spiess	RP Motorsport	224.0	Free Practice - 1
99	Drivex School	ESP	Rui Andrade	AGO	R	4	Dallara F317 HWA	Drivex School	224.0	Race - 1
26	Double R	GBR	Linus Lundqvist	SWE	R	5	Dallara F317 HWA	Double R	224.0	Race - 1
33	Team Motopark	DEU	Marino Sato	JPN			Dallara F317 Spiess	Team Motopark	223.6	Qualifying - 1
7	Double R	GBR	Jack Doohan	AUS	R	6	Dallara F317 HWA	Double R	223.1	Race - 1
1	RP Motorsport	ITA	Javier Gonzalez	MEX	R	7	Dallara F317 Spiess	RP Motorsport	222.6	Qualifying - 1
21	Fortec Motorsport	GBR	Calan Williams	AUS			Dallara F317 HWA	Fortec Motorsport	222.2	Qualifying - 2
12	Carlin Motorsport	GBR	Christian Hahn	BRA			Dallara F317 Spiess	Carlin Motorsport	222.2	Qualifying - 2
51	Teo Martin Motorsport	ESP	Aldo Festante	ITA			Dallara F317 HWA	Teo Martin Motorsport	221.7	Qualifying - 1
25	Team Motopark	DEU	Cameron Das	USA			Dallara F317 Spiess	Team Motopark	221.3	Qualifying - 1





Red Bull Ring
Euroformula Open
Qualifying - 2
Pit Stop Analysis



1 Javier Gonzalez R RP Motorsport
Dallara F317 Spiess

Nr.	In Day Time	In Time	Out Time	Pit Time	T. Pit Time	Handicap	Penalty
1	8:23:59.618	8:23:59.618	8:29:04.694	5:05.076	5:05.076		
2	8:38:14.966	8:38:14.966	8:39:31.056	1:16.090	6:21.166		

3 Pierre Louis Chovet R RP Motorsport
Dallara F317 Spiess

Nr.	In Day Time	In Time	Out Time	Pit Time	T. Pit Time	Handicap	Penalty
1	8:24:06.236	8:24:06.236	8:28:54.363	4:48.127	4:48.127		

7 Jack Doohan R Double R
Dallara F317 HWA

Nr.	In Day Time	In Time	Out Time	Pit Time	T. Pit Time	Handicap	Penalty
1	8:23:52.848	8:23:52.848	8:29:00.932	5:08.084	5:08.084		
2	8:38:05.317	8:38:05.317	8:39:10.083	1:04.766	6:12.850		

8 Lukas Dunner Teo Martin Motorsport
Dallara F317 HWA

Nr.	In Day Time	In Time	Out Time	Pit Time	T. Pit Time	Handicap	Penalty
1	8:23:16.780	8:23:16.780	8:29:05.351	5:48.571	5:48.571		
2	8:38:06.291	8:38:06.291	8:39:29.491	1:23.200	7:11.771		

12 Christian Hahn Carlin Motorsport
Dallara F317 Spiess

Nr.	In Day Time	In Time	Out Time	Pit Time	T. Pit Time	Handicap	Penalty
1	8:26:14.099	8:26:14.099	8:30:00.961	3:46.862	3:46.862		
2	8:37:43.807	8:37:43.807	8:39:33.701	1:49.894	5:36.756		

18 Julian Hanses Team Motopark
Dallara F317 Spiess

Nr.	In Day Time	In Time	Out Time	Pit Time	T. Pit Time	Handicap	Penalty
1	8:24:16.940	8:24:16.940	8:28:57.619	4:40.679	4:40.679		
2	8:38:03.660	8:38:03.660	8:39:25.241	1:21.581	6:02.260		

21 Calan Williams Fortec Motorsport
Dallara F317 HWA

Nr.	In Day Time	In Time	Out Time	Pit Time	T. Pit Time	Handicap	Penalty
1	8:25:26.809	8:25:26.809	8:29:11.965	3:45.156	3:45.156		
2	8:38:16.470	8:38:16.470	8:39:18.060	1:01.590	4:46.746		

25 Cameron Das Team Motopark
Dallara F317 Spiess

Nr.	In Day Time	In Time	Out Time	Pit Time	T. Pit Time	Handicap	Penalty
1	8:25:52.487	8:25:52.487	8:29:13.939	3:21.452	3:21.452		
2	8:36:49.804	8:36:49.804	8:39:21.397	2:31.593	5:53.045		

26 Linus Lundqvist R Double R
Dallara F317 HWA

Nr.	In Day Time	In Time	Out Time	Pit Time	T. Pit Time	Handicap	Penalty
1	8:23:58.366	8:23:58.366	8:29:19.137	5:20.771	5:20.771		
2	8:37:05.403	8:37:05.403	8:39:14.231	2:08.828	7:29.599		

31 Billy Monger R Carlin Motorsport
Dallara F317 Spiess

Nr.	In Day Time	In Time	Out Time	Pit Time	T. Pit Time	Handicap	Penalty
1	8:24:46.148	8:24:46.148	8:29:10.769	4:24.621	4:24.621		

2 8:38:23.015 8:38:23.015 8:39:28.031 1:05.016 5:29.637
33 Marino Sato Team Motopark
Dallara F317 Spiess

Nr.	In Day Time	In Time	Out Time	Pit Time	T. Pit Time	Handicap	Penalty
1	8:24:21.438	8:24:21.438	8:29:03.509	4:42.071	4:42.071		
2	8:37:00.705	8:37:00.705	8:39:20.867	2:20.162	7:02.233		

51 Aldo Festante Teo Martin Motorsport
Dallara F317 HWA

Nr.	In Day Time	In Time	Out Time	Pit Time	T. Pit Time	Handicap	Penalty
1	8:24:49.951	8:24:49.951	8:29:08.944	4:18.993	4:18.993		
2	8:38:19.565	8:38:19.565	8:39:26.959	1:07.394	5:26.387		

63 Nicolai Kjaergaard R Carlin Motorsport
Dallara F317 Spiess

Nr.	In Day Time	In Time	Out Time	Pit Time	T. Pit Time	Handicap	Penalty
1	8:24:44.205	8:24:44.205	8:30:02.123	5:17.918	5:17.918		
2	8:37:49.824	8:37:49.824	8:39:25.936	1:36.112	6:54.030		

99 Rui Andrade R Drivex School
Dallara F317 HWA

Nr.	In Day Time	In Time	Out Time	Pit Time	T. Pit Time	Handicap	Penalty
1	8:26:01.443	8:26:01.443	8:29:06.471	3:05.028	3:05.028		
2	8:38:17.725	8:38:17.725	8:39:28.896	1:11.171	4:16.199		

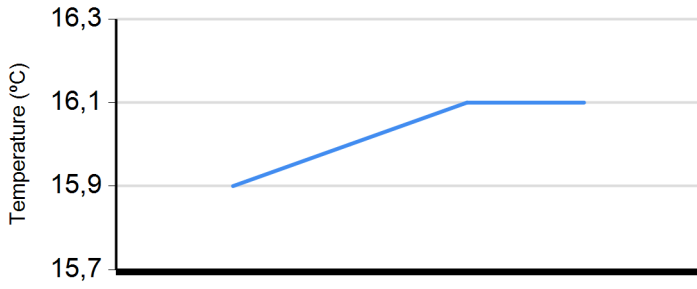




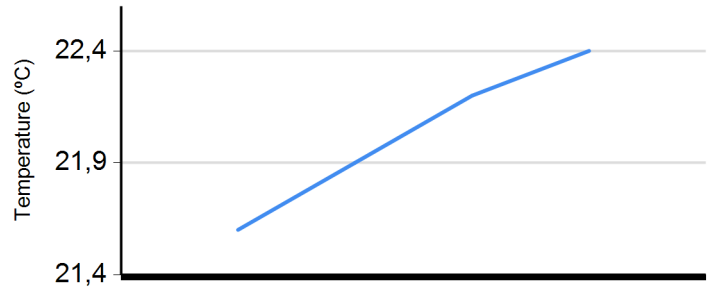
Red Bull Ring
Euroformula Open
Qualifying - 2
Weather Report



Air Temperature



Track Temperature



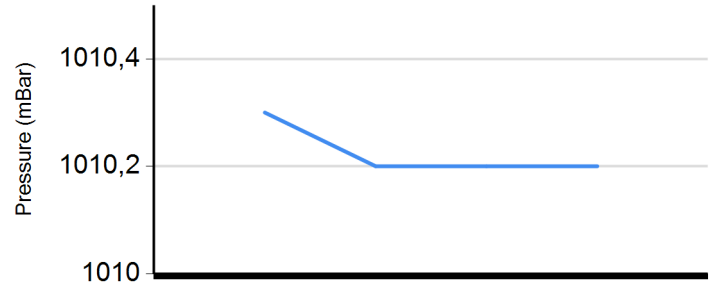
Session Time

Humidity



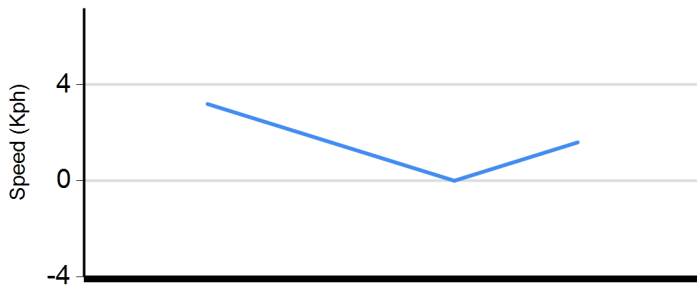
Session Time

Pressure



Session Time

Wind Speed



Session Time

Wind direction

North = 0°/360° Est = 90° South = 180° West = 270°



Session Time

Session Time

