

Red Bull Ring
Euroformula Open
Race - 1
Provisional Results



Cls	Nº	Entrant	Nat	Driver	Nat	Cat	Cls	Chassis - Engine	Team	Laps	Total Time	Gap	Interval	Km/h	Best	Time	Km/h
1	33	Team Motopark	DEU	Marino Sato	JPN			Dallara F317 Spiess	Team Motopark	20	29:28.323			175.8	14	1:24.728	183.4
2	7	Double R	GBR	Jack Doohan	AUS	R	1	Dallara F317 HWA	Double R	20	29:28.934	0.611	0.611	175.7	17	1:24.796	183.3
3	8	Teo Martin Motorsport	ESP	Lukas Dunner	AUT			Dallara F317 HWA	Teo Martin Motorsport	20	29:35.806	7.483	6.872	175.0	15	1:24.946	182.9
4	21	Fortec Motorsport	GBR	Calan Williams	AUS			Dallara F317 HWA	Fortec Motorsport	20	29:37.312	8.989	1.506	174.9	18	1:25.092	182.6
5	26	Double R	GBR	Linus Lundqvist	SWE	R	2	Dallara F317 HWA	Double R	20	29:46.307	17.984	8.995	174.0	19	1:25.078	182.7
6	1	RP Motorsport	ITA	Javier Gonzalez	MEX	R	3	Dallara F317 Spiess	RP Motorsport	20	29:50.050	21.727	3.743	173.6	15	1:25.596	181.6
7	18	Team Motopark	DEU	Julian Hanses	DEU			Dallara F317 Spiess	Team Motopark	20	29:57.474	29.151	7.424	172.9	12	1:25.247	182.3
8	51	Teo Martin Motorsport	ESP	Aldo Festante	ITA			Dallara F317 HWA	Teo Martin Motorsport	20	30:26.405	58.082	28.931	170.2	9	1:26.456	179.8
9	25	Team Motopark	DEU	Cameron Das	USA			Dallara F317 Spiess	Team Motopark	19	30:02.962	1 Lap	1 Lap	163.8	11	1:25.652	181.4
10	12	Carlin Motorsport	GBR	Christian Hahn	BRA			Dallara F317 Spiess	Carlin Motorsport	19	30:09.247	1 Lap	6.285	163.2	16	1:25.240	182.3
11	31	Carlin Motorsport	GBR	Billy Monger	GBR	R	4	Dallara F317 Spiess	Carlin Motorsport	18	27:06.159	2 Laps	1 Lap	172.0	14	1:24.824	183.2
Not classified: (Requirements: 75% of number laps of leader = 15 Laps)																	
	63	Carlin Motorsport	GBR	Nicolai Kjaergaard	DNK	R	5	Dallara F317 Spiess	Carlin Motorsport	12	26:10.361	8 Laps	6 Laps	118.7	11	1:24.984	182.9
	99	Drivex School	ESP	Rui Andrade	AGO	R	6	Dallara F317 HWA	Drivex School	6	9:45.790	14 Laps	6 Laps	159.2	5	1:27.594	177.4
	3	RP Motorsport	ITA	Pierre Louis Chovet	FRA	R	7	Dallara F317 Spiess	RP Motorsport								

Fastest lap Marino Sato in 1:24.728 at 183.5 Km/h in lap 14

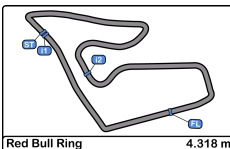
CAR #8 - 3 SECONDS TIME PENALTY ADDED TO RACE TIME TRACK LIMITS REPEATELY
 CAR #12 - 3 SECONDS TIME PENALTY ADDED TO RACE TIME TRACK LIMITS REPEATELY
 DRIVE THROUGH CAR 18 JUMP START DONE DURING THE RACE TIME

Published at:.....

Track Temp: 28.2 °C Air Temp: 17.9 °C Humidity: 53 % Track Status: WET

Stewards:	Race Director:	Timekeeper:
------------------	-----------------------	--------------------





Red Bull Ring
Euroformula Open
Race - 1
Provisional Results by Class



Cls	Nº	Entrant	Nat	Driver	Nat	Cat	Cls	Chassis - Engine	Team	Laps	Total Time	Gap	Interval	Km/h	Best	Time	Km/h
1	33	Team Motopark	DEU	Marino Sato	JPN			Dallara F317 Spiess	Team Motopark	20	29:28.323			175.8	14	1:24.728	183.4
2	8	Teo Martin Motorsport	ESP	Lukas Dunner	AUT			Dallara F317 HWA	Teo Martin Motorsport	20	29:35.806	7.483	7.483	175.0	15	1:24.946	182.9
3	21	Fortec Motorsport	GBR	Calan Williams	AUS			Dallara F317 HWA	Fortec Motorsport	20	29:37.312	8.989	1.506	174.9	18	1:25.092	182.6
4	18	Team Motopark	DEU	Julian Hanses	DEU			Dallara F317 Spiess	Team Motopark	20	29:57.474	29.151	20.162	172.9	12	1:25.247	182.3
5	51	Teo Martin Motorsport	ESP	Aldo Festante	ITA			Dallara F317 HWA	Teo Martin Motorsport	20	30:26.405	58.082	28.931	170.2	9	1:26.456	179.8
6	25	Team Motopark	DEU	Cameron Das	USA			Dallara F317 Spiess	Team Motopark	19	30:02.962	1 Lap	1 Lap	163.8	11	1:25.652	181.4
7	12	Carlin Motorsport	GBR	Christian Hahn	BRA			Dallara F317 Spiess	Carlin Motorsport	19	30:09.247	1 Lap	6.285	163.2	16	1:25.240	182.3
Rookie																	
1	7	Double R	GBR	Jack Doohan	AUS	R	1	Dallara F317 HWA	Double R	20	29:28.934			175.7	17	1:24.796	183.3
2	26	Double R	GBR	Linus Lundqvist	SWE	R	2	Dallara F317 HWA	Double R	20	29:46.307	17.984	17.373	174.0	19	1:25.078	182.7
3	1	RP Motorsport	ITA	Javier Gonzalez	MEX	R	3	Dallara F317 Spiess	RP Motorsport	20	29:50.050	21.727	3.743	173.6	15	1:25.596	181.6
4	31	Carlin Motorsport	GBR	Billy Monger	GBR	R	4	Dallara F317 Spiess	Carlin Motorsport	18	27:06.159	2 Laps	2 Laps	172.0	14	1:24.824	183.2
Not classified: (Requirements: 75% of number laps of leader = 15 Laps)																	
	63	Carlin Motorsport	GBR	Nicolai Kjaergaard	DNK	R	5	Dallara F317 Spiess	Carlin Motorsport	12	26:10.361	8 Laps	6 Laps	118.7	11	1:24.984	182.9
	99	Drivex School	ESP	Rui Andrade	AGO	R	6	Dallara F317 HWA	Drivex School	6	9:45.790	14 Laps	6 Laps	159.2	5	1:27.594	177.4
	3	RP Motorsport	ITA	Pierre Louis Chovet	FRA	R	7	Dallara F317 Spiess	RP Motorsport								

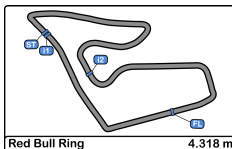
Fastest lap Marino Sato in 1:24.728 at 183.5 Km/h in lap 14

Published at:.....

Track Temp: 28.2 °C Air Temp: 17.9 °C Humidity: 53 % Track Status: WET

Stewards:	Race Director:	Timekeeper: 
------------------	-----------------------	--





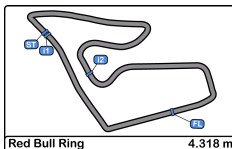
Red Bull Ring
Euroformula Open
Race - 1

Provisional Classification by Driver Fastest Lap



Clas	Nº	Entrant	Nat	Driver	Nat	Cat	Clas	Chassis - Engine	Team	Laps	Best	Time	Gap	Interval	Km/h
1	33	Team Motopark	DEU	Marino Sato	JPN			Dallara F317 Spiess	Team Motopark	20	14	1:24.728			183.4
2	7	Double R	GBR	Jack Doohan	AUS	R	1	Dallara F317 HWA	Double R	20	17	1:24.796	0.068	0.068	183.3
3	31	Carlin Motorsport	GBR	Billy Monger	GBR	R	2	Dallara F317 Spiess	Carlin Motorsport	18	14	1:24.824	0.096	0.028	183.2
4	8	Teo Martin Motorsport	ESP	Lukas Dunner	AUT			Dallara F317 HWA	Teo Martin Motorsport	20	15	1:24.946	0.218	0.122	182.9
5	63	Carlin Motorsport	GBR	Nicolai Kjaergaard	DNK	R	3	Dallara F317 Spiess	Carlin Motorsport	12	11	1:24.984	0.256	0.038	182.9
6	26	Double R	GBR	Linus Lundqvist	SWE	R	4	Dallara F317 HWA	Double R	20	19	1:25.078	0.350	0.094	182.7
7	21	Fortec Motorsport	GBR	Calan Williams	AUS			Dallara F317 HWA	Fortec Motorsport	20	18	1:25.092	0.364	0.014	182.6
8	12	Carlin Motorsport	GBR	Christian Hahn	BRA			Dallara F317 Spiess	Carlin Motorsport	19	16	1:25.240	0.512	0.148	182.3
9	18	Team Motopark	DEU	Julian Hanes	DEU			Dallara F317 Spiess	Team Motopark	20	12	1:25.247	0.519	0.007	182.3
10	1	RP Motorsport	ITA	Javier Gonzalez	MEX	R	5	Dallara F317 Spiess	RP Motorsport	20	15	1:25.596	0.868	0.349	181.6
11	25	Team Motopark	DEU	Cameron Das	USA			Dallara F317 Spiess	Team Motopark	19	11	1:25.652	0.924	0.056	181.4
12	51	Teo Martin Motorsport	ESP	Aldo Festante	ITA			Dallara F317 HWA	Teo Martin Motorsport	20	9	1:26.456	1.728	0.804	179.8
13	99	Drivex School	ESP	Rui Andrade	AGO	R	6	Dallara F317 HWA	Drivex School	6	5	1:27.594	2.866	1.138	177.4



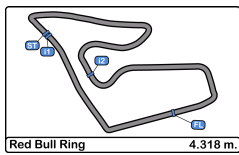


Red Bull Ring
Euroformula Open
Race - 1
Distance and Speed Average



Clas	Nº	Entrant	Nat	Driver	Nat	Cat	Clas	Chassis - Engine	Team	Laps	Distance	Total Time	Km/h
1	33	Team Motopark		Marino Sato				Dallara F317 Spiess	Team Motopark	20	86.36	29:28.323	175.8
2	7	Double R		Jack Doohan		R	1	Dallara F317 HWA	Double R	20	86.36	29:28.934	175.7
3	8	Teo Martin Motorsport		Lukas Dunner				Dallara F317 HWA	Teo Martin Motorsport	20	86.36	29:35.806	175.0
4	21	Fortec Motorsport		Calan Williams				Dallara F317 HWA	Fortec Motorsport	20	86.36	29:37.312	174.9
5	26	Double R		Linus Lundqvist		R	2	Dallara F317 HWA	Double R	20	86.36	29:46.307	174.0
6	1	RP Motorsport		Javier Gonzalez		R	3	Dallara F317 Spiess	RP Motorsport	20	86.36	29:50.050	173.6
7	18	Team Motopark		Julian Hanses				Dallara F317 Spiess	Team Motopark	20	86.36	29:57.474	172.9
8	51	Teo Martin Motorsport		Aldo Festante				Dallara F317 HWA	Teo Martin Motorsport	20	86.36	30:26.405	170.2
9	25	Team Motopark		Cameron Das				Dallara F317 Spiess	Team Motopark	19	82.04	30:02.962	163.8
10	12	Carlin Motorsport		Christian Hahn				Dallara F317 Spiess	Carlin Motorsport	19	82.04	30:09.247	163.2
11	31	Carlin Motorsport		Billy Monger		R	4	Dallara F317 Spiess	Carlin Motorsport	18	77.72	27:06.159	172.0
Not classified: (Requirements: 75% of number laps of leader = 15 Laps)													
	63	Carlin Motorsport		Nicolai Kjaergaard		R	5	Dallara F317 Spiess	Carlin Motorsport	12	51.81	26:10.361	118.7
	99	Drivex School		Rui Andrade		R	6	Dallara F317 HWA	Drivex School	6	25.90	9:45.790	159.2
	3	RP Motorsport		Pierre Louis Chovet		R	7	Dallara F317 Spiess	RP Motorsport				





Red Bull Ring
Euroformula Open
Race - 1
Lap Analysis

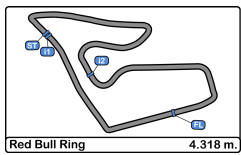


1							8								
Javier Gonzalez							Lukas Dunner								
Dallara F317 Spiess							Dallara F317 HWA								
R							Teo Martin Motorsport								
RP Motorsport							RP Motorsport								
Lap	D	Time	Sector 1	Sector 2	Sector 3	T. Spd	Elapsed	Lap	D	Time	Sector 1	Sector 2	Sector 3	T. Spd	Elapsed
1		1:47.165	27.920	49.937	29.308	206.8	1:47.165	1		1:34.783	27.843	40.915	26.025	207.6	1:34.783
2		2:04.781	24.587	1:00.282	39.912	168.4	3:51.946	2		2:15.328	31.260	1:02.769	41.299	120.8	3:50.111
3		1:28.720	23.199	40.069	25.452	220.8	5:20.666	3		1:28.353	22.808	40.147	25.398	235.8	5:18.464
4		1:27.638	22.594	39.132	25.912	219.5	6:48.304	4		1:26.735	22.499	38.907	25.329	218.1	6:45.199
5		1:27.357	22.542	39.344	25.471	221.7	8:15.661	5		1:26.476	22.217	38.980	25.279	225.9	8:11.675
6		1:26.444	22.708	38.630	25.106	214.7	9:42.105	6		1:26.437	22.535	38.709	25.193	215.1	9:38.112
7		1:27.386	22.551	39.360	25.475	216.0	11:09.491	7		1:25.787	22.397	38.404	24.986	216.4	11:03.899
8		1:26.183	22.431	38.595	25.157	217.3	12:35.674	8		1:25.695	22.427	38.363	24.905	216.4	12:29.594
9		1:26.688	22.577	38.701	25.410	215.5	14:02.362	9		1:25.613	22.254	38.348	25.011	216.8	13:55.207
10		1:26.779	22.588	38.684	25.507	214.2	15:29.141	10		1:25.633	22.326	38.301	25.006	216.4	15:20.840
11		1:26.346	22.585	38.522	25.239	213.4	16:55.487	11		1:25.514	22.276	38.222	25.016	216.4	16:46.354
12		1:27.091	22.526	39.216	25.349	214.7	18:22.578	12		1:25.167	22.162	38.144	24.861	216.4	18:11.521
13		1:26.152	22.405	38.572	25.175	218.1	19:48.730	13		1:25.527	22.192	38.196	25.139	216.4	19:37.048
14		1:25.636	22.307	38.324	25.005	217.7	21:14.366	14		1:25.089	22.210	37.998	24.881	217.3	21:02.137
15		1:25.596	22.353	38.307	24.936	219.0	22:39.962	15		1:24.946	22.133	38.115	24.698	218.6	22:27.083
16		1:26.021	22.312	38.600	25.109	219.0	24:05.983	16		1:25.006	22.212	38.081	24.713	217.3	23:52.089
17		1:25.907	22.365	38.323	25.219	218.6	25:31.890	17		1:25.105	22.249	38.064	24.792	217.7	25:17.194
18		1:25.926	22.392	38.469	25.065	216.8	26:57.816	18		1:25.380	22.161	38.443	24.776	217.3	26:42.574
19		1:26.085	22.314	38.575	25.196	217.7	28:23.901	19		1:25.212	22.358	38.101	24.753	217.3	28:07.786
20		1:26.149	22.473	38.474	25.202	217.3	29:50.050	20		1:25.020	22.231	38.006	24.783	217.7	29:32.806

3							12								
Pierre Louis Chovet							Christian Hahn								
Dallara F317 Spiess							Dallara F317 Spiess								
R							Carlin Motorsport								
RP Motorsport							RP Motorsport								
Lap	D	Time	Sector 1	Sector 2	Sector 3	T. Spd	Elapsed	Lap	D	Time	Sector 1	Sector 2	Sector 3	T. Spd	Elapsed
1			28.188			222.6		1		2:00.171 P	27.624	52.742	39.805	206.5	2:00.171
2								2		3:39.971	2:34.266	40.147	25.558	207.6	5:40.142
3								3		1:27.629	22.772	39.224	25.633	215.1	7:07.771
4								4		1:27.284	22.583	39.491	25.210	215.1	8:35.055
5								5		1:27.129	23.367	38.666	25.096	213.0	10:02.184
6								6		1:27.838	22.442	39.869	25.527	215.5	11:30.022
7								7		1:25.962	22.621	38.448	24.893	215.5	12:55.984
8								8		1:25.664	22.298	38.513	24.853	216.8	14:21.648
9								9		1:25.895	22.289	38.626	24.980	215.5	15:47.543
10								10		1:25.934	22.666	38.475	24.793	215.1	17:13.477
11								11		1:26.596	22.247	39.452	24.897	217.3	18:40.073
12								12		1:25.615	22.303	38.639	24.673	216.4	20:05.688
13								13		1:25.903	22.394	38.640	24.869	218.1	21:31.591
14								14		1:25.502	22.416	38.434	24.652	217.3	22:57.093
15								15		1:25.405	22.293	38.512	24.600	216.8	24:22.498
16								16		1:25.240	22.168	38.493	24.579	218.6	25:47.738
17								17		1:25.467	22.110	38.610	24.747	217.7	27:13.205
18								18		1:26.435	22.327	38.649	25.459	218.6	28:39.640
19								19		1:26.607	22.258	39.612	24.737	217.7	30:06.247

7							
Jack Doohan							
Dallara F317 HWA							
R							
Double R							
Lap	D	Time	Sector 1	Sector 2	Sector 3	T. Spd	Elapsed
1		1:33.867	27.569	40.223	26.075	208.4	1:33.867
2		2:15.953	31.381	1:02.803	41.769	123.9	3:49.820
3		1:27.871	23.050	39.548	25.273	217.3	5:17.691
4		1:26.355	22.277	38.862	25.216	223.1	6:44.046
5		1:26.068	22.441	38.536	25.091	216.0	8:10.114
6		1:25.780	22.338	38.411	25.031	216.0	9:35.894
7		1:25.754	22.360	38.393	25.001	217.3	11:01.648
8		1:25.841	22.396	38.423	25.022	216.4	12:27.489
9		1:25.534	22.409	38.316	24.809	216.8	13:53.023
10		1:25.403	22.214	38.299	24.890	217.7	15:18.426
11		1:25.159	22.093	38.325	24.741	218.6	16:43.585
12		1:25.115	22.047	38.278	24.790	219.0	18:08.700
13		1:25.474	22.137	38.543	24.794	219.5	19:34.174
14		1:25.128	22.101	38.275	24.752	218.1	20:59.302
15		1:24.876	22.057	38.130	24.689	219.0	22:24.178
16		1:24.954	22.125	38.153	24.676	218.6	23:49.132
17		1:24.796	21.963	38.151	24.682	219.5	25:13.928
18		1:25.030	22.088	38.226	24.716	218.6	26:38.958
19		1:24.923	22.102	38.139	24.682	219.5	28:03.881
20		1:25.053	22.016	38.229	24.808	219.5	29:28.934





Red Bull Ring
Euroformula Open
Race - 1
Lap Analysis



18

Julian Hanses

Dallara F317 Spiess

25

Cameron Das

Dallara F317 Spiess

Team Motopark

Team Motopark

Lap	D	Time	Sector 1	Sector 2	Sector 3	T. Spd	Elapsed	Lap	D	Time	Sector 1	Sector 2	Sector 3	T. Spd	Elapsed
1		1:29.558	24.626	39.002	25.930	211.7	1:29.558	1		1:42.790 P	27.715	41.897	33.178	208.4	1:42.790
2		2:19.180	32.408	1:04.311	42.461	89.7	3:48.738	2		3:55.355	2:49.897	39.354	26.104	210.1	5:38.145
3		1:26.177	22.696	38.549	24.932	213.4	5:14.915	3		1:27.011	22.721	38.897	25.393	215.1	7:05.156
4		1:26.106	22.418	38.672	25.016	216.4	6:41.021	4		1:26.810	22.729	38.716	25.365	214.7	8:31.966
5		1:25.944	22.412	38.511	25.021	216.0	8:06.965	5		1:26.544	22.625	38.588	25.331	215.5	9:58.510
6		1:31.303 P	22.406	38.478	30.419	215.1	9:38.268	6		1:27.158	22.759	38.784	25.615	215.1	11:25.668
7		1:43.831	39.172	39.353	25.306	213.0	11:22.099	7		1:26.736	22.554	38.820	25.362	215.5	12:52.404
8		1:25.843	22.293	38.789	24.761	216.4	12:47.942	8		1:26.196	22.447	38.506	25.243	216.0	14:18.600
9		1:25.504	22.262	38.423	24.819	216.4	14:13.446	9		1:26.201	22.457	38.529	25.215	215.5	15:44.801
10		1:25.672	22.312	38.458	24.902	215.5	15:39.118	10		1:25.747	22.307	38.357	25.083	216.8	17:10.548
11		1:25.341	22.220	38.297	24.824	216.8	17:04.459	11		1:25.652	22.204	38.350	25.098	218.6	18:36.200
12		1:25.247	22.192	38.331	24.724	218.1	18:29.706	12		1:25.769	22.260	38.503	25.006	216.8	20:01.969
13		1:25.340	22.119	38.402	24.819	217.3	19:55.046	13		1:25.886	22.289	38.408	25.189	218.1	21:27.855
14		1:25.322	22.237	38.370	24.715	218.6	21:20.368	14		1:25.874	22.230	38.531	25.113	218.1	22:53.729
15		1:25.338	22.208	38.334	24.796	219.5	22:45.706	15		1:25.692	22.140	38.512	25.040	218.1	24:19.421
16		1:26.190	22.229	38.585	25.376	219.5	24:11.896	16		1:25.849	22.290	38.546	25.013	218.1	25:45.270
17		1:26.618	22.514	38.662	25.442	222.6	25:38.514	17		1:25.654	22.196	38.426	25.032	218.1	27:10.924
18		1:27.330	22.339	39.349	25.642	223.6	27:05.844	18		1:26.174	22.461	38.474	25.239	218.1	28:37.098
19		1:25.999	22.234	38.945	24.820	223.6	28:31.843	19		1:25.864	22.250	38.454	25.160	218.1	30:02.962
20		1:25.631	22.258	38.551	24.822	217.7	29:57.474								

21

Calan Williams

Dallara F317 HWA

26

Linus Lundqvist

Dallara F317 HWA

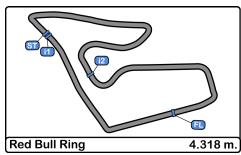
Fortec Motorsport

R

Double R

Lap	D	Time	Sector 1	Sector 2	Sector 3	T. Spd	Elapsed	Lap	D	Time	Sector 1	Sector 2	Sector 3	T. Spd	Elapsed
1		1:33.349	27.589	39.616	26.144	213.4	1:33.349	1		1:41.693	27.483	44.710	29.500	212.1	1:41.693
2		2:16.312	30.804	1:02.941	42.567	96.6	3:49.661	2		2:09.906	27.876	1:01.651	40.379	122.5	3:51.599
3		1:27.695	23.144	39.021	25.530	215.1	5:17.356	3		1:28.237	23.381	39.404	25.452	217.7	5:19.836
4		1:27.528	22.499	39.548	25.481	216.8	6:44.884	4		1:31.516	22.388	39.587	29.541	223.1	6:51.352
5		1:27.360	22.425	39.410	25.525	219.0	8:12.244	5		1:26.779	22.329	38.842	25.608	218.1	8:18.131
6		1:26.547	22.330	38.792	25.425	220.4	9:38.791	6		1:26.569	22.403	38.951	25.215	221.7	9:44.700
7		1:25.928	22.242	38.492	25.194	221.7	11:04.719	7		1:26.232	22.479	38.505	25.248	218.1	11:10.932
8		1:26.360	22.229	38.777	25.354	220.8	12:31.079	8		1:26.862	22.322	38.751	25.789	219.5	12:37.794
9		1:25.924	22.321	38.373	25.230	219.5	13:57.003	9		1:25.967	22.404	38.465	25.098	219.5	14:03.761
10		1:25.924	22.321	38.373	25.230	219.5	13:57.003	10		1:26.196	22.175	38.810	25.211	224.0	15:29.957
11		1:25.819	22.261	38.337	25.221	218.1	15:22.822	11		1:25.857	22.221	38.572	25.064	220.4	16:55.814
12		1:25.652	22.211	38.201	25.240	217.7	16:48.474	12		1:25.896	22.176	38.637	25.083	219.0	18:21.710
13		1:25.647	22.193	38.279	25.175	218.1	18:14.121	13		1:25.764	22.390	38.417	24.957	216.0	19:47.474
14		1:25.383	22.206	38.151	25.026	218.1	19:39.504	14		1:25.813	22.386	38.390	25.037	216.4	21:13.287
15		1:25.443	22.234	38.199	25.010	218.6	21:04.947	15		1:25.729	22.427	38.248	25.054	216.8	22:39.016
16		1:25.868	22.198	38.409	25.261	219.0	22:30.815	16		1:25.687	22.380	38.287	25.020	216.4	24:04.703
17		1:25.231	22.145	38.114	24.972	218.1	23:56.046	17		1:25.495	22.287	38.325	24.883	216.4	25:30.198
18		1:25.321	22.218	38.236	24.867	218.1	25:21.367	18		1:25.647	22.196	38.424	25.027	216.4	26:55.845
19		1:25.092	22.066	38.181	24.845	219.5	26:46.459	19		1:25.078	22.182	38.152	24.744	216.4	28:20.923
20		1:25.312	22.178	38.338	24.796	218.6	28:11.771	20		1:25.384	22.166	38.184	25.034	217.3	29:46.307
20		1:25.541	22.195	38.245	25.101	219.5	29:37.312								





Red Bull Ring
Euroformula Open
Race - 1
Lap Analysis



31

Billy Monger

Dallara F317 Spiess **51**

Aldo Festante

Dallara F317 HWA

R

Carlin Motorsport

Teo Martin Motorsport

Lap	D	Time	Sector 1	Sector 2	Sector 3	T. Spd	Elapsed	Lap	D	Time	Sector 1	Sector 2	Sector 3	T. Spd	Elapsed
1		1:39.800	28.038	43.769	27.993	204.5	1:39.800	1		1:36.434	28.041	41.774	26.619	212.5	1:36.434
2		2:11.552	28.573	1:02.338	40.641	126.6	3:51.352	2		2:14.084	30.326	1:02.578	41.180	122.0	3:50.518
3		1:30.772	23.198	41.966	25.608	219.0	5:22.124	3		1:28.763	23.082	39.777	25.904	216.8	5:19.281
4		1:27.326	22.536	39.417	25.373	221.7	6:49.450	4		1:28.680	22.777	39.790	26.113	215.5	6:47.961
5		1:26.950	22.430	39.107	25.413	219.0	8:16.400	5		1:28.142	22.626	40.009	25.507	213.8	8:16.103
6		1:26.181	22.313	38.844	25.024	224.0	9:42.581	6		1:27.405	22.612	39.321	25.472	214.7	9:43.508
7		1:25.778	22.161	38.659	24.958	223.6	11:08.359	7		1:26.768	22.583	38.710	25.475	217.3	11:10.276
8		1:25.462	22.410	38.190	24.862	216.8	12:33.821	8		1:26.599	22.394	38.815	25.390	217.3	12:36.875
9		1:25.122	22.330	38.091	24.701	218.1	13:58.943	9		1:26.456	22.456	38.562	25.438	217.3	14:03.331
10		1:42.294	22.147	38.832	41.315	218.6	15:41.237	10		1:27.680	22.433	39.597	25.650	216.8	15:31.011
11		1:25.885	22.489	38.455	24.941	217.3	17:07.122	11		1:26.694	22.475	38.636	25.583	215.5	16:57.705
12		1:25.980	22.273	38.736	24.971	218.6	18:33.102	12		1:26.764	22.527	38.734	25.503	217.3	18:24.469
13		1:25.416	22.314	38.445	24.657	216.8	19:58.518	13		1:26.954	22.548	38.867	25.539	214.2	19:51.423
14		1:24.824	22.245	37.919	24.660	219.0	21:23.342	14		1:26.558	22.603	38.644	25.311	215.1	21:17.981
15		1:27.166	22.235	39.982	24.949	218.6	22:50.508	15		1:26.592	22.597	38.624	25.371	215.5	22:44.573
16		1:24.845	22.191	38.130	24.524	218.6	24:15.353	16		1:26.915	22.467	38.846	25.602	215.1	24:11.488
17		1:25.561	22.033	38.218	25.310	220.4	25:40.914	17		1:26.658	22.529	38.675	25.454	214.7	25:38.146
18		1:25.245	22.005	38.237	25.003	219.9	27:06.159	18		1:27.394	22.499	39.250	25.645	214.2	27:05.540
19			22.047			225.4		19		1:42.273	22.421	47.678	32.174	215.1	28:47.813
20								20		1:38.592	24.382	43.735	30.475	205.3	30:26.405

33

Marino Sato

Dallara F317 Spiess

Nicolai Kjaergaard

Dallara F317 Spiess

Team Motopark

63

R

Carlin Motorsport

Lap	D	Time	Sector 1	Sector 2	Sector 3	T. Spd	Elapsed	Lap	D	Time	Sector 1	Sector 2	Sector 3	T. Spd	Elapsed
1		1:30.595	25.231	39.077	26.287	217.7	1:30.595	1		1:59.282 P	27.797	48.837	42.648	199.6	1:59.282
2		2:18.688	32.779	1:03.398	42.511	95.1	3:49.283	2		9:39.295	8:31.868	41.008	26.419	205.3	11:38.577
3		1:26.628	22.734	38.659	25.235	219.0	5:15.911	3		1:27.535	22.834	39.280	25.421	212.5	13:06.112
4		1:26.324	22.313	38.619	25.392	219.9	6:42.235	4		1:26.073	22.483	38.654	24.936	214.2	14:32.185
5		1:26.024	22.304	38.554	25.166	219.5	8:08.259	5		1:25.501	22.383	38.415	24.703	214.2	15:57.686
6		1:26.034	22.318	38.352	25.364	219.5	9:34.293	6		1:27.554	22.292	38.477	26.785	215.5	17:25.240
7		1:25.767	22.418	38.257	25.092	218.1	11:00.060	7		1:26.921	23.070	38.949	24.902	216.0	18:52.161
8		1:25.950	22.394	38.408	25.148	218.1	12:26.010	8		1:25.660	22.333	38.518	24.809	214.7	20:17.821
9		1:25.690	22.311	38.193	25.186	218.6	13:51.700	9		1:25.344	22.275	38.488	24.581	216.8	21:43.165
10		1:25.648	22.348	38.188	25.112	218.1	15:17.348	10		1:25.360	22.340	38.406	24.614	216.0	23:08.525
11		1:25.442	22.336	38.232	24.874	218.1	16:42.790	11		1:24.984	22.277	38.239	24.468	216.8	24:33.509
12		1:25.153	22.096	38.149	24.908	218.6	18:07.943	12		1:36.852 P	22.175	38.632	36.045	216.8	26:10.361

99

Rui Andrade

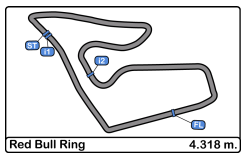
Dallara F317 HWA

R

Drivex School

Lap	D	Time	Sector 1	Sector 2	Sector 3	T. Spd	Elapsed
1		1:38.700	28.690	42.350	27.660	224.0	1:38.700
2		2:12.574	28.594	1:02.802	41.178	124.5	3:51.274
3		1:30.355	23.607	40.788	25.960	222.2	5:21.629
4		1:28.686	22.919	40.074	25.693	217.7	6:50.315
5		1:27.594	22.356	39.503	25.735	219.0	8:17.909
6		1:27.881	22.564	39.753	25.564	216.0	9:45.790
7			22.450			218.6	





Red Bull Ring
Euroformula Open
Race - 1
Analysis by Lap



Num	Lap Time	Gap
Lap 1		
18	1:29.558	
33	1:30.595	01.037
21	1:33.349	03.791
7	1:33.867	04.309
8	1:34.783	05.225
51	1:36.434	06.876
99	1:38.700	09.142
31	1:39.800	10.242
26	1:41.693	12.135
25	1:42.790	13.232
1	1:47.165	17.607
63	1:59.282	29.724
12	2:00.171	30.613

Num	Lap Time	Gap
Lap 2		
18	2:19.180	
33	2:18.688	00.545
21	2:16.312	00.923
7	2:15.953	01.082
8	2:15.328	01.373
51	2:14.084	01.780
99	2:12.574	02.536
31	2:11.552	02.614
26	2:09.906	02.861
1	2:04.781	03.208

Num	Lap Time	Gap
Lap 3		
18	1:26.177	
33	1:26.628	00.996
21	1:27.695	02.441
7	1:27.871	02.776
8	1:28.353	03.549
51	1:28.763	04.366
26	1:28.237	04.921
1	1:28.720	05.751
99	1:30.355	06.714
31	1:30.772	07.209
25	3:55.355	1 Lap
12	3:39.971	1 Lap

25	3:55.355	1 Lap
12	3:39.971	1 Lap

Num	Lap Time	Gap
Lap 4		
18	1:26.106	
33	1:26.324	01.214
7	1:26.355	03.025
21	1:27.528	03.863
8	1:26.735	04.178
51	1:28.680	06.940
1	1:27.638	07.283
31	1:27.326	08.429
99	1:28.686	09.294
26	1:31.516	10.331
25	1:27.011	1 Lap
12	1:27.629	1 Lap

Num	Lap Time	Gap
Lap 5		
18	1:25.944	
33	1:26.024	01.294
7	1:26.068	03.149
8	1:26.476	04.710
21	1:27.360	05.279
1	1:27.357	08.696
51	1:28.142	09.138
31	1:26.950	09.435
99	1:27.594	10.944
26	1:26.779	11.166
25	1:26.810	1 Lap
12	1:27.284	1 Lap

Num	Lap Time	Gap
Lap 6		
33	1:26.034	
7	1:25.780	01.601
8	1:26.437	03.819
18	1:31.303	03.975
21	1:26.547	04.498
1	1:26.444	07.812
31	1:26.181	08.288
51	1:27.405	09.215
26	1:26.569	10.407
99	1:27.881	11.497
25	1:26.544	1 Lap

25	1:26.544	1 Lap
----	----------	-------

Num	Lap Time	Gap
Lap 7		
33	1:25.767	
7	1:25.754	01.588
8	1:25.787	03.839
21	1:25.928	04.659
31	1:25.778	08.299
1	1:27.386	09.431
51	1:26.768	10.216
26	1:26.232	10.872
18	1:43.831	22.039
25	1:27.158	1 Lap
12	1:27.838	1 Lap
63	9:39.295	5 Laps

Num	Lap Time	Gap
Lap 8		
33	1:25.950	
7	1:25.841	01.479
8	1:25.695	03.584
21	1:26.360	05.069
31	1:25.462	07.811
1	1:26.183	09.664
51	1:26.599	10.865
26	1:26.862	11.784
18	1:25.843	21.932
25	1:26.736	1 Lap
12	1:25.962	1 Lap
63	1:27.535	5 Laps

Num	Lap Time	Gap
Lap 9		
33	1:25.690	
7	1:25.534	01.323
8	1:25.613	03.507
21	1:25.924	05.303
31	1:25.122	07.243
1	1:26.688	10.662
51	1:26.456	11.631
26	1:25.967	12.061
18	1:25.504	21.746
25	1:26.196	1 Lap

25	1:26.196	1 Lap
----	----------	-------

Num	Lap Time	Gap
Lap 10		
33	1:25.648	
7	1:25.403	01.078
8	1:25.633	03.492
21	1:25.819	05.474
1	1:26.779	11.793
26	1:26.196	12.609
51	1:27.680	13.663
18	1:25.672	21.770
31	1:42.294	23.889
25	1:26.201	1 Lap
12	1:25.895	1 Lap
63	1:25.501	5 Laps

Num	Lap Time	Gap
Lap 11		
33	1:25.442	
7	1:25.159	00.795
8	1:25.514	03.564
21	1:25.652	05.684
1	1:26.346	12.697
26	1:25.857	13.024
51	1:26.694	14.915
18	1:25.341	21.669
31	1:25.885	24.332
25	1:25.747	1 Lap
12	1:25.934	1 Lap
63	1:27.554	5 Laps

Num	Lap Time	Gap
Lap 12		
33	1:25.153	
7	1:25.115	00.757
8	1:25.167	03.578
21	1:25.647	06.178
26	1:25.896	13.767
1	1:27.091	14.635
51	1:26.764	16.526
18	1:25.247	21.763
31	1:25.980	25.159

31	1:25.980	25.159
----	----------	--------

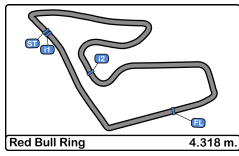
Num	Lap Time	Gap
Lap 13		
33	1:24.968	
7	1:25.474	01.263
8	1:25.527	04.137
21	1:25.383	06.593
26	1:25.764	14.563
1	1:26.152	15.819
51	1:26.954	18.512
18	1:25.340	22.135
31	1:25.416	25.607
25	1:25.769	1 Lap
12	1:25.615	1 Lap
63	1:25.660	5 Laps

Num	Lap Time	Gap
Lap 14		
33	1:24.728	
7	1:25.128	01.663
8	1:25.089	04.498
21	1:25.443	07.308
26	1:25.813	15.648
1	1:25.636	16.727
51	1:26.558	20.342
18	1:25.322	22.729
31	1:24.824	25.703
25	1:25.886	1 Lap
12	1:25.903	1 Lap
63	1:25.344	5 Laps

Num	Lap Time	Gap
Lap 15		
33	1:24.896	
7	1:24.876	01.643
8	1:24.946	04.548
21	1:25.868	08.280
26	1:25.729	16.481
1	1:25.596	17.427
51	1:26.592	22.038
18	1:25.338	23.171

18	1:25.338	23.171
----	----------	--------





Red Bull Ring
Euroformula Open
Race - 1
Analysis by Lap



31	1:27.166	27.973	18	1:27.330	28.364
25	1:25.874	1 Lap	31	1:25.245	28.679
12	1:25.502	1 Lap	25	1:25.654	1 Lap
63	1:25.360	5 Laps	12	1:25.467	1 Lap
Num	Lap Time	Gap	Num	Lap Time	Gap

Lap 16

33	1:25.002	
7	1:24.954	01.595
8	1:25.006	04.552
21	1:25.231	08.509
26	1:25.687	17.166
1	1:26.021	18.446
51	1:26.915	23.951
18	1:26.190	24.359
31	1:24.845	27.816
25	1:25.692	1 Lap
12	1:25.405	1 Lap
63	1:24.984	5 Laps
Num	Lap Time	Gap

Lap 17

33	1:25.003	
7	1:24.796	01.388
8	1:25.105	04.654
21	1:25.321	08.827
26	1:25.495	17.658
1	1:25.907	19.350
51	1:26.658	25.606
18	1:26.618	25.974
31	1:25.561	28.374
25	1:25.849	1 Lap
12	1:25.240	1 Lap
63	1:36.852	5 Laps
Num	Lap Time	Gap

Lap 18

33	1:24.940	
7	1:25.030	01.478
8	1:25.380	05.094
21	1:25.092	08.979
26	1:25.647	18.365
1	1:25.926	20.336
51	1:27.394	28.060

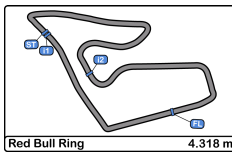
Lap 19

33	1:24.791	
7	1:24.923	01.610
8	1:25.212	05.515
21	1:25.312	09.500
26	1:25.078	18.652
1	1:26.085	21.630
18	1:25.999	29.572
25	1:26.174	1 Lap
12	1:26.435	1 Lap
51	1:42.273	45.542
Num	Lap Time	Gap

Lap 20

33	1:26.052	
7	1:25.053	00.611
8	1:25.020	04.483
21	1:25.541	08.989
26	1:25.384	17.984
1	1:26.149	21.727
18	1:25.631	29.151
25	1:25.864	1 Lap
12	1:26.607	1 Lap
51	1:38.592	58.082



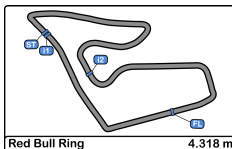


Red Bull Ring
Euroformula Open
Race - 1
Best Sectors Results



Sector - 1				Sector - 2				Sector - 3				Ideal Lap vs Best Lap				
Clas	Nº	Driver	Time	Nº	Driver	Time	Nº	Driver	Time	Clas	Nº	Driver	Ideal Lap	Best Lap	Clas	
1	7	Jack Doohan	21.963	33	Marino Sato	37.845	63	Nicolai Kjaergaard	24.468	1	31	Billy Monger	1:24.448	1:24.824	3	
2	31	Billy Monger	22.005	31	Billy Monger	37.919	31	Billy Monger	24.524	2	33	Marino Sato	1:24.664	1:24.728	1	
3	21	Calan Williams	22.066	8	Lukas Dunner	37.998	12	Christian Hahn	24.579	3	7	Jack Doohan	1:24.769	1:24.796	2	
4	33	Marino Sato	22.070	21	Calan Williams	38.114	7	Jack Doohan	24.676	4	8	Lukas Dunner	1:24.829	1:24.946	4	
5	12	Christian Hahn	22.110	7	Jack Doohan	38.130	8	Lukas Dunner	24.698	5	63	Nicolai Kjaergaard	1:24.882	1:24.984	5	
6	18	Julian Hanses	22.119	26	Linus Lundqvist	38.152	18	Julian Hanses	24.715	6	21	Calan Williams	1:24.976	1:25.092	7	
7	8	Lukas Dunner	22.133	63	Nicolai Kjaergaard	38.239	26	Linus Lundqvist	24.744	7	26	Linus Lundqvist	1:25.062	1:25.078	6	
8	25	Cameron Das	22.140	18	Julian Hanses	38.297	33	Marino Sato	24.749	8	12	Christian Hahn	1:25.123	1:25.240	8	
9	26	Linus Lundqvist	22.166	1	Javier Gonzalez	38.307	21	Calan Williams	24.796	9	18	Julian Hanses	1:25.131	1:25.247	9	
10	63	Nicolai Kjaergaard	22.175	25	Cameron Das	38.350	1	Javier Gonzalez	24.936	10	25	Cameron Das	1:25.496	1:25.652	11	
11	1	Javier Gonzalez	22.307	12	Christian Hahn	38.434	25	Cameron Das	25.006	11	1	Javier Gonzalez	1:25.550	1:25.596	10	
12	99	Rui Andrade	22.356	51	Aldo Festante	38.562	51	Aldo Festante	25.311	12	51	Aldo Festante	1:26.267	1:26.456	12	
13	51	Aldo Festante	22.394	99	Rui Andrade	39.503	99	Rui Andrade	25.564	13	99	Rui Andrade	1:27.423	1:27.594	13	
14	3	Pierre Louis Chovet	28.188	3	Pierre Louis Chovet	Transpon	3	Pierre Louis Chovet	Transpon	14	3	Pierre Louis Chovet	Transpon	Transpo	14	



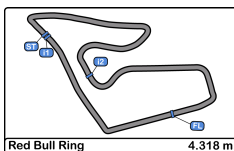


Red Bull Ring
Euroformula Open
Race - 1
Leader Sequence



Nº	Entrant	Nat	Driver	Nat	Cat	Chassis	Team	Start Lap	End Lap	Laps	Total Laps
18	Team Motopark	DEU	Julian Hanes	DEU		Dallara F317 Spiess	Team Motopark	1	5	5	5
33	Team Motopark	DEU	Marino Sato	JPN		Dallara F317 Spiess	Team Motopark	6	20	15	15



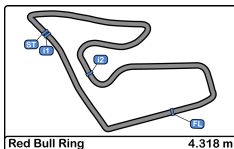


Red Bull Ring
Euroformula Open
Race - 1
Best 5 Lap Times



Cls	Nº	Entrant	Nat	Driver	Nat	Cat	Cls	Chassis - Engine	Team	Best 1		Best 2		Best 3		Best 4		Best 5	
										Time	Lap	Time	Lap	Time	Lap	Time	Lap	Time	Lap
1	33	Team Motopark	DEU	Marino Sato	JPN			Dallara F317 Spiess	Team Motopark	1:24.728	14	1:24.791	19	1:24.896	15	1:24.940	18	1:24.968	13
2	7	Double R	GBR	Jack Doohan	AUS	R	1	Dallara F317 HWA	Double R	1:24.796	17	1:24.876	15	1:24.923	19	1:24.954	16	1:25.030	18
3	31	Carlin Motorsport	GBR	Billy Monger	GBR	R	2	Dallara F317 Spiess	Carlin Motorsport	1:24.824	14	1:24.845	16	1:25.122	9	1:25.245	18	1:25.416	13
4	8	Teo Martin Motorsport	ESP	Lukas Dunner	AUT			Dallara F317 HWA	Teo Martin Motorsport	1:24.946	15	1:25.006	16	1:25.020	20	1:25.089	14	1:25.105	17
5	63	Carlin Motorsport	GBR	Nicolai Kjaergaard	DNK	R	3	Dallara F317 Spiess	Carlin Motorsport	1:24.984	11	1:25.344	9	1:25.360	10	1:25.501	5	1:25.660	8
6	26	Double R	GBR	Linus Lundqvist	SWE	R	4	Dallara F317 HWA	Double R	1:25.078	19	1:25.384	20	1:25.495	17	1:25.647	18	1:25.687	16
7	21	Fortec Motorsport	GBR	Calan Williams	AUS			Dallara F317 HWA	Fortec Motorsport	1:25.092	18	1:25.231	16	1:25.312	19	1:25.321	17	1:25.383	13
8	12	Carlin Motorsport	GBR	Christian Hahn	BRA			Dallara F317 Spiess	Carlin Motorsport	1:25.240	16	1:25.405	15	1:25.467	17	1:25.502	14	1:25.615	12
9	18	Team Motopark	DEU	Julian Hanses	DEU			Dallara F317 Spiess	Team Motopark	1:25.247	12	1:25.322	14	1:25.338	15	1:25.340	13	1:25.341	11
10	1	RP Motorsport	ITA	Javier Gonzalez	MEX	R	5	Dallara F317 Spiess	RP Motorsport	1:25.596	15	1:25.636	14	1:25.907	17	1:25.926	18	1:26.021	16
11	25	Team Motopark	DEU	Cameron Das	USA			Dallara F317 Spiess	Team Motopark	1:25.652	11	1:25.654	17	1:25.692	15	1:25.747	10	1:25.769	12
12	51	Teo Martin Motorsport	ESP	Aldo Festante	ITA			Dallara F317 HWA	Teo Martin Motorsport	1:26.456	9	1:26.558	14	1:26.592	15	1:26.599	8	1:26.658	17
13	99	Drivex School	ESP	Rui Andrade	AGO	R	6	Dallara F317 HWA	Drivex School	1:27.594	5	1:27.881	6	1:28.686	4	1:30.355	3	1:38.700	1
14	3	RP Motorsport	ITA	Pierre Louis Chovet	FRA	R	7	Dallara F317 Spiess	RP Motorsport										



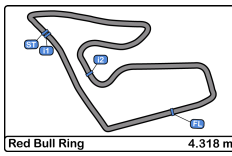


Red Bull Ring
Euroformula Open
Race - 1
Best 5 Top Speeds



Cls	Nº	Entrant	Nat	Driver	Nat	Cat	Cls	Chassis - Engine	Team	Top 1		Top 2		Top 3		Top 4		Top 5		Avg
										Km/h	Lap	Km/h	Lap	Km/h	Lap	Km/h	Lap	Km/h	Lap	
1	8	Teo Martin Motorsport	ESP	Lukas Dunner	AUT			Dallara F317 HWA	Teo Martin Motorsport	235.8	3	225.9	5	218.6	15	218.1	4	217.7	17	223.2
2	31	Carlin Motorsport	GBR	Billy Monger	GBR	R	1	Dallara F317 Spiess	Carlin Motorsport	225.4	19	224.0	6	223.6	7	221.7	4	220.4	17	223.0
3	26	Double R	GBR	Linus Lundqvist	SWE	R	2	Dallara F317 HWA	Double R	224.0	10	223.1	4	221.7	6	220.4	11	219.5	8	221.7
4	99	Drivex School	ESP	Rui Andrade	AGO	R	3	Dallara F317 HWA	Drivex School	224.0	1	222.2	3	219.0	5	218.6	7	217.7	4	220.3
5	18	Team Motopark	DEU	Julian Hanses	DEU			Dallara F317 Spiess	Team Motopark	223.6	18	223.6	19	222.6	17	219.5	15	219.5	16	221.7
6	7	Double R	GBR	Jack Doohan	AUS	R	4	Dallara F317 HWA	Double R	223.1	4	219.5	13	219.5	17	219.5	19	219.5	20	220.2
7	3	RP Motorsport	ITA	Pierre Louis Chovet	FRA	R	5	Dallara F317 Spiess	RP Motorsport	222.6	1									222.6
8	1	RP Motorsport	ITA	Javier Gonzalez	MEX	R	6	Dallara F317 Spiess	RP Motorsport	221.7	5	220.8	3	219.5	4	219.0	15	219.0	16	220.0
9	21	Fortec Motorsport	GBR	Calan Williams	AUS			Dallara F317 HWA	Fortec Motorsport	221.7	7	220.8	8	220.4	6	219.5	9	219.5	18	220.4
10	33	Team Motopark	DEU	Marino Sato	JPN			Dallara F317 Spiess	Team Motopark	221.3	20	220.4	15	220.4	17	220.4	19	219.9	4	220.4
11	12	Carlin Motorsport	GBR	Christian Hahn	BRA			Dallara F317 Spiess	Carlin Motorsport	218.6	16	218.6	18	218.1	13	217.7	17	217.7	19	218.1
12	25	Team Motopark	DEU	Cameron Das	USA			Dallara F317 Spiess	Team Motopark	218.6	11	218.1	13	218.1	14	218.1	15	218.1	16	218.2
13	51	Teo Martin Motorsport	ESP	Aldo Festante	ITA			Dallara F317 HWA	Teo Martin Motorsport	217.3	7	217.3	8	217.3	9	217.3	12	216.8	3	217.2
14	63	Carlin Motorsport	GBR	Nicolai Kjaergaard	DNK	R	7	Dallara F317 Spiess	Carlin Motorsport	216.8	9	216.8	11	216.8	12	216.0	7	216.0	10	216.5



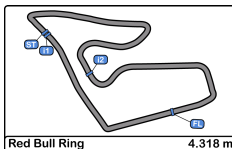


Red Bull Ring
Euroformula Open
Race - 1
Fastest Laps Sequence



Lap	Time of Day	Session Time	Nº	Entrant	Nat	Driver	Nat	Cat	Chassis - Engine	Team	Time	Km/h
3	14:28:28.479	5:14.479	18	Team Motopark	DEU	Julian Hanses	DEU		Dallara F317 Spiess	Team Motopark	1:26.177	180.3
4	14:29:54.585	6:40.585	18	Team Motopark	DEU	Julian Hanses	DEU		Dallara F317 Spiess	Team Motopark	1:26.106	180.5
5	14:31:20.529	8:06.529	18	Team Motopark	DEU	Julian Hanses	DEU		Dallara F317 Spiess	Team Motopark	1:25.944	180.8
6	14:32:49.458	9:35.458	7	Double R	GBR	Jack Doohan	AUS	R	Dallara F317 HWA	Double R	1:25.780	181.2
7	14:34:13.624	10:59.624	33	Team Motopark	DEU	Marino Sato	JPN		Dallara F317 Spiess	Team Motopark	1:25.767	181.2
7	14:34:15.212	11:01.212	7	Double R	GBR	Jack Doohan	AUS	R	Dallara F317 HWA	Double R	1:25.754	181.2
8	14:35:43.158	12:29.158	8	Teo Martin Motorsport	ESP	Lukas Dunner	AUT		Dallara F317 HWA	Teo Martin Motorsport	1:25.695	181.3
8	14:35:47.385	12:33.385	31	Carlin Motorsport	GBR	Billy Monger	GBR	R	Dallara F317 Spiess	Carlin Motorsport	1:25.462	181.8
9	14:37:12.507	13:58.507	31	Carlin Motorsport	GBR	Billy Monger	GBR	R	Dallara F317 Spiess	Carlin Motorsport	1:25.122	182.6
12	14:41:22.265	18:08.265	7	Double R	GBR	Jack Doohan	AUS	R	Dallara F317 HWA	Double R	1:25.115	182.6
13	14:42:46.476	19:32.476	33	Team Motopark	DEU	Marino Sato	JPN		Dallara F317 Spiess	Team Motopark	1:24.968	182.9
14	14:44:11.203	20:57.203	33	Team Motopark	DEU	Marino Sato	JPN		Dallara F317 Spiess	Team Motopark	1:24.728	183.4



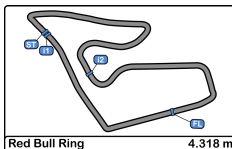


Red Bull Ring
Euroformula Open
Race - 1
Event Best Maximum Speed



Nº	Entrant	Nat	Driver	Nat	Cat	Clas	Chassis - Engine	Team	Km/h	Session
8	Teo Martin Motorsport	ESP	Lukas Dunner	AUT			Dallara F317 HWA	Teo Martin Motorsport	235.8	Race - 1
31	Carlin Motorsport	GBR	Billy Monger	GBR	R	1	Dallara F317 Spiess	Carlin Motorsport	225.4	Race - 1
3	RP Motorsport	ITA	Pierre Louis Chovet	FRA	R	2	Dallara F317 Spiess	RP Motorsport	224.0	Free Practice - 1
99	Drivex School	ESP	Rui Andrade	AGO	R	3	Dallara F317 HWA	Drivex School	224.0	Race - 1
26	Double R	GBR	Linus Lundqvist	SWE	R	4	Dallara F317 HWA	Double R	224.0	Race - 1
33	Team Motopark	DEU	Marino Sato	JPN			Dallara F317 Spiess	Team Motopark	223.6	Qualifying - 1
63	Carlin Motorsport	GBR	Nicolai Kjaergaard	DNK	R	5	Dallara F317 Spiess	Carlin Motorsport	223.6	Qualifying - 1
18	Team Motopark	DEU	Julian Hanses	DEU			Dallara F317 Spiess	Team Motopark	223.6	Race - 1
7	Double R	GBR	Jack Doohan	AUS	R	6	Dallara F317 HWA	Double R	223.1	Race - 1
1	RP Motorsport	ITA	Javier Gonzalez	MEX	R	7	Dallara F317 Spiess	RP Motorsport	222.6	Qualifying - 1
51	Teo Martin Motorsport	ESP	Aldo Festante	ITA			Dallara F317 HWA	Teo Martin Motorsport	221.7	Qualifying - 1
12	Carlin Motorsport	GBR	Christian Hahn	BRA			Dallara F317 Spiess	Carlin Motorsport	221.7	Qualifying - 1
21	Fortec Motorsport	GBR	Calan Williams	AUS			Dallara F317 HWA	Fortec Motorsport	221.7	Race - 1
25	Team Motopark	DEU	Cameron Das	USA			Dallara F317 Spiess	Team Motopark	221.3	Qualifying - 1





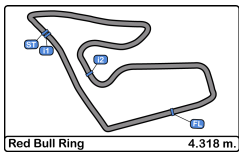
Red Bull Ring
Euroformula Open
Race - 1
Lap Chart



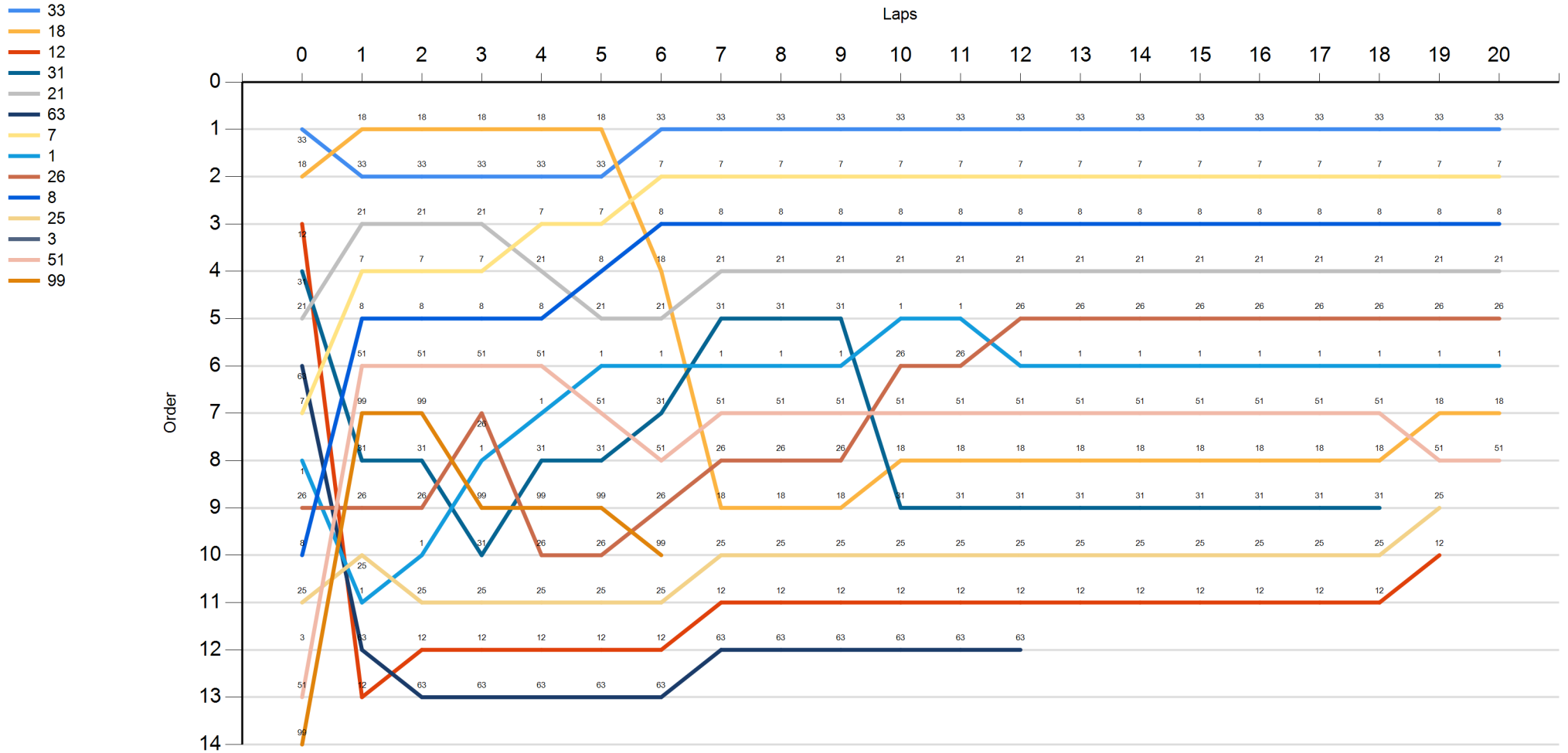
LAP

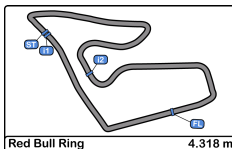
Nr	Po	Grid	1	2	3	4	5	6	7	8	9	10	11	12	13	14	15	16	17	18	19	20
33	1	33	18	18	18	18	18	33	33	33	33	33	33	33	33	33	33	33	33	33	33	33
18	2	18	33	33	33	33	33	7	7	7	7	7	7	7	7	7	7	7	7	7	7	7
12	3	12	21	21	21	7	7	8	8	8	8	8	8	8	8	8	8	8	8	8	8	8
31	4	31	7	7	7	21	8	18	21	21	21	21	21	21	21	21	21	21	21	21	21	21
21	5	21	8	8	8	8	21	21	31	31	31	1	1	26	26	26	26	26	26	26	26	26
63	6	63	51	51	51	51	1	1	1	1	1	26	26	1	1	1	1	1	1	1	1	1
7	7	7	99	99	26	1	51	31	51	51	51	51	51	51	51	51	51	51	51	51	18	18
1	8	1	31	31	1	31	31	51	26	26	26	18	18	18	18	18	18	18	18	18	51	51
26	9	26	26	26	99	99	99	26	18	18	18	31	31	31	31	31	31	31	31	31	25	25
8	10	8	25	1	31	26	26	99	25	25	25	25	25	25	25	25	25	25	25	25	12	12
25	11	25	1	25	25	25	25	25	12	12	12	12	12	12	12	12	12	12	12	12	12	12
3	12	3	63	12	12	12	12	12	63	63	63	63	63	63	63	63	63	63	63	63	63	63
51	13	51	12	63	63	63	63	63	63	63	63	63	63	63	63	63	63	63	63	63	63	63
99	14	99	99	99	99	99	99	99	99	99	99	99	99	99	99	99	99	99	99	99	99	99





Red Bull Ring
Euroformula Open
Race - 1
Graphic Lap Chart





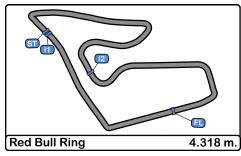
Red Bull Ring
Euroformula Open
Race - 1
Pit Stop Analysis

Red Bull Ring 4.318 m



Nr.	In Day Time	Entrant	Nat	Driver	Nat	Cat	Chassis - Engine	Team	In Time	Stop N°	Pit Time	Handicap	Penalty
25	14:24:51.486	Team Motopark	DE	Cameron Das	US		Dallara F317 Spiess	Team Motopark	1:37.922	1	2:33.216		
63	14:25:07.947	Carlin Motorsport	GB	Nicolai Kjaergaard	DK	R	Dallara F317 Spiess	Carlin Motorsport	1:54.383	1	8:14.331		
12	14:25:08.747	Carlin Motorsport	GB	Christian Hahn	BR		Dallara F317 Spiess	Carlin Motorsport	1:55.183	1	2:17.781		
18	14:32:46.846	Team Motopark	DE	Julian Hanses	DE		Dallara F317 Spiess	Team Motopark	9:33.282	1	22.831		

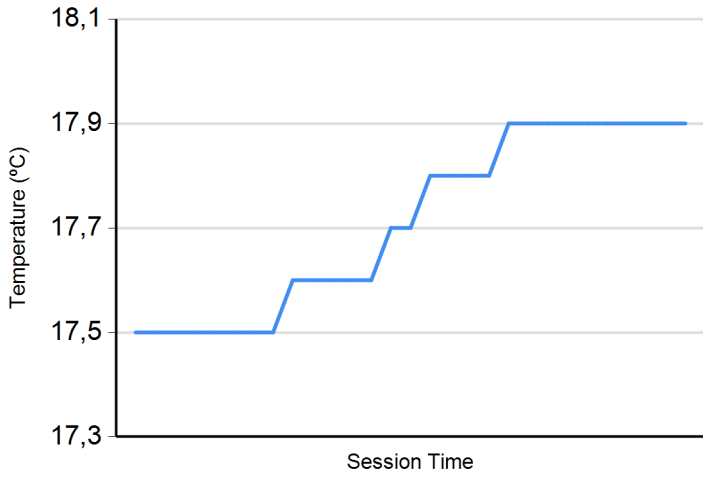




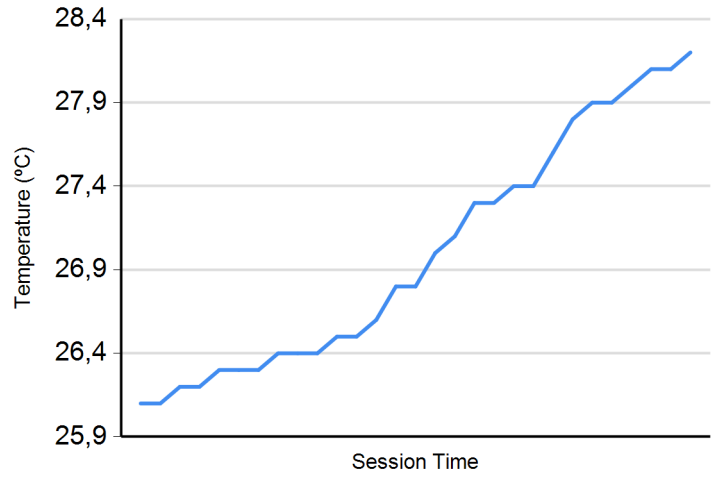
Red Bull Ring
Euroformula Open
Race - 1
Weather Report



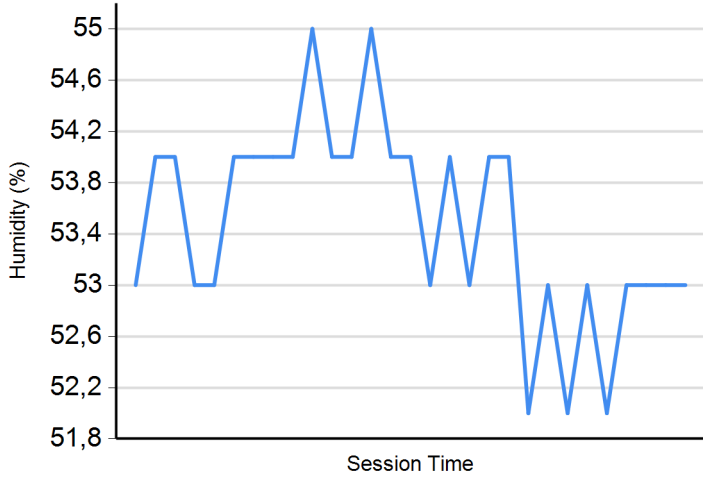
Air Temperature



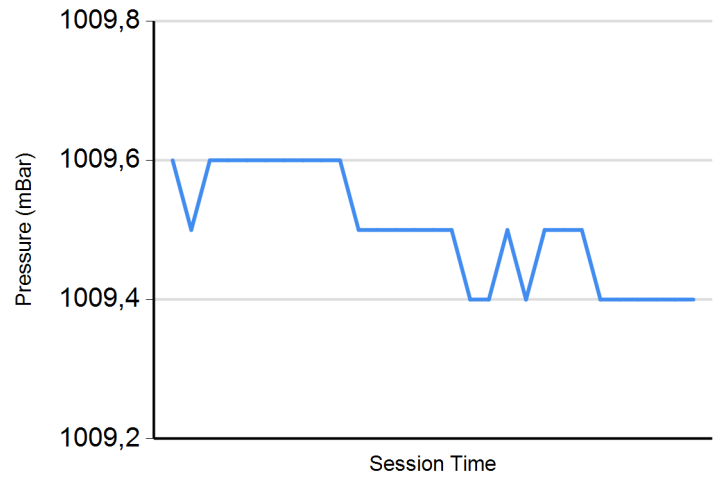
Track Temperature



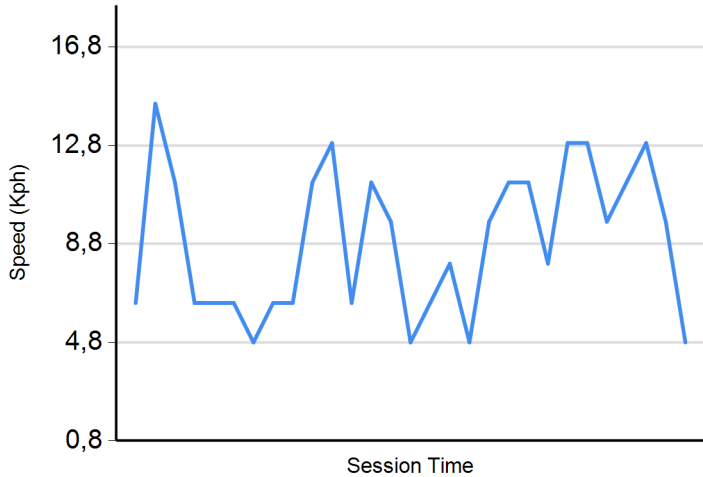
Humidity



Pressure



Wind Speed



Wind direction

North = 0°/360° Est = 90° South = 180° West = 270°

