

Red Bull Ring
Euroformula Open
Race - 2
Provisional Results




Cls	Nº	Entrant	Nat	Driver	Nat	Cat	Cls	Chassis - Engine	Team	Laps	Total Time	Gap	Interval	Km/h	Best	Time	Km/h
1	33	Team Motopark	DEU	Marino Sato	JPN			Dallara F317 Spiess	Team Motopark	19	27:07.196			181.5	15	1:24.698	183.5
2	18	Team Motopark	DEU	Julian Hanses	DEU			Dallara F317 Spiess	Team Motopark	19	27:10.159	2.963	2.963	181.1	12	1:24.762	183.3
3	26	Double R	GBR	Linus Lundqvist	SWE	R	1	Dallara F317 HWA	Double R	19	27:16.256	9.060	6.097	180.5	16	1:25.063	182.7
4	8	Teo Martin Motorsport	ESP	Lukas Dunner	AUT			Dallara F317 HWA	Teo Martin Motorsport	19	27:16.496	9.300	0.240	180.4	15	1:24.931	183.0
5	21	Fortec Motorsport	GBR	Calan Williams	AUS			Dallara F317 HWA	Fortec Motorsport	19	27:17.731	10.535	1.235	180.3	16	1:25.211	182.4
6	31	Carlin Motorsport	GBR	Billy Monger	GBR	R	2	Dallara F317 Spiess	Carlin Motorsport	19	27:24.072	16.876	6.341	179.6	12	1:24.890	183.1
7	1	RP Motorsport	ITA	Javier Gonzalez	MEX	R	3	Dallara F317 Spiess	RP Motorsport	19	27:33.468	26.272	9.396	178.6	15	1:25.889	180.9
8	25	Team Motopark	DEU	Cameron Das	USA			Dallara F317 Spiess	Team Motopark	19	27:33.999	26.803	0.531	178.5	12	1:25.790	181.1
9	63	Carlin Motorsport	GBR	Nicolai Kjaergaard	DNK	R	4	Dallara F317 Spiess	Carlin Motorsport	19	27:34.565	27.369	0.566	178.5	16	1:25.700	181.3
10	12	Carlin Motorsport	GBR	Christian Hahn	BRA			Dallara F317 Spiess	Carlin Motorsport	19	27:35.032	27.836	0.467	178.4	13	1:25.461	181.8
11	51	Teo Martin Motorsport	ESP	Aldo Festante	ITA			Dallara F317 HWA	Teo Martin Motorsport	19	27:42.058	34.862	7.026	177.7	18	1:26.173	180.3
12	99	Drivex School	ESP	Rui Andrade	AGO	R	5	Dallara F317 HWA	Drivex School	19	27:42.290	35.094	0.232	177.6	17	1:25.896	180.9
13	7	Double R	GBR	Jack Doohan	AUS	R	6	Dallara F317 HWA	Double R	19	28:19.743	1:12.547	37.453	173.7	13	1:24.803	183.3
14	3	RP Motorsport	ITA	Pierre Louis Chovet	FRA	R	7	Dallara F317 Spiess	RP Motorsport	17	25:00.941	2 Laps	2 Laps	176.0	14	1:26.299	180.1

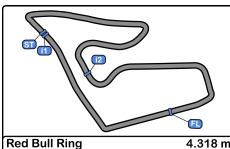
Fastest lap Marino Sato in 1:24.698 at 183.5 Km/h in lap 15

Published at:.....

Track Temp: **31.0 °C** Air Temp: **19.4 °C** Humidity: **57 %** Track Status: **WET**

Stewards:	Race Director:	Timekeeper: 
------------------	-----------------------	--





Red Bull Ring
Euroformula Open
Race - 2
Provisional Results by Class



Cls	Nº	Entrant	Nat	Driver	Nat	Cat	Cls	Chassis - Engine	Team	Laps	Total Time	Gap	Interval	Km/h	Best	Time	Km/h
1	33	Team Motopark	DEU	Marino Sato	JPN			Dallara F317 Spiess	Team Motopark	19	27:07.196			181.5	15	1:24.698	183.5
2	18	Team Motopark	DEU	Julian Hanses	DEU			Dallara F317 Spiess	Team Motopark	19	27:10.159	2.963	2.963	181.1	12	1:24.762	183.3
3	8	Teo Martin Motorsport	ESP	Lukas Dunner	AUT			Dallara F317 HWA	Teo Martin Motorsport	19	27:16.496	9.300	6.337	180.4	15	1:24.931	183.0
4	21	Fortec Motorsport	GBR	Calan Williams	AUS			Dallara F317 HWA	Fortec Motorsport	19	27:17.731	10.535	1.235	180.3	16	1:25.211	182.4
5	25	Team Motopark	DEU	Cameron Das	USA			Dallara F317 Spiess	Team Motopark	19	27:33.999	26.803	16.268	178.5	12	1:25.790	181.1
6	12	Carlin Motorsport	GBR	Christian Hahn	BRA			Dallara F317 Spiess	Carlin Motorsport	19	27:35.032	27.836	1.033	178.4	13	1:25.461	181.8
7	51	Teo Martin Motorsport	ESP	Aldo Festante	ITA			Dallara F317 HWA	Teo Martin Motorsport	19	27:42.058	34.862	7.026	177.7	18	1:26.173	180.3
Rookie																	
1	26	Double R	GBR	Linus Lundqvist	SWE	R	1	Dallara F317 HWA	Double R	19	27:16.256			180.5	16	1:25.063	182.7
2	31	Carlin Motorsport	GBR	Billy Monger	GBR	R	2	Dallara F317 Spiess	Carlin Motorsport	19	27:24.072	16.876	7.816	179.6	12	1:24.890	183.1
3	1	RP Motorsport	ITA	Javier Gonzalez	MEX	R	3	Dallara F317 Spiess	RP Motorsport	19	27:33.468	26.272	9.396	178.6	15	1:25.889	180.9
4	63	Carlin Motorsport	GBR	Nicolai Kjaergaard	DNK	R	4	Dallara F317 Spiess	Carlin Motorsport	19	27:34.565	27.369	1.097	178.5	16	1:25.700	181.3
5	99	Drivex School	ESP	Rui Andrade	AGO	R	5	Dallara F317 HWA	Drivex School	19	27:42.290	35.094	7.725	177.6	17	1:25.896	180.9
6	7	Double R	GBR	Jack Doohan	AUS	R	6	Dallara F317 HWA	Double R	19	28:19.743	1:12.547	37.453	173.7	13	1:24.803	183.3
7	3	RP Motorsport	ITA	Pierre Louis Chovet	FRA	R	7	Dallara F317 Spiess	RP Motorsport	17	25:00.941	2 Laps	2 Laps	176.0	14	1:26.299	180.1

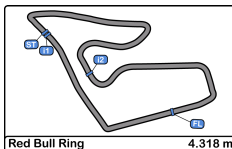
Fastest lap Marino Sato in 1:24.698 at 183.5 Km/h in lap 15

Published at:.....

Track Temp: **31.0 °C** Air Temp: **19.4 °C** Humidity: **57 %** Track Status: **WET**

Stewards:	Race Director:	Timekeeper: 
------------------	-----------------------	--





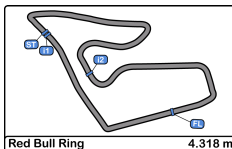
Red Bull Ring
Euroformula Open
Race - 2

Provisional Classification by Driver Fastest Lap



Clas	Nº	Entrant	Nat	Driver	Nat	Cat	Clas	Chassis - Engine	Team	Laps	Best	Time	Gap	Interval	Km/h
1	33	Team Motopark	DEU	Marino Sato	JPN			Dallara F317 Spiess	Team Motopark	19	15	1:24.698			183.5
2	18	Team Motopark	DEU	Julian Hanses	DEU			Dallara F317 Spiess	Team Motopark	19	12	1:24.762	0.064	0.064	183.3
3	7	Double R	GBR	Jack Doohan	AUS	R	1	Dallara F317 HWA	Double R	19	13	1:24.803	0.105	0.041	183.3
4	31	Carlin Motorsport	GBR	Billy Monger	GBR	R	2	Dallara F317 Spiess	Carlin Motorsport	19	12	1:24.890	0.192	0.087	183.1
5	8	Teo Martin Motorsport	ESP	Lukas Dunner	AUT			Dallara F317 HWA	Teo Martin Motorsport	19	15	1:24.931	0.233	0.041	183.0
6	26	Double R	GBR	Linus Lundqvist	SWE	R	3	Dallara F317 HWA	Double R	19	16	1:25.063	0.365	0.132	182.7
7	21	Fortec Motorsport	GBR	Calan Williams	AUS			Dallara F317 HWA	Fortec Motorsport	19	16	1:25.211	0.513	0.148	182.4
8	12	Carlin Motorsport	GBR	Christian Hahn	BRA			Dallara F317 Spiess	Carlin Motorsport	19	13	1:25.461	0.763	0.250	181.8
9	63	Carlin Motorsport	GBR	Nicolai Kjaergaard	DNK	R	4	Dallara F317 Spiess	Carlin Motorsport	19	16	1:25.700	1.002	0.239	181.3
10	25	Team Motopark	DEU	Cameron Das	USA			Dallara F317 Spiess	Team Motopark	19	12	1:25.790	1.092	0.090	181.1
11	1	RP Motorsport	ITA	Javier Gonzalez	MEX	R	5	Dallara F317 Spiess	RP Motorsport	19	15	1:25.889	1.191	0.099	180.9
12	99	Drivex School	ESP	Rui Andrade	AGO	R	6	Dallara F317 HWA	Drivex School	19	17	1:25.896	1.198	0.007	180.9
13	51	Teo Martin Motorsport	ESP	Aldo Festante	ITA			Dallara F317 HWA	Teo Martin Motorsport	19	18	1:26.173	1.475	0.277	180.3
14	3	RP Motorsport	ITA	Pierre Louis Chovet	FRA	R	7	Dallara F317 Spiess	RP Motorsport	17	14	1:26.299	1.601	0.126	180.1



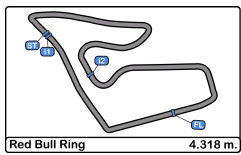


Red Bull Ring
Euroformula Open
Race - 2
Distance and Speed Average



Clas	Nº	Entrant	Nat	Driver	Nat	Cat	Clas	Chassis - Engine	Team	Laps	Distance	Total Time	Km/h
1	33	Team Motopark	DEU	Marino Sato	JPN			Dallara F317 Spiess	Team Motopark	19	82.04	27:07.196	181.5
2	18	Team Motopark	DEU	Julian Hanses	DEU			Dallara F317 Spiess	Team Motopark	19	82.04	27:10.159	181.1
3	26	Double R	GBR	Linus Lundqvist	SWE	R	1	Dallara F317 HWA	Double R	19	82.04	27:16.256	180.5
4	8	Teo Martin Motorsport	ESP	Lukas Dunner	AUT			Dallara F317 HWA	Teo Martin Motorsport	19	82.04	27:16.496	180.4
5	21	Fortec Motorsport	GBR	Calan Williams	AUS			Dallara F317 HWA	Fortec Motorsport	19	82.04	27:17.731	180.3
6	31	Carlin Motorsport	GBR	Billy Monger	GBR	R	2	Dallara F317 Spiess	Carlin Motorsport	19	82.04	27:24.072	179.6
7	1	RP Motorsport	ITA	Javier Gonzalez	MEX	R	3	Dallara F317 Spiess	RP Motorsport	19	82.04	27:33.468	178.6
8	25	Team Motopark	DEU	Cameron Das	USA			Dallara F317 Spiess	Team Motopark	19	82.04	27:33.999	178.5
9	63	Carlin Motorsport	GBR	Nicolai Kjaergaard	DNK	R	4	Dallara F317 Spiess	Carlin Motorsport	19	82.04	27:34.565	178.5
10	12	Carlin Motorsport	GBR	Christian Hahn	BRA			Dallara F317 Spiess	Carlin Motorsport	19	82.04	27:35.032	178.4
11	51	Teo Martin Motorsport	ESP	Aldo Festante	ITA			Dallara F317 HWA	Teo Martin Motorsport	19	82.04	27:42.058	177.7
12	99	Drivex School	ESP	Rui Andrade	AGO	R	5	Dallara F317 HWA	Drivex School	19	82.04	27:42.290	177.6
13	7	Double R	GBR	Jack Doohan	AUS	R	6	Dallara F317 HWA	Double R	19	82.04	28:19.743	173.7
14	3	RP Motorsport	ITA	Pierre Louis Chovet	FRA	R	7	Dallara F317 Spiess	RP Motorsport	17	73.40	25:00.941	176.0





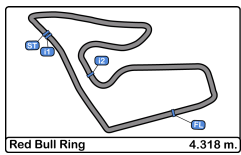
Red Bull Ring
Euroformula Open
Race - 2
Lap Analysis



1 Javier Gonzalez							7 Jack Doohan							
R							R							
Lap	D	Time	Sector 1	Sector 2	Sector 3	T. Spd	Lap	D	Time	Sector 1	Sector 2	Sector 3	T. Spd	Elapsed
1		1:34.404	27.317	40.367	26.720	217.3	1		1:34.244	26.241	41.187	26.816	218.1	1:34.244
2		1:28.298	23.208	39.337	25.753	217.3	2		1:41.579 P	24.649	42.502	34.428	218.6	3:15.823
3		1:27.282	22.660	39.163	25.459	216.8	3		2:18.534	1:14.202	39.063	25.269	210.9	5:34.357
4		1:26.874	22.520	38.758	25.596	216.8	4		1:26.084	22.570	38.458	25.056	215.1	7:00.441
5		1:26.725	22.538	38.654	25.533	216.8	5		1:25.614	22.341	38.390	24.883	216.0	8:26.055
6		1:26.634	22.562	38.649	25.423	217.3	6		1:25.192	22.218	38.088	24.886	216.8	9:51.247
7		1:26.178	22.458	38.519	25.201	217.7	7		1:25.482	22.283	38.330	24.869	216.0	11:16.729
8		1:26.462	22.482	38.575	25.405	217.3	8		1:25.189	22.189	38.144	24.856	217.7	12:41.918
9		1:27.343	22.513	39.256	25.574	216.8	9		1:25.487	22.247	38.198	25.042	216.8	14:07.405
10		1:26.409	22.398	38.581	25.430	219.5	10		1:25.301	22.188	38.308	24.805	218.1	15:32.706
11		1:26.505	22.362	38.627	25.516	218.6	11		1:25.365	22.146	38.470	24.749	218.6	16:58.071
12		1:26.232	22.371	38.622	25.239	219.9	12		1:25.029	22.092	38.241	24.696	218.6	18:23.100
13		1:26.211	22.371	38.631	25.209	219.5	13		1:24.803	22.082	38.161	24.560	218.6	19:47.903
14		1:26.040	22.346	38.658	25.036	219.0	14		1:25.178	22.141	38.155	24.882	218.6	21:13.081
15		1:25.889	22.233	38.512	25.144	218.6	15		1:25.308	22.148	38.264	24.896	217.7	22:38.389
16		1:26.186	22.470	38.464	25.252	218.6	16		1:25.259	22.243	38.202	24.814	217.3	24:03.648
17		1:26.332	22.424	38.556	25.352	216.0	17		1:25.384	22.269	38.345	24.770	216.0	25:29.032
18		1:27.063	22.594	38.965	25.504	215.1	18		1:25.256	22.337	38.064	24.855	216.4	26:54.288
19		1:26.401	22.544	38.390	25.467	215.5	19		1:25.455	22.319	38.271	24.865	215.5	28:19.743

3 Pierre Louis Chovet							8 Lukas Dunner							
R							R							
Lap	D	Time	Sector 1	Sector 2	Sector 3	T. Spd	Lap	D	Time	Sector 1	Sector 2	Sector 3	T. Spd	Elapsed
1		1:35.631	27.493	41.430	26.708	217.7	1		1:31.905	26.203	39.961	25.741	213.0	1:31.905
2		1:29.165	22.951	40.076	26.138	223.1	2		1:26.774	22.563	38.759	25.452	216.4	2:58.679
3		1:29.072	22.809	39.979	26.284	219.5	3		1:26.992	22.370	39.137	25.485	218.1	4:25.671
4		1:27.741	22.479	39.272	25.990	221.7	4		1:26.483	22.387	38.710	25.386	219.0	5:52.154
5		1:27.175	22.405	39.201	25.569	221.3	5		1:25.879	22.359	38.474	25.046	219.5	7:18.033
6		1:26.724	22.483	38.790	25.451	221.7	6		1:26.650	22.207	39.055	25.388	217.7	8:44.683
7		1:26.549	22.295	38.882	25.372	223.1	7		1:25.809	22.132	38.620	25.057	222.2	10:10.492
8		1:27.507	22.237	39.466	25.804	223.6	8		1:25.251	22.177	38.233	24.841	219.5	11:35.743
9		1:26.766	22.489	38.794	25.483	219.9	9		1:25.558	22.155	38.430	24.973	220.4	13:01.301
10		1:26.750	22.235	39.013	25.502	222.2	10		1:25.364	22.152	38.313	24.899	220.8	14:26.665
11		1:27.069	22.341	39.191	25.537	222.2	11		1:25.225	22.063	38.185	24.977	220.8	15:51.890
12		1:28.900	23.165	39.940	25.795	223.6	12		1:25.131	22.007	38.387	24.737	223.6	17:17.021
13		1:26.684	22.328	38.930	25.426	223.1	13		1:25.200	22.008	38.403	24.789	222.6	18:42.221
14		1:26.299	22.303	38.624	25.372	221.7	14		1:25.361	22.165	38.339	24.857	221.3	20:07.582
15		1:26.416	22.400	38.661	25.355	219.5	15		1:24.931	22.075	38.216	24.640	220.8	21:32.513
16		1:26.384	22.403	38.610	25.371	220.4	16		1:25.244	22.119	38.386	24.739	223.6	22:57.757
17		1:36.109 P	22.372	38.790	34.947	218.6	17		1:25.414	22.213	38.337	24.864	223.1	24:23.171
							18		1:26.319	22.991	38.465	24.863	217.3	25:49.490
							19		1:27.006	23.041	39.165	24.800	192.5	27:16.496





Red Bull Ring
Euroformula Open
Race - 2
Lap Analysis



12

Christian Hahn

Dallara F317 Spiess **21**

Calan Williams

Dallara F317 HWA

Carlin Motorsport

Fortec Motorsport

Lap	D	Time	Sector 1	Sector 2	Sector 3	T. Spd	Elapsed	Lap	D	Time	Sector 1	Sector 2	Sector 3	T. Spd	Elapsed
1		1:33.071	26.471	40.820	25.780	214.2	1:33.071	1		1:32.612	26.692	40.302	25.618	221.7	1:32.612
2		1:28.046	22.515	39.713	25.818	222.2	3:01.117	2		1:27.053	22.645	38.819	25.589	217.3	2:59.665
3		1:26.667	22.545	38.822	25.300	218.6	4:27.784	3		1:26.840	22.512	38.883	25.445	217.3	4:26.505
4		1:31.254	22.462	38.647	30.145	219.5	5:59.038	4		1:26.308	22.381	38.737	25.190	219.0	5:52.813
5		1:26.783	22.474	39.034	25.275	221.7	7:25.821	5		1:26.157	22.370	38.589	25.198	219.9	7:18.970
6		1:26.404	22.294	38.740	25.370	221.3	8:52.225	6		1:26.382	22.362	38.737	25.283	218.6	8:45.352
7		1:26.796	22.358	39.165	25.273	222.2	10:19.021	7		1:25.868	22.180	38.579	25.109	220.8	10:11.220
8		1:28.071	22.215	39.526	26.330	216.4	11:47.092	8		1:25.800	22.203	38.551	25.046	219.5	11:37.020
9		1:26.870	23.240	38.564	25.066	219.0	13:13.962	9		1:25.678	22.348	38.384	24.946	218.6	13:02.698
10		1:26.918	22.181	38.550	26.187	219.9	14:40.880	10		1:25.572	22.256	38.312	25.004	218.6	14:28.270
11		1:25.894	22.270	38.322	25.302	219.9	16:06.774	11		1:25.493	22.283	38.236	24.974	218.6	15:53.763
12		1:26.290	22.222	39.118	24.950	222.2	17:33.064	12		1:25.212	22.198	38.280	24.734	219.0	17:18.975
13		1:25.461	22.218	38.333	24.910	221.3	18:58.525	13		1:25.488	22.203	38.371	24.914	219.9	18:44.463
14		1:25.466	22.127	38.339	25.000	221.7	20:23.991	14		1:25.363	22.254	38.266	24.843	219.0	20:09.826
15		1:26.000	22.135	38.843	25.022	221.3	21:49.991	15		1:25.550	22.203	38.564	24.783	218.6	21:35.376
16		1:25.489	22.107	38.540	24.842	222.6	23:15.480	16		1:25.211	22.222	38.313	24.676	218.1	23:00.587
17		1:25.932	21.982	38.929	25.021	222.6	24:41.412	17		1:25.615	22.269	38.303	25.043	217.3	24:26.202
18		1:26.807	22.172	39.290	25.345	222.6	26:08.219	18		1:25.661	22.340	38.396	24.925	218.6	25:51.863
19		1:26.813	22.272	39.682	24.859	223.1	27:35.032	19		1:25.868	22.350	38.490	25.028	216.8	27:17.731

18

Julian Hanses

Dallara F317 Spiess **25**

Cameron Das

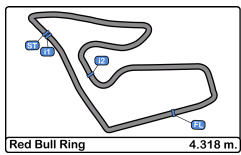
Dallara F317 Spiess

Team Motopark

Team Motopark

Lap	D	Time	Sector 1	Sector 2	Sector 3	T. Spd	Elapsed	Lap	D	Time	Sector 1	Sector 2	Sector 3	T. Spd	Elapsed
1		1:31.124	25.891	39.659	25.574	217.3	1:31.124	1		1:34.561	27.616	40.316	26.629	226.4	1:34.561
2		1:26.875	22.446	38.996	25.433	220.8	2:57.999	2		1:28.590	23.063	39.769	25.758	212.5	3:03.151
3		1:26.977	22.388	39.298	25.291	222.2	4:24.976	3		1:27.439	22.455	39.193	25.791	223.6	4:30.590
4		1:26.364	22.168	39.019	25.177	222.6	5:51.340	4		1:26.958	22.504	38.920	25.534	220.8	5:57.548
5		1:26.070	22.314	38.774	24.982	224.0	7:17.410	5		1:26.625	22.482	38.724	25.419	220.8	7:24.173
6		1:25.894	22.071	39.037	24.786	223.6	8:43.304	6		1:27.220	22.480	39.395	25.345	218.1	8:51.393
7		1:25.136	22.184	38.327	24.625	219.0	10:08.440	7		1:27.269	22.682	39.216	25.371	219.9	10:18.662
8		1:25.104	22.088	38.262	24.754	219.0	11:33.544	8		1:26.816	22.476	39.050	25.290	217.7	11:45.478
9		1:25.151	22.105	38.276	24.770	219.5	12:58.695	9		1:26.289	22.331	38.764	25.194	219.0	13:11.767
10		1:25.297	22.117	38.463	24.717	219.5	14:23.992	10		1:26.741	22.586	39.012	25.143	218.6	14:38.508
11		1:24.998	22.074	38.211	24.713	219.0	15:48.990	11		1:25.871	22.330	38.519	25.022	219.5	16:04.379
12		1:24.762	21.964	38.271	24.527	220.8	17:13.752	12		1:25.790	22.243	38.536	25.011	221.3	17:30.169
13		1:25.124	21.954	38.307	24.863	220.8	18:38.876	13		1:25.882	22.220	38.652	25.010	222.2	18:56.051
14		1:25.185	22.163	38.314	24.708	220.4	20:04.061	14		1:26.189	22.243	38.754	25.192	224.0	20:22.240
15		1:25.135	22.044	38.246	24.845	219.9	21:29.196	15		1:26.015	22.524	38.471	25.020	220.4	21:48.255
16		1:25.197	22.174	38.246	24.777	219.5	22:54.393	16		1:25.999	22.155	38.586	25.258	222.6	23:14.254
17		1:24.990	22.155	38.121	24.714	219.5	24:19.383	17		1:26.096	22.429	38.522	25.145	221.3	24:40.350
18		1:25.306	22.295	38.208	24.803	217.7	25:44.689	18		1:27.097	22.293	39.515	25.289	219.0	26:07.447
19		1:25.470	22.325	38.274	24.871	217.3	27:10.159	19		1:26.552	22.412	38.922	25.218	223.1	27:33.999





Red Bull Ring
Euroformula Open
Race - 2
Lap Analysis



26

Linus Lundqvist

Dallara F317 HWA **33**

Marino Sato

Dallara F317 Spiess

R

Double R

Team Motopark

Lap D	Time	Sector 1	Sector 2	Sector 3	T. Spd	Elapsed	Lap D	Time	Sector 1	Sector 2	Sector 3	T. Spd	Elapsed
1	1:30.674	25.530	39.323	25.821	217.7	1:30.674	1	1:29.543	25.212	39.057	25.274	212.1	1:29.543
2	1:27.034	22.593	38.707	25.734	215.5	2:57.708	2	1:26.598	22.560	38.582	25.456	213.8	2:56.141
3	1:26.795	22.556	38.860	25.379	215.1	4:24.503	3	1:26.643	22.542	38.899	25.202	215.5	4:22.784
4	1:26.489	22.460	38.649	25.380	216.4	5:50.992	4	1:25.947	22.363	38.426	25.158	216.8	5:48.731
5	1:26.041	22.469	38.492	25.080	216.8	7:17.033	5	1:25.610	22.298	38.266	25.046	217.7	7:14.341
6	1:27.103	22.424	39.547	25.132	216.0	8:44.136	6	1:25.578	22.299	38.290	24.989	218.1	8:39.919
7	1:25.504	22.250	38.404	24.850	219.5	10:09.640	7	1:25.213	22.224	38.157	24.832	218.6	10:05.132
8	1:25.430	22.188	38.308	24.934	218.6	11:35.070	8	1:25.273	22.210	38.160	24.903	218.6	11:30.405
9	1:25.375	22.285	38.334	24.756	219.0	13:00.445	9	1:25.107	22.201	38.159	24.747	219.5	12:55.512
10	1:25.427	22.282	38.270	24.875	219.0	14:25.872	10	1:25.296	22.207	38.172	24.917	219.0	14:20.808
11	1:25.542	22.284	38.308	24.950	218.6	15:51.414	11	1:25.309	22.207	38.177	24.925	219.5	15:46.117
12	1:25.118	22.116	38.246	24.756	219.9	17:16.532	12	1:25.213	22.140	38.218	24.855	220.4	17:11.330
13	1:25.211	22.168	38.262	24.781	219.9	18:41.743	13	1:24.967	22.179	38.076	24.712	220.8	18:36.297
14	1:25.133	22.147	38.235	24.751	219.0	20:06.876	14	1:24.832	22.158	38.022	24.652	220.8	20:01.129
15	1:25.319	22.256	38.274	24.789	219.0	21:32.195	15	1:24.698	22.108	37.977	24.613	220.8	21:25.827
16	1:25.063	22.198	38.138	24.727	218.1	22:57.258	16	1:24.810	22.133	37.982	24.695	219.0	22:50.637
17	1:25.689	22.366	38.286	25.037	217.7	24:22.947	17	1:25.127	22.204	37.976	24.947	219.0	24:15.764
18	1:27.315	23.237	39.090	24.988	214.2	25:50.262	18	1:25.514	22.304	38.110	25.100	217.7	25:41.278
19	1:25.994	22.354	38.634	25.006	218.1	27:16.256	19	1:25.918	22.407	38.221	25.290	217.3	27:07.196

31

Billy Monger

Dallara F317 Spiess **51**

Aldo Festante

Dallara F317 HWA

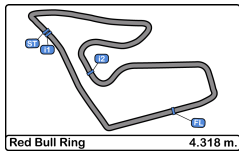
R

Carlin Motorsport

Teo Martin Motorsport

Lap D	Time	Sector 1	Sector 2	Sector 3	T. Spd	Elapsed	Lap D	Time	Sector 1	Sector 2	Sector 3	T. Spd	Elapsed
1	1:36.255	28.324	41.228	26.703	218.6	1:36.255	1	1:35.211	27.913	40.756	26.542	218.6	1:35.211
2	1:28.635	22.850	40.224	25.561	223.1	3:04.890	2	1:29.048	23.027	39.770	26.251	218.6	3:04.259
3	1:26.925	22.920	38.911	25.094	223.6	4:31.815	3	1:28.966	22.657	40.471	25.838	218.1	4:33.225
4	1:26.469	22.183	39.027	25.259	224.0	5:58.284	4	1:27.536	22.574	39.004	25.958	216.8	6:00.761
5	1:26.404	22.289	39.126	24.989	225.9	7:24.688	5	1:27.181	22.622	38.919	25.640	216.8	7:27.942
6	1:26.900	22.059	39.692	25.149	225.4	8:51.588	6	1:26.781	22.528	38.808	25.445	218.1	8:54.723
7	1:26.320	22.473	38.839	25.008	216.4	10:17.908	7	1:26.667	22.554	38.582	25.531	217.7	10:21.390
8	1:25.310	22.218	38.267	24.825	219.5	11:43.218	8	1:26.735	22.438	38.763	25.534	218.1	11:48.125
9	1:25.675	22.266	38.467	24.942	223.6	13:08.893	9	1:27.004	22.591	38.819	25.594	220.8	13:15.129
10	1:25.585	22.387	38.316	24.882	218.6	14:34.478	10	1:26.830	22.534	38.695	25.601	216.8	14:41.959
11	1:25.586	22.325	38.352	24.909	219.0	16:00.064	11	1:27.051	22.587	38.774	25.690	217.3	16:09.010
12	1:24.890	22.103	38.273	24.514	220.4	17:24.954	12	1:26.599	22.477	38.655	25.467	218.1	17:35.609
13	1:25.655	22.135	38.184	25.336	219.0	18:50.609	13	1:26.604	22.488	38.679	25.437	217.7	19:02.213
14	1:25.947	22.481	38.654	24.812	219.5	20:16.556	14	1:26.536	22.468	38.703	25.365	217.3	20:28.749
15	1:25.281	22.328	38.323	24.630	218.6	21:41.837	15	1:26.637	22.504	38.466	25.667	216.0	21:55.386
16	1:25.208	22.390	38.172	24.646	217.7	23:07.045	16	1:26.312	22.470	38.474	25.368	216.8	23:21.698
17	1:25.662	22.335	38.420	24.907	217.7	24:32.707	17	1:26.557	22.504	38.423	25.630	214.7	24:48.255
18	1:25.624	22.407	38.282	24.935	217.3	25:58.331	18	1:26.173	22.366	38.354	25.453	215.5	26:14.428
19	1:25.741	22.298	38.247	25.196	217.7	27:24.072	19	1:27.630	22.552	39.199	25.879	214.2	27:42.058





Red Bull Ring
Euroformula Open
Race - 2
Lap Analysis



63

Nicolai Kjaergaard

Dallara F317 Spiess

R

Carlin Motorsport

Lap	D	Time	Sector 1	Sector 2	Sector 3	T. Spd	Elapsed
1		1:34.882	27.576	40.782	26.524	221.7	1:34.882
2		1:28.796	23.083	39.871	25.842	219.5	3:03.678
3		1:27.531	22.449	39.160	25.922	221.3	4:31.209
4		1:26.720	22.389	39.037	25.294	222.2	5:57.929
5		1:28.619	22.426	40.556	25.637	224.5	7:26.548
6		1:26.203	22.363	38.787	25.053	220.4	8:52.751
7		1:26.800	22.471	38.892	25.437	221.7	10:19.551
8		1:27.033	22.416	39.114	25.503	220.4	11:46.584
9		1:25.770	22.363	38.619	24.788	219.5	13:12.354
10		1:26.645	22.201	39.269	25.175	225.0	14:38.999
11		1:26.016	22.189	38.766	25.061	224.0	16:05.015
12		1:25.747	22.196	38.655	24.896	223.6	17:30.762
13		1:25.965	22.159	38.771	25.035	223.6	18:56.727
14		1:25.958	22.212	38.603	25.143	222.2	20:22.685
15		1:26.293	22.306	38.836	25.151	225.9	21:48.978
16		1:25.700	22.261	38.588	24.851	221.3	23:14.678
17		1:26.102	22.209	39.010	24.883	225.4	24:40.780
18		1:26.978	22.332	39.560	25.086	220.8	26:07.758
19		1:26.807	22.283	39.619	24.905	226.4	27:34.565

99

Rui Andrade

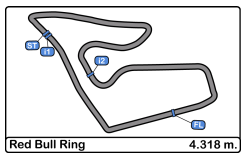
Dallara F317 HWA

R

Drivex School

Lap	D	Time	Sector 1	Sector 2	Sector 3	T. Spd	Elapsed
1		1:36.089	28.265	41.069	26.755	218.6	1:36.089
2		1:29.613	23.039	40.477	26.097	217.7	3:05.702
3		1:28.549	22.554	39.553	26.442	222.2	4:34.251
4		1:27.790	22.349	39.381	26.060	224.5	6:02.041
5		1:27.561	22.292	39.500	25.769	223.1	7:29.602
6		1:26.662	22.269	38.936	25.457	221.3	8:56.264
7		1:26.571	22.348	38.858	25.365	221.3	10:22.835
8		1:27.242	23.067	38.545	25.630	218.1	11:50.077
9		1:26.625	22.226	38.911	25.488	224.0	13:16.702
10		1:26.836	22.144	38.981	25.711	225.0	14:43.538
11		1:26.806	22.213	39.321	25.272	224.0	16:10.344
12		1:28.033	22.966	39.760	25.307	217.3	17:38.377
13		1:26.009	22.379	38.572	25.058	219.5	19:04.386
14		1:26.521	22.472	38.630	25.419	219.5	20:30.907
15		1:26.042	22.483	38.616	24.943	218.1	21:56.949
16		1:25.947	22.401	38.433	25.113	219.0	23:22.896
17		1:25.896	22.453	38.452	24.991	217.3	24:48.792
18		1:26.180	22.309	38.673	25.198	220.4	26:14.972
19		1:27.318	22.218	39.466	25.634	221.7	27:42.290





Red Bull Ring
Euroformula Open
Race - 2
Analysis by Lap



Num	Lap Time	Gap
-----	----------	-----

Lap 1

33	1:29.543	
26	1:30.674	01.131
18	1:31.124	01.581
8	1:31.905	02.362
21	1:32.612	03.069
12	1:33.071	03.528
7	1:34.244	04.701
1	1:34.404	04.861
25	1:34.561	05.018
63	1:34.882	05.339
51	1:35.211	05.668
3	1:35.631	06.088
99	1:36.089	06.546
31	1:36.255	06.712

Num	Lap Time	Gap
-----	----------	-----

Lap 2

33	1:26.598	
26	1:27.034	01.567
18	1:26.875	01.858
8	1:26.774	02.538
21	1:27.053	03.524
12	1:28.046	04.976
1	1:28.298	06.561
25	1:28.590	07.010
63	1:28.796	07.537
51	1:29.048	08.118
3	1:29.165	08.655
31	1:28.635	08.749
99	1:29.613	09.561
7	1:41.579	19.682

Num	Lap Time	Gap
-----	----------	-----

Lap 3

33	1:26.643	
26	1:26.795	01.719
18	1:26.977	02.192
8	1:26.992	02.887
21	1:26.840	03.721
12	1:26.667	05.000
1	1:27.282	07.200

Num	Lap Time	Gap
-----	----------	-----

Lap 4

25	1:27.439	07.806
63	1:27.531	08.425
31	1:26.925	09.031
51	1:28.966	10.441
3	1:29.072	11.084
99	1:28.549	11.467
7	2:18.534	1:11.573

Num	Lap Time	Gap
-----	----------	-----

Lap 5

33	1:25.947	
26	1:26.489	02.261
18	1:26.364	02.609
8	1:26.483	03.423
21	1:26.308	04.082
1	1:26.874	08.127
25	1:26.958	08.817
63	1:26.720	09.198
31	1:26.469	09.553
12	1:31.254	10.307
51	1:27.536	12.030
3	1:27.741	12.878
99	1:27.790	13.310
7	1:26.084	1:11.710

Num	Lap Time	Gap
-----	----------	-----

Lap 6

33	1:25.610	
26	1:26.041	02.692
18	1:26.070	03.069
8	1:25.879	03.692
21	1:26.157	04.629
1	1:26.725	09.242
25	1:26.625	09.832
31	1:26.404	10.347
12	1:26.783	11.480
63	1:28.619	12.207
51	1:27.181	13.601
3	1:27.175	14.443
99	1:27.561	15.261
7	1:25.614	1:11.714

Num	Lap Time	Gap
-----	----------	-----

Lap 7

33	1:25.213	
18	1:25.136	03.308
26	1:25.504	04.508
8	1:25.809	05.360
21	1:25.868	06.088
1	1:26.178	11.263
31	1:26.320	12.776
25	1:27.269	13.530
12	1:26.796	13.889
63	1:26.800	14.419
51	1:26.667	16.258
3	1:26.549	16.925
99	1:26.571	17.703
7	1:25.482	1:11.597

Num	Lap Time	Gap
-----	----------	-----

Num	Lap Time	Gap
-----	----------	-----

Lap 8

33	1:25.578	
18	1:25.894	03.385
26	1:27.103	04.217
8	1:26.650	04.764
21	1:26.382	05.433
1	1:26.634	10.298
25	1:27.220	11.474
31	1:26.900	11.669
12	1:26.404	12.306
63	1:26.203	12.832
51	1:26.781	14.804
3	1:26.724	15.589
99	1:26.662	16.345
7	1:25.192	1:11.328

Num	Lap Time	Gap
-----	----------	-----

Lap 9

33	1:25.107	
18	1:25.151	03.183
26	1:25.375	04.933
8	1:25.558	05.789
21	1:25.678	07.186
31	1:25.675	13.381
1	1:27.343	14.688
25	1:26.289	16.255
63	1:25.770	16.842
12	1:26.870	18.450
51	1:27.004	19.617
3	1:26.766	20.818
99	1:26.625	21.190
7	1:25.487	1:11.893

Num	Lap Time	Gap
-----	----------	-----

Lap 10

33	1:25.296	
18	1:25.297	03.184
26	1:25.427	05.064
8	1:25.364	05.857
21	1:25.572	07.462
31	1:25.585	13.670
1	1:26.409	15.801
25	1:26.741	17.700
63	1:26.645	18.191
12	1:26.918	20.072
51	1:26.830	21.151
3	1:26.750	22.272
99	1:26.836	22.730
7	1:25.301	1:11.898

Num	Lap Time	Gap
-----	----------	-----

Num	Lap Time	Gap
-----	----------	-----

Lap 11

12	1:28.071	16.687
51	1:26.735	17.720
3	1:27.507	19.159
99	1:27.242	19.672
7	1:25.189	1:11.513

Num	Lap Time	Gap
-----	----------	-----

Lap 12

33	1:25.213	
18	1:24.762	02.422
26	1:25.118	05.202
8	1:25.131	05.691
21	1:25.212	07.645
31	1:24.890	13.624
1	1:26.232	18.016
25	1:25.790	18.839
63	1:25.747	19.432
12	1:26.290	21.734
51	1:26.599	24.279
99	1:28.033	27.047
3	1:28.900	27.719
7	1:25.029	1:11.770

Num	Lap Time	Gap
-----	----------	-----

Num	Lap Time	Gap
-----	----------	-----

Lap 13

26	1:25.542	05.297
8	1:25.225	05.773
21	1:25.493	07.646
31	1:25.586	13.947
1	1:26.505	16.997
25	1:25.871	18.262
63	1:26.016	18.898
12	1:25.894	20.657
51	1:27.051	22.893
3	1:27.069	24.032
99	1:26.806	24.227
7	1:25.365	1:11.954

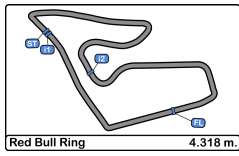
Num	Lap Time	Gap
-----	----------	-----

Lap 13

33	1:24.967	
18	1:25.124	02.579
26	1:25.211	05.446
8	1:25.200	05.924
21	1:25.488	08.166
31	1:25.655	14.312
1	1:26.211	19.260
25	1:25.882	19.754
63	1:25.965	20.430
12	1:25.461	22.228
51	1:26.604	25.916

Num	Lap Time	Gap
-----	----------	-----





Red Bull Ring
Euroformula Open
Race - 2
Analysis by Lap



99	1:26.009	28.089
3	1:26.684	29.436
7	1:24.803	1:11.606
Num	Lap Time	Gap

Lap 14

33	1:24.832	
18	1:25.185	02.932
26	1:25.133	05.747
8	1:25.361	06.453
21	1:25.363	08.697
31	1:25.947	15.427
1	1:26.040	20.468
25	1:26.189	21.111
63	1:25.958	21.556
12	1:25.466	22.862
51	1:26.536	27.620
99	1:26.521	29.778
3	1:26.299	30.903
7	1:25.178	1:11.952
Num	Lap Time	Gap

Lap 15

33	1:24.698	
18	1:25.135	03.369
26	1:25.319	06.368
8	1:24.931	06.686
21	1:25.550	09.549
31	1:25.281	16.010
1	1:25.889	21.659
25	1:26.015	22.428
63	1:26.293	23.151
12	1:26.000	24.164
51	1:26.637	29.559
99	1:26.042	31.122
3	1:26.416	32.621
7	1:25.308	1:12.562
Num	Lap Time	Gap

Lap 16

33	1:24.810	
18	1:25.197	03.756
26	1:25.063	06.621
8	1:25.244	07.120

Lap 17

33	1:25.127	
18	1:24.990	03.619
26	1:25.689	07.183
8	1:25.414	07.407
21	1:25.615	10.438
31	1:25.662	16.943
1	1:26.332	24.240
25	1:26.096	24.586
63	1:26.102	25.016
12	1:25.932	25.648
51	1:26.557	32.491
99	1:25.896	33.028
3	1:36.109	45.177
7	1:25.384	1:13.268
Num	Lap Time	Gap

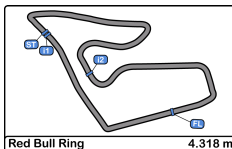
Lap 18

33	1:25.514	
18	1:25.306	03.411
8	1:26.319	08.212
26	1:27.315	08.984
21	1:25.661	10.585
31	1:25.624	17.053
1	1:27.063	25.789
25	1:27.097	26.169
63	1:26.978	26.480
12	1:26.807	26.941
51	1:26.173	33.150
99	1:26.180	33.694
7	1:25.256	1:13.010

Lap 19

33	1:25.918	
18	1:25.470	02.963
26	1:25.994	09.060
8	1:27.006	09.300
21	1:25.868	10.535
31	1:25.741	16.876
1	1:26.401	26.272
25	1:26.552	26.803
63	1:26.807	27.369
12	1:26.813	27.836
51	1:27.630	34.862
99	1:27.318	35.094
7	1:25.455	1:12.547



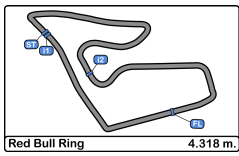


Red Bull Ring
Euroformula Open
Race - 2
Best Sectors Results



Sector - 1				Sector - 2				Sector - 3				Ideal Lap vs Best Lap				
Clas	Nº	Driver	Time	Nº	Driver	Time	Nº	Driver	Time	Clas	Nº	Driver	Ideal Lap	Best Lap	Clas	
1	18	Julian Hanses	21.954	33	Marino Sato	37.976	31	Billy Monger	24.514	1	18	Julian Hanses	1:24.602	1:24.762	2	
2	12	Christian Hahn	21.982	7	Jack Doohan	38.064	18	Julian Hanses	24.527	2	33	Marino Sato	1:24.697	1:24.698	1	
3	8	Lukas Dunner	22.007	18	Julian Hanses	38.121	7	Jack Doohan	24.560	3	7	Jack Doohan	1:24.706	1:24.803	3	
4	31	Billy Monger	22.059	26	Linus Lundqvist	38.138	33	Marino Sato	24.613	4	31	Billy Monger	1:24.745	1:24.890	4	
5	7	Jack Doohan	22.082	31	Billy Monger	38.172	8	Lukas Dunner	24.640	5	8	Lukas Dunner	1:24.832	1:24.931	5	
6	33	Marino Sato	22.108	8	Lukas Dunner	38.185	21	Calan Williams	24.676	6	26	Linus Lundqvist	1:24.981	1:25.063	6	
7	26	Linus Lundqvist	22.116	21	Calan Williams	38.236	26	Linus Lundqvist	24.727	7	21	Calan Williams	1:25.092	1:25.211	7	
8	99	Rui Andrade	22.144	12	Christian Hahn	38.322	63	Nicolai Kjaergaard	24.788	8	12	Christian Hahn	1:25.146	1:25.461	8	
9	25	Cameron Das	22.155	51	Aldo Festante	38.354	12	Christian Hahn	24.842	9	99	Rui Andrade	1:25.520	1:25.896	12	
10	63	Nicolai Kjaergaard	22.159	1	Javier Gonzalez	38.390	99	Rui Andrade	24.943	10	63	Nicolai Kjaergaard	1:25.535	1:25.700	9	
11	21	Calan Williams	22.180	99	Rui Andrade	38.433	25	Cameron Das	25.010	11	25	Cameron Das	1:25.636	1:25.790	10	
12	1	Javier Gonzalez	22.233	25	Cameron Das	38.471	1	Javier Gonzalez	25.036	12	1	Javier Gonzalez	1:25.659	1:25.889	11	
13	3	Pierre Louis Chovet	22.235	63	Nicolai Kjaergaard	38.588	3	Pierre Louis Chovet	25.355	13	51	Aldo Festante	1:26.085	1:26.173	13	
14	51	Aldo Festante	22.366	3	Pierre Louis Chovet	38.610	51	Aldo Festante	25.365	14	3	Pierre Louis Chovet	1:26.200	1:26.299	14	



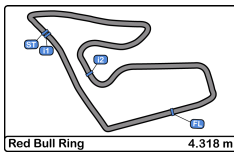


Red Bull Ring
Euroformula Open
Race - 2
Leader Sequence



Nº	Entrant	Nat	Driver	Nat	Cat	Chassis	Team	Start Lap	End Lap	Laps	Total Laps
33	Team Motopark	DEU	Marino Sato	JPN		Dallara F317 Spiess	Team Motopark	1	19	19	19



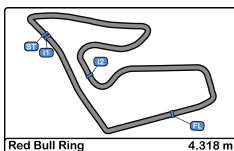


Red Bull Ring
Euroformula Open
Race - 2
Best 5 Lap Times



Cls	Nº	Entrant	Nat	Driver	Nat	Cat	Cls	Chassis - Engine	Team	Best 1		Best 2		Best 3		Best 4		Best 5	
										Time	Lap	Time	Lap	Time	Lap	Time	Lap	Time	Lap
1	33	Team Motopark	DEU	Marino Sato	JPN			Dallara F317 Spiess	Team Motopark	1:24.698	15	1:24.810	16	1:24.832	14	1:24.967	13	1:25.107	9
2	18	Team Motopark	DEU	Julian Hanses	DEU			Dallara F317 Spiess	Team Motopark	1:24.762	12	1:24.990	17	1:24.998	11	1:25.104	8	1:25.124	13
3	7	Double R	GBR	Jack Doohan	AUS	R	1	Dallara F317 HWA	Double R	1:24.803	13	1:25.029	12	1:25.178	14	1:25.189	8	1:25.192	6
4	31	Carlin Motorsport	GBR	Billy Monger	GBR	R	2	Dallara F317 Spiess	Carlin Motorsport	1:24.890	12	1:25.208	16	1:25.281	15	1:25.310	8	1:25.585	10
5	8	Teo Martin Motorsport	ESP	Lukas Dunner	AUT			Dallara F317 HWA	Teo Martin Motorsport	1:24.931	15	1:25.131	12	1:25.200	13	1:25.225	11	1:25.244	16
6	26	Double R	GBR	Linus Lundqvist	SWE	R	3	Dallara F317 HWA	Double R	1:25.063	16	1:25.118	12	1:25.133	14	1:25.211	13	1:25.319	15
7	21	Fortec Motorsport	GBR	Calan Williams	AUS			Dallara F317 HWA	Fortec Motorsport	1:25.211	16	1:25.212	12	1:25.363	14	1:25.488	13	1:25.493	11
8	12	Carlin Motorsport	GBR	Christian Hahn	BRA			Dallara F317 Spiess	Carlin Motorsport	1:25.461	13	1:25.466	14	1:25.489	16	1:25.894	11	1:25.932	17
9	63	Carlin Motorsport	GBR	Nicolai Kjaergaard	DNK	R	4	Dallara F317 Spiess	Carlin Motorsport	1:25.700	16	1:25.747	12	1:25.770	9	1:25.958	14	1:25.965	13
10	25	Team Motopark	DEU	Cameron Das	USA			Dallara F317 Spiess	Team Motopark	1:25.790	12	1:25.871	11	1:25.882	13	1:25.999	16	1:26.015	15
11	1	RP Motorsport	ITA	Javier Gonzalez	MEX	R	5	Dallara F317 Spiess	RP Motorsport	1:25.889	15	1:26.040	14	1:26.178	7	1:26.186	16	1:26.211	13
12	99	Drivex School	ESP	Rui Andrade	AGO	R	6	Dallara F317 HWA	Drivex School	1:25.896	17	1:25.947	16	1:26.009	13	1:26.042	15	1:26.180	18
13	51	Teo Martin Motorsport	ESP	Aldo Festante	ITA			Dallara F317 HWA	Teo Martin Motorsport	1:26.173	18	1:26.312	16	1:26.536	14	1:26.557	17	1:26.599	12
14	3	RP Motorsport	ITA	Pierre Louis Chovet	FRA	R	7	Dallara F317 Spiess	RP Motorsport	1:26.299	14	1:26.384	16	1:26.416	15	1:26.549	7	1:26.684	13



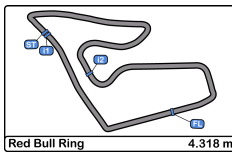


Red Bull Ring
Euroformula Open
Race - 2
Best 5 Top Speeds



Cls	Nº	Entrant	Nat	Driver	Nat	Cat	Cls	Chassis - Engine	Team	Top 1		Top 2		Top 3		Top 4		Top 5		Avg
										Km/h	Lap	Km/h	Lap	Km/h	Lap	Km/h	Lap	Km/h	Lap	
1	25	Team Motopark	DEU	Cameron Das	USA			Dallara F317 Spiess	Team Motopark	226.4	1	224.0	14	223.6	3	223.1	19	222.6	16	223.9
2	63	Carlin Motorsport	GBR	Nicolai Kjaergaard	DNK	R	1	Dallara F317 Spiess	Carlin Motorsport	226.4	19	225.9	15	225.4	17	225.0	10	224.5	5	225.4
3	31	Carlin Motorsport	GBR	Billy Monger	GBR	R	2	Dallara F317 Spiess	Carlin Motorsport	225.9	5	225.4	6	224.0	4	223.6	3	223.6	9	224.5
4	99	Drivex School	ESP	Rui Andrade	AGO	R	3	Dallara F317 HWA	Drivex School	225.0	10	224.5	4	224.0	9	224.0	11	223.1	5	224.1
5	18	Team Motopark	DEU	Julian Hanses	DEU			Dallara F317 Spiess	Team Motopark	224.0	5	223.6	6	222.6	4	222.2	3	220.8	2	222.6
6	3	RP Motorsport	ITA	Pierre Louis Chovet	FRA	R	4	Dallara F317 Spiess	RP Motorsport	223.6	8	223.6	12	223.1	2	223.1	7	223.1	13	223.3
7	8	Teo Martin Motorsport	ESP	Lukas Dunner	AUT			Dallara F317 HWA	Teo Martin Motorsport	223.6	12	223.6	16	223.1	17	222.6	13	222.2	7	223.0
8	12	Carlin Motorsport	GBR	Christian Hahn	BRA			Dallara F317 Spiess	Carlin Motorsport	223.1	19	222.6	16	222.6	17	222.6	18	222.2	2	222.6
9	21	Fortec Motorsport	GBR	Calan Williams	AUS			Dallara F317 HWA	Fortec Motorsport	221.7	1	220.8	7	219.9	5	219.9	13	219.5	8	220.4
10	33	Team Motopark	DEU	Marino Sato	JPN			Dallara F317 Spiess	Team Motopark	220.8	13	220.8	14	220.8	15	220.4	12	219.5	9	220.4
11	51	Teo Martin Motorsport	ESP	Aldo Festante	ITA			Dallara F317 HWA	Teo Martin Motorsport	220.8	9	218.6	1	218.6	2	218.1	3	218.1	6	218.8
12	1	RP Motorsport	ITA	Javier Gonzalez	MEX	R	5	Dallara F317 Spiess	RP Motorsport	219.9	12	219.5	10	219.5	13	219.0	14	218.6	11	219.3
13	26	Double R	GBR	Linus Lundqvist	SWE	R	6	Dallara F317 HWA	Double R	219.9	12	219.9	13	219.5	7	219.0	9	219.0	10	219.5
14	7	Double R	GBR	Jack Doohan	AUS	R	7	Dallara F317 HWA	Double R	218.6	2	218.6	11	218.6	12	218.6	13	218.6	14	218.6



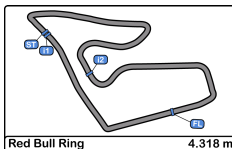


Red Bull Ring
Euroformula Open
Race - 2
Fastest Laps Sequence



Lap	Time of Day	Session Time	Nº	Entrant	Nat	Driver	Nat	Cat	Chassis - Engine	Team	Time	Km/h
2	13:31:16.413	2:56.413	33	Team Motopark	DEU	Marino Sato	JPN		Dallara F317 Spiess	Team Motopark	1:26.598	179.5
4	13:34:09.003	5:49.003	33	Team Motopark	DEU	Marino Sato	JPN		Dallara F317 Spiess	Team Motopark	1:25.947	180.8
5	13:35:34.614	7:14.614	33	Team Motopark	DEU	Marino Sato	JPN		Dallara F317 Spiess	Team Motopark	1:25.610	181.5
6	13:37:00.192	8:40.192	33	Team Motopark	DEU	Marino Sato	JPN		Dallara F317 Spiess	Team Motopark	1:25.578	181.6
6	13:38:11.519	9:51.519	7	Double R	GBR	Jack Doohan	AUS	R	Dallara F317 HWA	Double R	1:25.192	182.4
7	13:38:28.712	10:08.712	18	Team Motopark	DEU	Julian Hanses	DEU		Dallara F317 Spiess	Team Motopark	1:25.136	182.5
8	13:39:53.817	11:33.817	18	Team Motopark	DEU	Julian Hanses	DEU		Dallara F317 Spiess	Team Motopark	1:25.104	182.6
11	13:44:09.262	15:49.262	18	Team Motopark	DEU	Julian Hanses	DEU		Dallara F317 Spiess	Team Motopark	1:24.998	182.8
12	13:45:34.025	17:14.025	18	Team Motopark	DEU	Julian Hanses	DEU		Dallara F317 Spiess	Team Motopark	1:24.762	183.3
15	13:49:46.099	21:26.099	33	Team Motopark	DEU	Marino Sato	JPN		Dallara F317 Spiess	Team Motopark	1:24.698	183.5



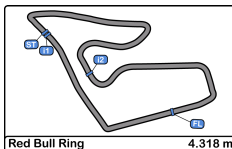


Red Bull Ring
Euroformula Open
Race - 2
Event Best Maximum Speed



Nº	Entrant	Nat	Driver	Nat	Cat	Clas	Chassis - Engine	Team	Km/h	Session
8	Teo Martin Motorsport	ESP	Lukas Dunner	AUT			Dallara F317 HWA	Teo Martin Motorsport	235.8	Race - 1
25	Team Motopark	DEU	Cameron Das	USA			Dallara F317 Spiess	Team Motopark	226.4	Race - 2
63	Carlin Motorsport	GBR	Nicolai Kjaergaard	DNK	R	1	Dallara F317 Spiess	Carlin Motorsport	226.4	Race - 2
31	Carlin Motorsport	GBR	Billy Monger	GBR	R	2	Dallara F317 Spiess	Carlin Motorsport	225.9	Race - 2
99	Drivex School	ESP	Rui Andrade	AGO	R	3	Dallara F317 HWA	Drivex School	225.0	Race - 2
18	Team Motopark	DEU	Julian Hanses	DEU			Dallara F317 Spiess	Team Motopark	224.5	Qualifying - 2
3	RP Motorsport	ITA	Pierre Louis Chovet	FRA	R	4	Dallara F317 Spiess	RP Motorsport	224.0	Free Practice - 1
26	Double R	GBR	Linus Lundqvist	SWE	R	5	Dallara F317 HWA	Double R	224.0	Race - 1
33	Team Motopark	DEU	Marino Sato	JPN			Dallara F317 Spiess	Team Motopark	223.6	Qualifying - 1
7	Double R	GBR	Jack Doohan	AUS	R	6	Dallara F317 HWA	Double R	223.1	Race - 1
12	Carlin Motorsport	GBR	Christian Hahn	BRA			Dallara F317 Spiess	Carlin Motorsport	223.1	Race - 2
1	RP Motorsport	ITA	Javier Gonzalez	MEX	R	7	Dallara F317 Spiess	RP Motorsport	222.6	Qualifying - 1
21	Fortec Motorsport	GBR	Calan Williams	AUS			Dallara F317 HWA	Fortec Motorsport	222.2	Qualifying - 2
51	Teo Martin Motorsport	ESP	Aldo Festante	ITA			Dallara F317 HWA	Teo Martin Motorsport	221.7	Qualifying - 1





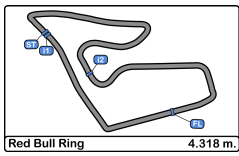
Red Bull Ring
Euroformula Open
Race - 2
Lap Chart



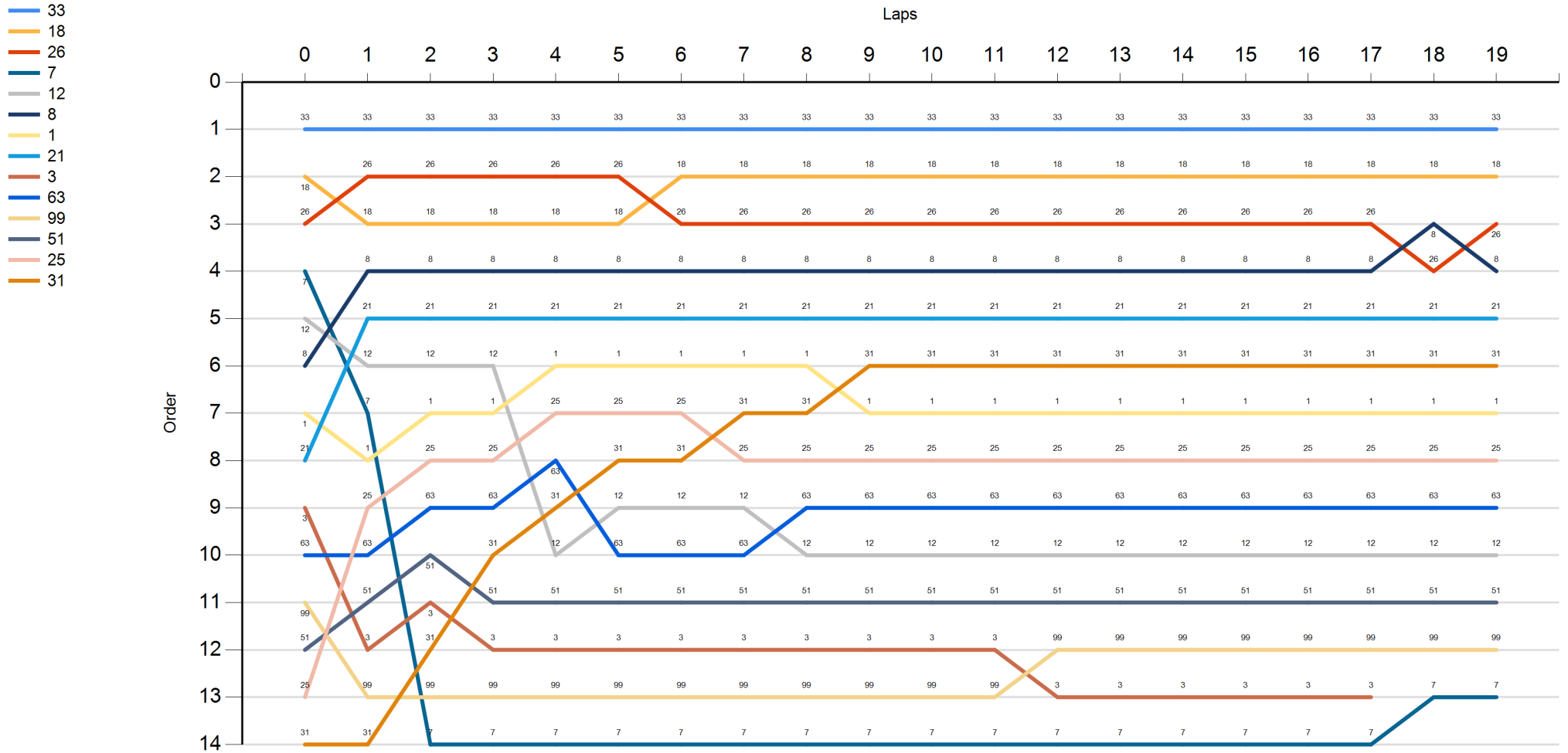
LAP

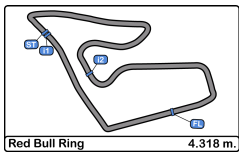
Nr	Po	Grid	1	2	3	4	5	6	7	8	9	10	11	12	13	14	15	16	17	18	19
33	1	33	33	33	33	33	33	33	33	33	33	33	33	33	33	33	33	33	33	33	33
18	2	18	26	26	26	26	26	18	18	18	18	18	18	18	18	18	18	18	18	18	18
26	3	26	18	18	18	18	18	26	26	26	26	26	26	26	26	26	26	26	26	8	26
7	4	7	8	8	8	8	8	8	8	8	8	8	8	8	8	8	8	8	8	26	8
12	5	12	21	21	21	21	21	21	21	21	21	21	21	21	21	21	21	21	21	21	21
8	6	8	12	12	12	1	1	1	1	1	31	31	31	31	31	31	31	31	31	31	31
1	7	1	7	1	1	25	25	25	31	31	1	1	1	1	1	1	1	1	1	1	1
21	8	21	1	25	25	63	31	31	25	25	25	25	25	25	25	25	25	25	25	25	25
3	9	3	25	63	63	31	12	12	12	63	63	63	63	63	63	63	63	63	63	63	63
63	10	63	63	51	31	12	63	63	63	12	12	12	12	12	12	12	12	12	12	12	12
99	11	99	51	3	51	51	51	51	51	51	51	51	51	51	51	51	51	51	51	51	51
51	12	51	3	31	3	3	3	3	3	3	3	3	3	99	99	99	99	99	99	99	99
25	13	25	99	99	99	99	99	99	99	99	99	99	99	3	3	3	3	3	3	7	7
31	14	31	31	7	7	7	7	7	7	7	7	7	7	7	7	7	7	7	7		





Red Bull Ring
Euroformula Open
Race - 2
Graphic Lap Chart



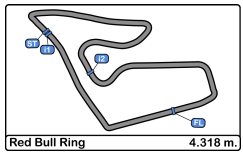


Red Bull Ring
Euroformula Open
Race - 2
Pit Stop Analysis



Nr.	In Day Time	Entrant	Nat	Driver	Nat	Cat	Chassis - Engine	Team	In Time	Stop N°	Pit Time	Handicap	Penalty
7	13:31:31.580	Double R		GB Jack Doohan		AU R	Dallara F317 HWA	Double R	3:11.307	1	57.431		

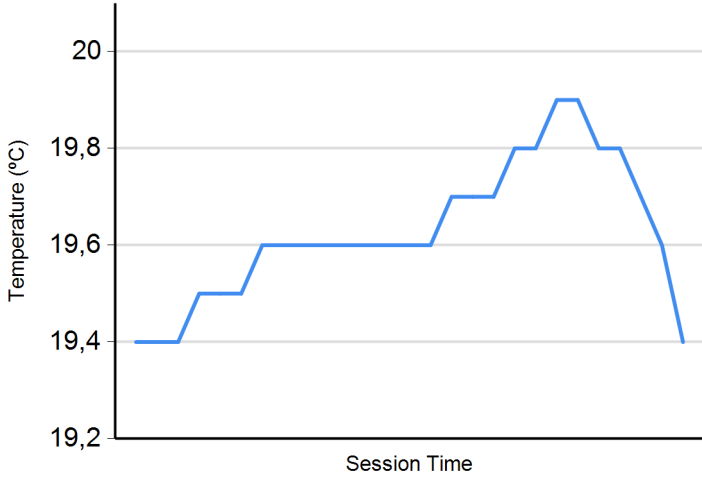




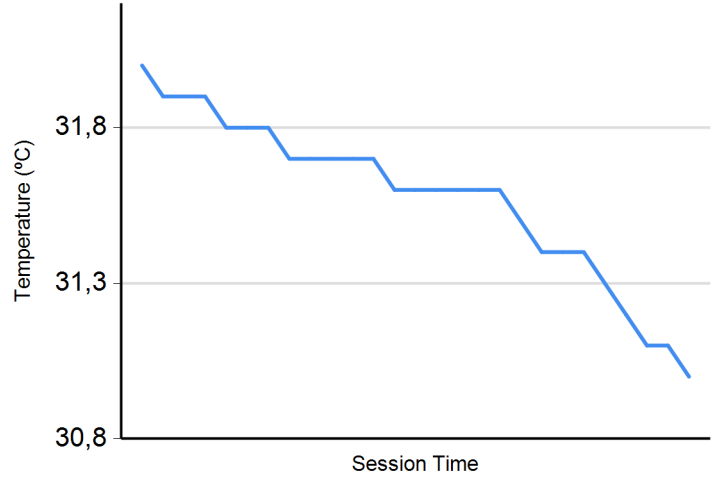
Red Bull Ring
Euroformula Open
Race - 2
Weather Report



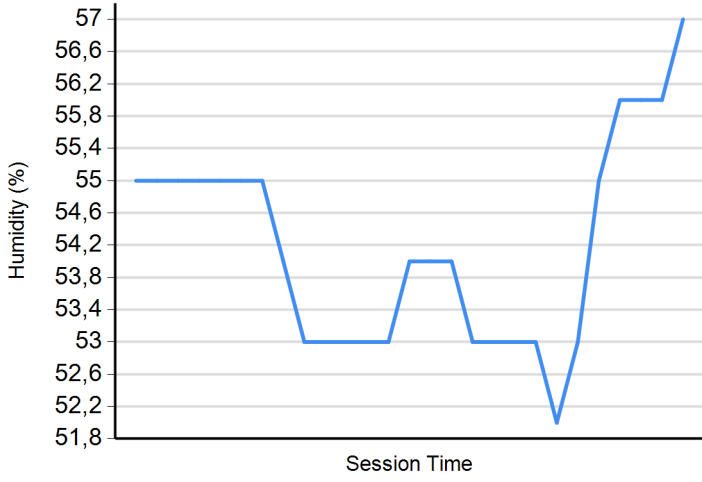
Air Temperature



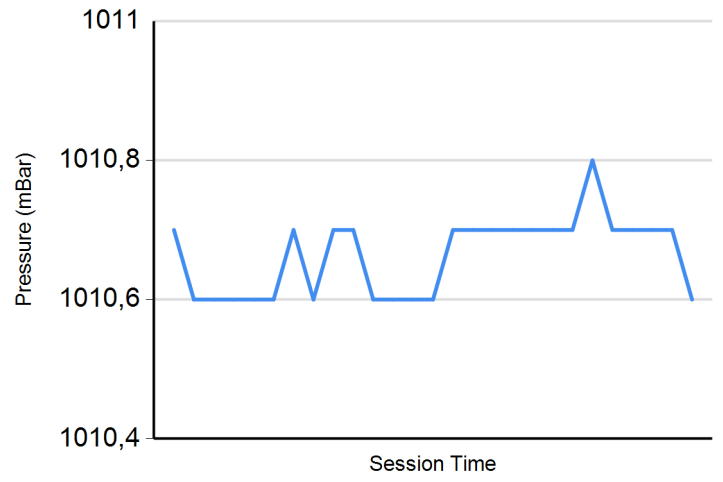
Track Temperature



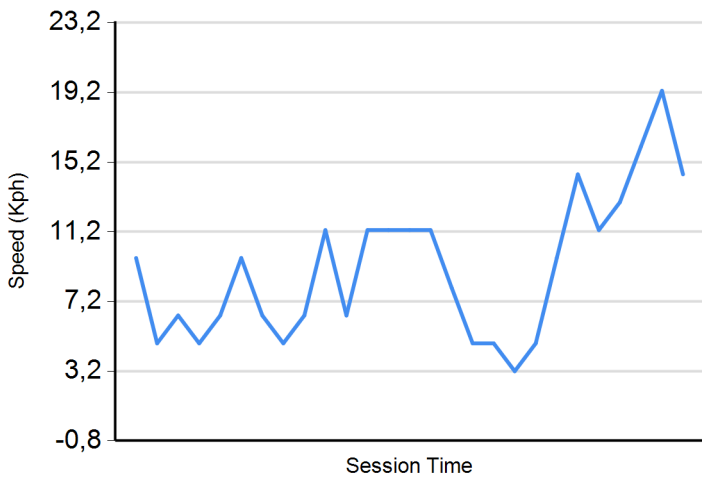
Humidity



Pressure



Wind Speed



Wind direction

North = 0°/360° Est = 90° South = 180° West = 270°

