

Spa Francorchamps
Euroformula Open
Free Practice - 3
Provisional Results



Clas	Nº	Entrant	Nat	Driver	Nat	Cat	Clas	Chassis - Engine	Team	Laps	Best	Time	Gap	Interval	Km/h
1	69	Cryptotower Racing Team	JPN	Lukas Dunner	AUT			Dallara F320 Spiess	Cryptotower Racing Team	8	4	2:11.183			192.2
2	31	Carlin	GBR	Zane Maloney	BRB	R	1	Dallara F320 Spiess	Carlin	7	6	2:11.385	0.202	0.202	191.9
3	20	Cryptotower Racing Team	JPN	Yifei Ye	CHN			Dallara F320 Spiess	Cryptotower Racing Team	7	4	2:12.268	1.085	0.883	190.6
4	25	Van Amersfoort Racing	NLD	Alexandre Bardinon	FRA			Dallara F320 HWA	Van Amersfoort Racing	7	5	2:13.213	2.030	0.945	189.2
5	6	Carlin	GBR	Ido Cohen	ISR			Dallara F320 Spiess	Carlin	6	6	2:13.412	2.229	0.199	188.9
6	4	Team Motopark	DEU	Niklas Krütten	DEU	R	2	Dallara F320 Spiess	Team Motopark	8	4	2:13.743	2.560	0.331	188.5
7	16	Van Amersfoort Racing	NLD	Andreas Estner	DEU			Dallara F320 HWA	Van Amersfoort Racing	6	5	2:13.837	2.654	0.094	188.3
8	8	Double R	GBR	Benjamin Pedersen	GBR			Dallara F320 HWA	Double R	7	4	2:14.087	2.904	0.250	188.0
9	15	Van Amersfoort Racing	NLD	Sebastian Estner	DEU	R	3	Dallara F320 HWA	Van Amersfoort Racing	6	5	2:14.212	3.029	0.125	187.8
10	28	Team Motopark	DEU	Cameron Das	USA			Dallara F320 Spiess	Team Motopark	8	7	2:15.235	4.052	1.023	186.4
11	34	DRIVEX	ESP	Matthias Lüthen	DEU	R	4	Dallara F320 HWA	DRIVEX	9	6	2:16.466	5.283	1.231	184.7
12	99	Cryptotower Racing Team	JPN	Rui Andrade	AGO			Dallara F320 Spiess	Cryptotower Racing Team	6	5	2:16.525	5.342	0.059	184.6
13	33	Team Motopark	DEU	Manuel Maldonado	VEN			Dallara F320 Spiess	Team Motopark	7	5	2:23.483	12.300	6.958	175.7
14	12	DRIVEX	ESP	Glenn Van Berlo	NLD	R	5	Dallara F320 HWA	DRIVEX	6	3	5:08.016	2:56.83	2:44.53	81.8
15	26	Double R	GBR	Louis Foster	GBR			Dallara F320 HWA	Double R	2	0	9:46:39.00	9:44:27.	9:41:30.	00.0

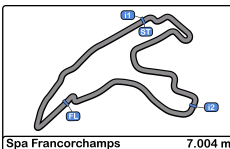
CAR 4 TIME 2:13.128 DELETED TRACK LIMITS AT T 9
 CAR 20 TIME 2:11.611 DELETED TRACK LIMITS AT T 9
 CAR 12 TIME 2:16.127 DELETED TRACK LIMITS AT T 9
 CAR 33 TIME 2:10.935 DELETED TRACK LIMITS AT T 9

Published at:.....

Track Temp: 10.1 °C Air Temp: 8.1 °C Humidity: 86 % Track Status: DRY

Stewards:	Race Director:	Timekeeper:
-----------	----------------	-------------





Spa Francorchamps
Euroformula Open
Free Practice - 3
Provisional Results by Class



Clas	Nº	Entrant	Nat	Driver	Nat	Cat	Clas	Chassis - Engine	Team	Laps	Best	Time	Gap	Interval	Km/h
1	69	Cryptotower Racing	JPN	Lukas Dunner	AUT			Dallara F320 Spiess	Cryptotower Racing	8	4	2:11.183			192.2
2	20	Cryptotower Racing	JPN	Yifei Ye	CHN			Dallara F320 Spiess	Cryptotower Racing	7	4	2:12.268	1.085	1.085	190.6
3	25	Van Amersfoort	NLD	Alexandre Bardinon	FRA			Dallara F320 HWA	Van Amersfoort	7	5	2:13.213	2.030	0.945	189.2
4	6	Carlin	GBR	Ido Cohen	ISR			Dallara F320 Spiess	Carlin	6	6	2:13.412	2.229	0.199	188.9
5	16	Van Amersfoort	NLD	Andreas Estner	DEU			Dallara F320 HWA	Van Amersfoort	6	5	2:13.837	2.654	0.425	188.3
6	8	Double R	GBR	Benjamin Pedersen	GBR			Dallara F320 HWA	Double R	7	4	2:14.087	2.904	0.250	188.0
7	28	Team Motopark	DEU	Cameron Das	USA			Dallara F320 Spiess	Team Motopark	8	7	2:15.235	4.052	1.148	186.4
8	99	Cryptotower Racing	JPN	Rui Andrade	AGO			Dallara F320 Spiess	Cryptotower Racing	6	5	2:16.525	5.342	1.290	184.6
9	33	Team Motopark	DEU	Manuel Maldonado	VEN			Dallara F320 Spiess	Team Motopark	7	5	2:23.483	12.300	6.958	175.7
10	26	Double R	GBR	Louis Foster	GBR			Dallara F320 HWA	Double R	2	0	9:46:39.00	9:44:27.	9:44:15.	00.0
Rookie															
1	31	Carlin	GBR	Zane Maloney	BRB	R	1	Dallara F320 Spiess	Carlin	7	6	2:11.385			191.9
2	4	Team Motopark	DEU	Niklas Krütten	DEU	R	2	Dallara F320 Spiess	Team Motopark	8	4	2:13.743	2.358	2.358	188.5
3	15	Van Amersfoort	NLD	Sebastian Estner	DEU	R	3	Dallara F320 HWA	Van Amersfoort	6	5	2:14.212	2.827	0.469	187.8
4	34	DRIVEX	ESP	Matthias Lüthen	DEU	R	4	Dallara F320 HWA	DRIVEX	9	6	2:16.466	5.081	2.254	184.7
5	12	DRIVEX	ESP	Glenn Van Berlo	NLD	R	5	Dallara F320 HWA	DRIVEX	6	3	5:08.016	2:56.63	2:51.55	81.8

Published at:.....

Track Temp: 10.1 °C Air Temp: 8.1 °C Humidity: 86 % Track Status: DRY

Stewards:	Race Director:	Timekeeper:
-----------	----------------	-------------





Spa Francorchamps
Euroformula Open
Free Practice - 3
Lap Analysis



4 Niklas Krütten Dallara F320 Spiess 16 Team Motopark							Andreas Estner Dallara F320 HWA Van Amersfoort Racing									
Lap	D	Time	Sector 1	Sector 2	Sector 3	T. Spd	Lap	D	Time	Sector 1	Sector 2	Sector 3	T. Spd	Elapsed		
1		14:37:54.669 P	14:35:58.734	1:06.529	49.406	204.9	1		14:37:44.769	14:36:01.656	1:04.968	38.145	219.0	14:37:44.769		
2		4:18.134 P	1:14.850	1:35.852	1:27.432	230.2	2		2:32.101 P	40.058	1:01.302	50.741	243.2	14:40:16.870		
3		3:39.837	2:02.993	1:00.505	36.339	226.4	3		5:14.350	3:37.378	1:00.746	36.226	242.1	14:45:31.220		
4		2:13.743	39.756		2:50.082	242.1	4		2:21.624	39.308	1:06.081	36.235	246.5	14:47:52.844		
5		2:13.428	39.560	57.612	35.956	242.6	5		2:13.837	39.305	58.453	36.079	246.0	14:50:06.681		
6		2:20.110 P	39.454		2:56.066	243.2	6		2:23.055 P	39.294	59.307	44.454	248.2	14:52:29.736		
7		3:57.457	2:15.083	1:04.186	38.188	226.4	20 Yifei Ye Dallara F320 Spiess Cryptotower Racing Team									
8		3:24.745 P	1:03.331	1:24.360	57.054	152.1	15:00:01.823									
6 Ido Cohen Dallara F320 Spiess Carlin																
	Lap	D	Time	Sector 1	Sector 2	Sector 3	T. Spd	Elapsed	Lap	D	Time	Sector 1	Sector 2	Sector 3	T. Spd	Elapsed
1			14:38:08.150 P	14:36:05.770	1:05.812	56.568	219.5	14:38:08.150	1		14:37:39.270 P	14:35:49.307	1:03.773	46.190	210.1	14:37:39.270
2		4:08.065 P	1:15.239	1:31.796	1:21.030	237.8	14:42:16.215	2		3:03.348 P	1:04.208	1:00.674	58.466	241.0	14:40:42.618	
3		5:09.651 P	3:15.219	1:07.452	46.980	195.6	14:47:25.866	3		5:45.444	4:10.546		6:43.910	233.7	14:46:28.062	
4		2:42.494	56.252	1:05.496	40.746	225.9	14:50:08.360	4		2:12.268	39.387		8:56.178	242.6	14:48:40.330	
5		2:16.310	39.727	58.481	38.102	246.0	14:52:24.670	5		2:11.644	39.307		11:07.789	243.7	14:50:51.941	
6		2:13.412	39.302	57.993	36.117	246.5	14:54:38.082	6		2:18.741 P	39.230		13:26.530	243.7	14:53:10.682	
7			39.244			245.4		7		5:13.710 P	2:59.892	1:17.081	56.737	225.4	14:58:24.392	
8 Benjamin Pedersen Dallara F320 HWA Double R							25 Alexandre Bardinon Dallara F320 HWA Van Amersfoort Racing									
	Lap	D	Time	Sector 1	Sector 2	Sector 3	T. Spd	Elapsed	Lap	D	Time	Sector 1	Sector 2	Sector 3	T. Spd	Elapsed
1			14:38:01.677 P	14:36:07.695	1:05.184	48.798	208.0	14:38:01.677	1		14:38:11.280	14:36:22.738	1:09.444	39.098	204.9	14:38:11.280
2		4:12.308 P	1:15.082	1:29.287	1:27.939	221.3	14:42:13.985	2		2:45.380 P	40.432	1:03.646	1:01.302	242.6	14:40:56.660	
3		3:53.039	2:14.967	1:00.663	37.409	233.7	14:46:07.024	3		6:55.564	5:07.394	1:09.018	39.152	202.6	14:47:52.224	
4		2:14.087	39.721	58.202	36.164	241.0	14:48:21.111	4		2:19.751	41.800		2:58.903	234.7	14:50:11.975	
5		2:21.878 P	39.506	58.169	44.203	241.6	14:50:42.989	5		2:13.213	39.170		5:12.116	246.5	14:52:25.188	
6		4:07.713	2:15.332	1:13.625	38.756	211.7	14:54:50.702	6		2:20.213	39.230	1:04.810	36.173	247.1	14:54:45.401	
7		2:56.912 P	41.227	1:13.935	1:01.750	232.2	14:57:47.614	7		2:33.619 P	39.331	1:03.415	50.873	245.4	14:57:19.020	
12 Glenn Van Berlo Dallara F320 HWA Double R							26 Louis Foster Dallara F320 HWA Double R									
	Lap	D	Time	Sector 1	Sector 2	Sector 3	T. Spd	Elapsed	Lap	D	Time	Sector 1	Sector 2	Sector 3	T. Spd	Elapsed
1			14:37:46.037	14:35:59.489	1:08.290	38.258	231.7	14:37:46.037	1		14:56:50.652	14:55:06.329	1:05.912	38.411	219.0	14:56:50.652
2		2:34.048 P	39.977	1:03.475	50.596	245.4	14:40:20.085	2		3:16.027 P	51.794	1:25.087	59.146	162.6	15:00:06.679	
3		5:08.016	3:23.301	1:01.317	43.398	237.3	14:45:28.101	28 Cameron Das Dallara F320 Spiess Team Motopark								
4		7:27.752	5:46.937	1:03.773	37.042	232.2	14:52:55.853		Lap	D	Time	Sector 1	Sector 2	Sector 3	T. Spd	Elapsed
5		2:16.427	39.933	1:00.182	36.012	241.6	14:55:11.980	1		14:37:37.703	14:35:56.657	1:03.823	37.223	213.8	14:37:37.703	
6		3:05.663 P	39.607	1:18.291	1:07.765	243.2	14:58:17.643	2		2:26.135 P	40.436	59.807	45.892	230.2	14:40:03.838	
15 Sebastian Estner Dallara F320 HWA Double R							31 Zane Maloney Dallara F320 Spiess Carlin									
	Lap	D	Time	Sector 1	Sector 2	Sector 3	T. Spd	Elapsed	Lap	D	Time	Sector 1	Sector 2	Sector 3	T. Spd	Elapsed
1			14:38:05.407	14:36:15.060	1:09.534	40.813	162.8	14:38:05.407	1		14:37:46.810	14:36:03.224	1:06.208	37.378	218.1	14:37:46.810
2		2:48.039 P	41.215	1:04.808	1:02.016	216.0	14:40:53.446	2		2:32.165 P	39.745	1:01.464	50.956	220.4	14:40:18.975	
3		4:35.952	3:00.113	59.360	36.479	241.6	14:45:29.398	3		8:40.375	6:57.675	1:04.656	38.044	210.9	14:48:59.350	
4		2:16.760	39.123	1:01.101	36.536	249.4	14:47:46.158	4		2:21.627	43.348	1:00.892	37.387	223.1	14:51:20.977	
5		2:14.212	38.996	58.871	36.345	246.5	14:50:00.370	5		2:12.076	39.541	56.764	35.771	244.3	14:53:33.053	
6		2:23.687 P	39.510	58.025	46.152	242.1	14:52:24.057	6		2:11.385	39.417	56.324	35.644	243.2	14:55:44.438	
									7		2:41.088 P	39.299	1:05.175	56.614	243.7	14:58:25.526





Spa Francorchamps
Euroformula Open
Free Practice - 3
Lap Analysis



33

Manuel Maldonado

Dallara F320 Spiess

Team Motopark

Lap	D	Time	Sector 1	Sector 2	Sector 3	T. Spd	Elapsed
1		14:37:42.858 P	14:35:52.961	1:04.125	45.772	235.2	14:37:42.858
2		3:15.579 P	1:11.855	1:01.690	1:02.034	244.3	14:40:58.437
3		5:07.086 P	3:25.526	58.668	42.892	243.2	14:46:05.523
4		5:30.249	3:40.308	1:09.598	40.343	214.7	14:51:35.772
5		2:23.483	42.562	1:01.914	39.007	213.4	14:53:59.255
6		2:10.935	38.794		2:49.942	249.4	14:56:10.190
7		2:43.032 P	43.145	1:12.090	47.797	216.8	14:58:53.222

34

Matthias Lüthen

Dallara F320 HWA

R

DRIVEX

Lap	D	Time	Sector 1	Sector 2	Sector 3	T. Spd	Elapsed
1		14:38:25.267	14:36:26.812	1:16.923	41.532	189.8	14:38:25.267
2		2:39.818 P	42.235	1:08.478	49.105	221.3	14:41:05.085
3		4:23.040	2:44.264	1:02.080	36.696	240.0	14:45:28.125
4		2:17.441	39.606	1:01.354	36.481	243.2	14:47:45.566
5		2:19.439	39.681	1:03.219	36.539	216.0	14:50:05.005
6		2:16.466	39.649	1:00.222	36.595	240.0	14:52:21.471
7		2:18.050	39.650	1:00.606	37.794	241.0	14:54:39.521
8		2:16.505	39.398	1:00.772	36.335	246.0	14:56:56.026
9		3:14.128 P	47.469	1:25.705	1:00.954	135.5	15:00:10.154

69

Lukas Dunner

Dallara F320 Spiess

Cryptotower Racing Team

Lap	D	Time	Sector 1	Sector 2	Sector 3	T. Spd	Elapsed
1		14:37:33.246	14:35:50.129	1:04.932	38.185	201.4	14:37:33.246
2		2:27.373 P	40.595	1:01.416	45.362	207.2	14:40:00.619
3		5:37.193	3:53.558	1:04.067	39.568	247.7	14:45:37.812
4		2:11.183	39.170	56.659	35.354	246.0	14:47:48.995
5		2:18.184 P	38.883	57.590	41.711	246.5	14:50:07.179
6		4:24.643	2:42.604	1:04.350	37.689	209.3	14:54:31.822
7		2:15.967	40.251	58.594	37.122	225.0	14:56:47.789
8		3:15.757 P	52.828	1:24.659	58.270	152.1	15:00:03.546

99

Rui Andrade

Dallara F320 Spiess

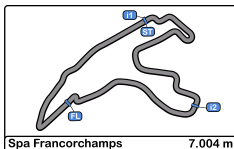
Cryptotower Racing Team

Lap	D	Time	Sector 1	Sector 2	Sector 3	T. Spd	Elapsed
1		14:37:34.855	14:35:52.504	1:03.757	38.594	215.1	14:37:34.855
2		2:27.833 P	40.050	1:01.788	45.995	229.2	14:40:02.688
3		11:31.128	9:42.640	1:08.286	40.202	200.3	14:51:33.816
4		2:23.266	43.884	1:01.911	37.471	228.8	14:53:57.082
5		2:16.525	40.997	59.304	36.224	197.8	14:56:13.607
6		2:38.169 P	39.171	1:12.239	46.759	228.3	14:58:51.776



CIRCUIT DE SPA
FRANCORCHAMPS



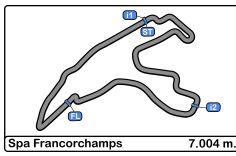


Spa Francorchamps
Euroformula Open
Free Practice - 3
Best Sectors Results



Sector - 1				Sector - 2				Sector - 3				Ideal Lap vs Best Lap				
Clas	Nº	Driver	Time	Nº	Driver	Time	Nº	Driver	Time	Clas	Nº	Driver	Ideal Lap	Best Lap	Clas	
1	33	Manuel Maldonado	38.794	31	Zane Maloney	56.324	69	Lukas Dunner	35.354	1	69	Lukas Dunner	2:10.896	2:11.183	1	
2	69	Lukas Dunner	38.883	69	Lukas Dunner	56.659	31	Zane Maloney	35.644	2	31	Zane Maloney	2:11.267	2:11.385	2	
3	15	Sebastian Estner	38.996	28	Cameron Das	57.094	4	Niklas Krütten	35.956	3	4	Niklas Krütten	2:13.022	2:13.743	6	
4	28	Cameron Das	39.145	4	Niklas Krütten	57.612	12	Glenn Van Berlo	36.012	4	28	Cameron Das	2:13.287	2:15.235	10	
5	25	Alexandre Bardinon	39.170	6	Ido Cohen	57.993	16	Andreas Estner	36.079	5	6	Ido Cohen	2:13.354	2:13.412	5	
6	99	Rui Andrade	39.171	15	Sebastian Estner	58.025	6	Ido Cohen	36.117	6	15	Sebastian Estner	2:13.366	2:14.212	9	
7	20	Yifei Ye	39.230	8	Benjamin Pedersen	58.169	8	Benjamin Pedersen	36.164	7	16	Andreas Estner	2:13.826	2:13.837	7	
8	6	Ido Cohen	39.244	16	Andreas Estner	58.453	25	Alexandre Bardinon	36.173	8	8	Benjamin Pedersen	2:13.839	2:14.087	8	
9	16	Andreas Estner	39.294	33	Manuel Maldonado	58.668	99	Rui Andrade	36.224	9	99	Rui Andrade	2:14.699	2:16.525	12	
10	31	Zane Maloney	39.299	99	Rui Andrade	59.304	34	Matthias Lüthen	36.335	10	12	Glenn Van Berlo	2:15.801	5:08.016	14	
11	34	Matthias Lüthen	39.398	12	Glenn Van Berlo	1:00.182	15	Sebastian Estner	36.345	11	34	Matthias Lüthen	2:15.955	2:16.466	11	
12	4	Niklas Krütten	39.454	34	Matthias Lüthen	1:00.222	28	Cameron Das	37.048	12	33	Manuel Maldonado	2:16.469	2:23.483	13	
13	8	Benjamin Pedersen	39.506	20	Yifei Ye	1:00.674	26	Louis Foster	38.411	13	25	Alexandre Bardinon	2:18.758	2:13.213	4	
14	12	Glenn Van Berlo	39.607	25	Alexandre Bardinon	1:03.415	33	Manuel Maldonado	39.007	14	20	Yifei Ye	2:26.094	2:12.268	3	
15	26	Louis Foster	51.794	26	Louis Foster	1:05.912	20	Yifei Ye	46.190	15	26	Louis Foster	2:36.117	Transpo	15	



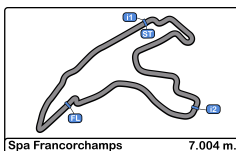


Spa Francorchamps
Euroformula Open
Free Practice - 3
Best 5 Lap Times



Cls	Nº	Entrant	Nat	Driver	Nat	Cat	Cls	Chassis - Engine	Team	Best 1		Best 2		Best 3		Best 4		Best 5	
										Time	Lap	Time	Lap	Time	Lap	Time	Lap	Time	Lap
1	69	Cryptotower Racing		Lukas Dunner				Dallara F320 Spiess	Cryptotower Racing	2:11.183	4	2:18.184	5	4:24.643	6	5:37.193	3		
2	31	Carlin		Zane Maloney		R	1	Dallara F320 Spiess	Carlin	2:11.385	6	2:12.076	5	2:21.627	4	8:40.375	3		
3	20	Cryptotower Racing		Yifei Ye				Dallara F320 Spiess	Cryptotower Racing	2:12.268	4	2:18.741	6	5:45.444	3				
4	25	Van Amersfoort Racing		Alexandre Bardinon				Dallara F320 HWA	Van Amersfoort Racing	2:13.213	5	2:19.751	4	2:20.213	6	6:55.564	3		
5	6	Carlin		Ido Cohen				Dallara F320 Spiess	Carlin	2:13.412	6	2:16.310	5	2:42.494	4	5:09.651	3		
6	4	Team Motopark		Niklas Krütten		R	2	Dallara F320 Spiess	Team Motopark	2:13.743	4	2:20.110	6	3:39.837	3	3:57.457	7		
7	16	Van Amersfoort Racing		Andreas Estner				Dallara F320 HWA	Van Amersfoort Racing	2:13.837	5	2:21.624	4	2:23.055	6	5:14.350	3		
8	8	Double R		Benjamin Pedersen				Dallara F320 HWA	Double R	2:14.087	4	2:21.878	5	3:53.039	3	4:07.713	6		
9	15	Van Amersfoort Racing		Sebastian Estner		R	3	Dallara F320 HWA	Van Amersfoort Racing	2:14.212	5	2:16.760	4	2:23.687	6	4:35.952	3		
10	28	Team Motopark		Cameron Das				Dallara F320 Spiess	Team Motopark	2:15.235	7	2:15.348	4	2:19.360	5	3:49.338	6	5:37.432	3
11	34	DRIVEX		Matthias Lüthen		R	4	Dallara F320 HWA	DRIVEX	2:16.466	6	2:17.441	4	2:18.050	7	2:19.439	5	4:23.040	3
12	99	Cryptotower Racing		Rui Andrade				Dallara F320 Spiess	Cryptotower Racing	2:16.525	5	2:23.266	4	11:31.12	3				
13	33	Team Motopark		Manuel Maldonado				Dallara F320 Spiess	Team Motopark	2:23.483	5	5:07.086	3	5:30.249	4				
14	12	DRIVEX		Glenn Van Berlo		R	5	Dallara F320 HWA	DRIVEX	5:08.016	3	7:27.752	4						
15	26	Double R		Louis Foster				Dallara F320 HWA	Double R										



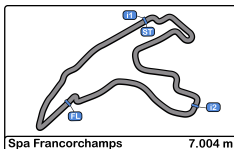


Spa Francorchamps
Euroformula Open
Free Practice - 3
Best 5 Top Speeds



Cls	Nº	Entrant	Nat	Driver	Nat	Cat	Cls	Chassis - Engine	Team	Top 1		Top 2		Top 3		Top 4		Top 5		Avg
										Km/h	Lap	Km/h	Lap	Km/h	Lap	Km/h	Lap	Km/h	Lap	
1	15	Van Amersfoort Racing	NLD	Sebastian Estner	DEU	R	1	Dallara F320 HWA	Van Amersfoort Racing	249.4	4	246.5	5	242.1	6	241.6	3	216.0	2	239.1
2	33	Team Motopark	DEU	Manuel Maldonado	VEN			Dallara F320 Spiess	Team Motopark	249.4	6	244.3	2	243.2	3	235.2	1	216.8	7	237.8
3	16	Van Amersfoort Racing	NLD	Andreas Estner	DEU			Dallara F320 HWA	Van Amersfoort Racing	248.2	6	246.5	4	246.0	5	243.2	2	242.1	3	245.2
4	69	Cryptotower Racing	JPN	Lukas Dunner	AUT			Dallara F320 Spiess	Cryptotower Racing	247.7	3	246.5	5	246.0	4	225.0	7	209.3	6	234.9
5	25	Van Amersfoort Racing	NLD	Alexandre Bardinon	FRA			Dallara F320 HWA	Van Amersfoort Racing	247.1	6	246.5	5	245.4	7	242.6	2	234.7	4	243.3
6	6	Carlin	GBR	Ido Cohen	ISR			Dallara F320 Spiess	Carlin	246.5	6	246.0	5	245.4	7	237.8	2	225.9	4	240.3
7	28	Team Motopark	DEU	Cameron Das	USA			Dallara F320 Spiess	Team Motopark	246.5	5	244.3	4	233.2	7	232.7	3	230.2	2	237.4
8	34	DRIVEX	ESP	Matthias Lüthen	DEU	R	2	Dallara F320 HWA	DRIVEX	246.0	8	243.2	4	241.0	7	240.0	3	240.0	6	242.0
9	12	DRIVEX	ESP	Glenn Van Berlo	NLD	R	3	Dallara F320 HWA	DRIVEX	245.4	2	243.2	6	241.6	5	237.3	3	232.2	4	239.9
10	31	Carlin	GBR	Zane Maloney	BRB	R	4	Dallara F320 Spiess	Carlin	244.3	5	243.7	7	243.2	6	223.1	4	220.4	2	234.9
11	20	Cryptotower Racing	JPN	Yifei Ye	CHN			Dallara F320 Spiess	Cryptotower Racing	243.7	5	243.7	6	242.6	4	241.0	2	233.7	3	241.0
12	4	Team Motopark	DEU	Niklas Krütten	DEU	R	5	Dallara F320 Spiess	Team Motopark	243.2	6	242.6	5	242.1	4	230.2	2	226.4	3	236.9
13	8	Double R	GBR	Benjamin Pedersen	GBR			Dallara F320 HWA	Double R	241.6	5	241.0	4	233.7	3	232.2	7	221.3	2	234.0
14	99	Cryptotower Racing	JPN	Rui Andrade	AGO			Dallara F320 Spiess	Cryptotower Racing	229.2	2	228.8	4	228.3	6	215.1	1	200.3	3	220.3
15	26	Double R	GBR	Louis Foster	GBR			Dallara F320 HWA	Double R	219.0	1	200.3	1	162.6	2					194.0



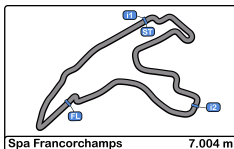


Spa Francorchamps
Euroformula Open
Free Practice - 3
Fastest Laps Sequence



Lap	Time of Day	Session Time	Nº	Entrant	Nat	Driver	Nat	Cat	Chassis - Engine	Team	Time	Km/h
3	14:45:28.101	10:28.101	12	DRIVEX		ESP Glenn Van Berlo		NLD R	Dallara F320 HWA	DRIVEX	5:08.016	81.8
3	14:45:28.125	10:28.125	34	DRIVEX		ESP Matthias Lüthen		DEU R	Dallara F320 HWA	DRIVEX	4:23.040	95.8
3	14:45:52.640	10:52.640	4	Team Motopark		DEU Niklas Krütten		DEU R	Dallara F320 Spiess	Team Motopark	3:39.837	114.6
4	14:47:45.566	12:45.566	34	DRIVEX		ESP Matthias Lüthen		DEU R	Dallara F320 HWA	DRIVEX	2:17.441	183.4
4	14:47:46.158	12:46.158	15	Van Amersfoort Racing		NLD Sebastian Estner		DEU R	Dallara F320 HWA	Van Amersfoort Racing	2:16.760	184.3
4	14:47:48.995	12:48.995	69	Cryptotower Racing Team		JPN Lukas Dunner		AUT	Dallara F320 Spiess	Cryptotower Racing Team	2:11.183	192.2



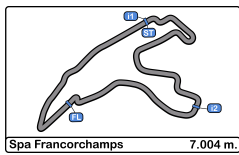


Spa Francorchamps
Euroformula Open
Free Practice - 3
Event Best Maximum Speed



Nº	Entrant	Nat	Driver	Nat	Cat	Clas	Chassis - Engine	Team	Km/h	Session
16	Van Amersfoort Racing	NLD	Andreas Estner	DEU			Dallara F320 HWA	Van Amersfoort Racing	254.1	Free Practice - 1
99	Cryptotower Racing Team	JPN	Rui Andrade	AGO			Dallara F320 Spiess	Cryptotower Racing Team	251.1	Free Practice - 1
28	Team Motopark	DEU	Cameron Das	USA			Dallara F320 Spiess	Team Motopark	250.0	Free Practice - 1
33	Team Motopark	DEU	Manuel Maldonado	VEN			Dallara F320 Spiess	Team Motopark	249.4	Free Practice - 2
15	Van Amersfoort Racing	NLD	Sebastian Estner	DEU	R	1	Dallara F320 HWA	Van Amersfoort Racing	249.4	Free Practice - 3
20	Cryptotower Racing Team	JPN	Yifei Ye	CHN			Dallara F320 Spiess	Cryptotower Racing Team	247.7	Free Practice - 2
69	Cryptotower Racing Team	JPN	Lukas Dunner	AUT			Dallara F320 Spiess	Cryptotower Racing Team	247.7	Free Practice - 2
4	Team Motopark	DEU	Niklas Krütten	DEU	R	2	Dallara F320 Spiess	Team Motopark	247.1	Free Practice - 2
8	Double R	GBR	Benjamin Pedersen	GBR			Dallara F320 HWA	Double R	247.1	Free Practice - 2
6	Carlin	GBR	Ido Cohen	ISR			Dallara F320 Spiess	Carlin	247.1	Free Practice - 2
25	Van Amersfoort Racing	NLD	Alexandre Bardinon	FRA			Dallara F320 HWA	Van Amersfoort Racing	247.1	Free Practice - 2
34	DRIVEX	ESP	Matthias Lüthen	DEU	R	3	Dallara F320 HWA	DRIVEX	246.0	Free Practice - 3
12	DRIVEX	ESP	Glenn Van Berlo	NLD	R	4	Dallara F320 HWA	DRIVEX	245.4	Free Practice - 3
26	Double R	GBR	Louis Foster	GBR			Dallara F320 HWA	Double R	244.8	Free Practice - 1
31	Carlin	GBR	Zane Maloney	BRB	R	5	Dallara F320 Spiess	Carlin	244.8	Free Practice - 2





Spa Francorchamps
Euroformula Open
Free Practice - 3
Pit Stop Analysis



4 Niklas Krütten R Team Motopark
Dallara F320 Spiess

Nr.	In Day Time	In Time	Out Time	Pit Time	T. Pit Time	Handicap	Penalty
1	14:37:48.508	14:37:48.508	14:38:15.573	27.065	27.065		
2	14:42:06.678	14:42:06.678	14:43:27.655	1:20.977	1:48.042		
3	14:52:33.943	14:52:33.943	14:54:12.853	1:38.910	3:26.952		

6 Ido Cohen Carlin
Dallara F320 Spiess

Nr.	In Day Time	In Time	Out Time	Pit Time	T. Pit Time	Handicap	Penalty
1	14:38:02.862	14:38:02.862	14:38:31.006	28.144	28.144		
2	14:42:11.034	14:42:11.034	14:44:47.077	2:36.043	3:04.187		
3	14:47:20.621	14:47:20.621	14:47:45.348	24.727	3:28.914		

8 Benjamin Pedersen Double R
Dallara F320 HWA

Nr.	In Day Time	In Time	Out Time	Pit Time	T. Pit Time	Handicap	Penalty
1	14:37:56.408	14:37:56.408	14:38:21.442	25.034	25.034		
2	14:42:07.651	14:42:07.651	14:43:53.276	1:45.625	2:10.659		
3	14:50:37.680	14:50:37.680	14:52:15.413	1:37.733	3:48.392		

12 Glenn Van Berlo R DRIVEX
Dallara F320 HWA

Nr.	In Day Time	In Time	Out Time	Pit Time	T. Pit Time	Handicap	Penalty
1	14:40:14.822	14:40:14.822	14:43:07.974	2:53.152	2:53.152		
2	14:45:22.803	14:45:22.803	14:50:32.709	5:09.906	8:03.058		

15 Sebastian Estner R Van Amersfoort Racing
Dallara F320 HWA

Nr.	In Day Time	In Time	Out Time	Pit Time	T. Pit Time	Handicap	Penalty
1	14:40:47.398	14:40:47.398	14:43:18.104	2:30.706	2:30.706		

16 Andreas Estner Van Amersfoort Racing
Dallara F320 HWA

Nr.	In Day Time	In Time	Out Time	Pit Time	T. Pit Time	Handicap	Penalty
1	14:40:11.452	14:40:11.452	14:43:19.417	3:07.965	3:07.965		

20 Yifei Ye Cryptotower Racing Team
Dallara F320 Spiess

Nr.	In Day Time	In Time	Out Time	Pit Time	T. Pit Time	Handicap	Penalty
1	14:37:33.196	14:37:33.196	14:37:59.267	26.071	26.071		
2	14:40:36.276	14:40:36.276	14:44:07.766	3:31.490	3:57.561		
3	14:53:04.819	14:53:04.819	14:55:31.023	2:26.204	6:23.765		

25 Alexandre Bardinon Van Amersfoort Racing
Dallara F320 HWA

Nr.	In Day Time	In Time	Out Time	Pit Time	T. Pit Time	Handicap	Penalty
1	14:40:50.376	14:40:50.376	14:45:20.567	4:30.191	4:30.191		

28 Cameron Das Team Motopark
Dallara F320 Spiess

Nr.	In Day Time	In Time	Out Time	Pit Time	T. Pit Time	Handicap	Penalty
1	14:39:58.268	14:39:58.268	14:43:23.873	3:25.605	3:25.605		
2	14:50:10.533	14:50:10.533	14:51:46.699	1:36.166	5:01.771		

31 Zane Maloney R Carlin
Dallara F320 Spiess

Nr.	In Day Time	In Time	Out Time	Pit Time	T. Pit Time	Handicap	Penalty
1	14:40:13.727	14:40:13.727	14:46:35.975	6:22.248	6:22.248		

33 Manuel Maldonado Team Motopark
Dallara F320 Spiess

Nr.	In Day Time	In Time	Out Time	Pit Time	T. Pit Time	Handicap	Penalty
1	14:37:37.453	14:37:37.453	14:38:03.863	26.410	26.410		
2	14:40:51.527	14:40:51.527	14:43:32.209	2:40.682	3:07.092		
3	14:46:00.085	14:46:00.085	14:49:00.502	3:00.417	6:07.509		

34 Matthias Lüthen R DRIVEX
Dallara F320 HWA

Nr.	In Day Time	In Time	Out Time	Pit Time	T. Pit Time	Handicap	Penalty
1	14:40:59.354	14:40:59.354	14:43:12.310	2:12.956	2:12.956		

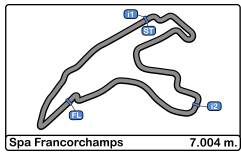
69 Lukas Dunner Cryptotower Racing Team
Dallara F320 Spiess

Nr.	In Day Time	In Time	Out Time	Pit Time	T. Pit Time	Handicap	Penalty
1	14:39:55.166	14:39:55.166	14:43:20.785	3:25.619	3:25.619		
2	14:50:01.826	14:50:01.826	14:52:11.492	2:09.666	5:35.285		

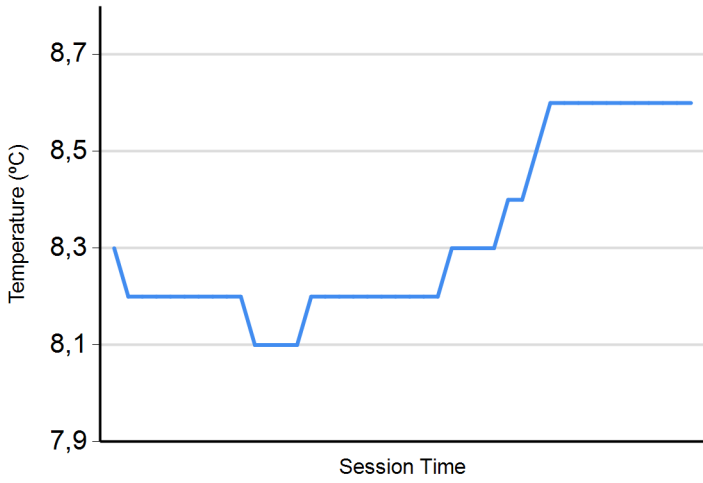
99 Rui Andrade Cryptotower Racing Team
Dallara F320 Spiess

Nr.	In Day Time	In Time	Out Time	Pit Time	T. Pit Time	Handicap	Penalty
1	14:39:57.465	14:39:57.465	14:48:59.060	9:01.595	9:01.595		

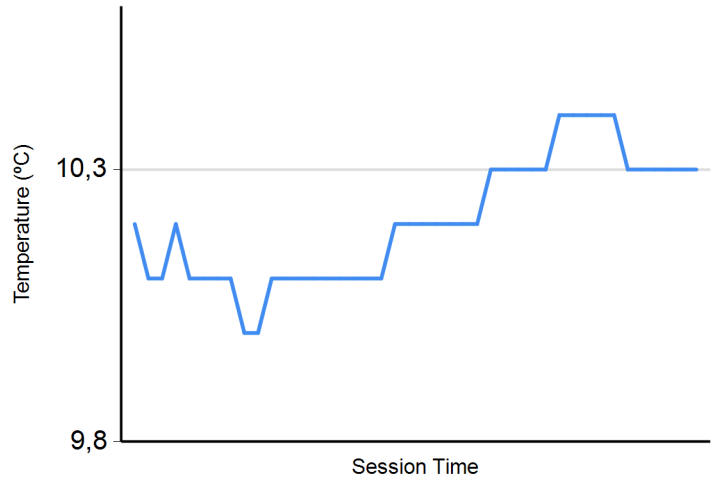




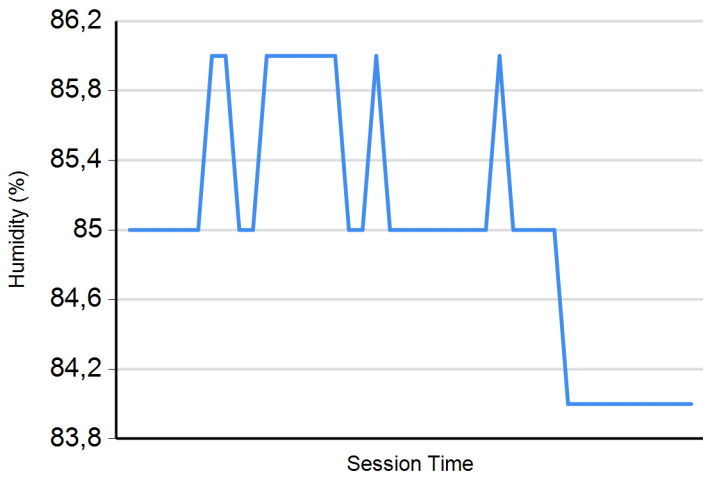
Air Temperature



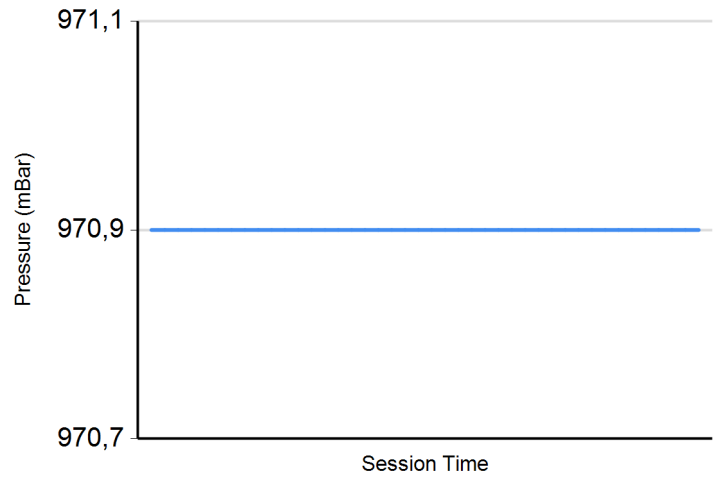
Track Temperature



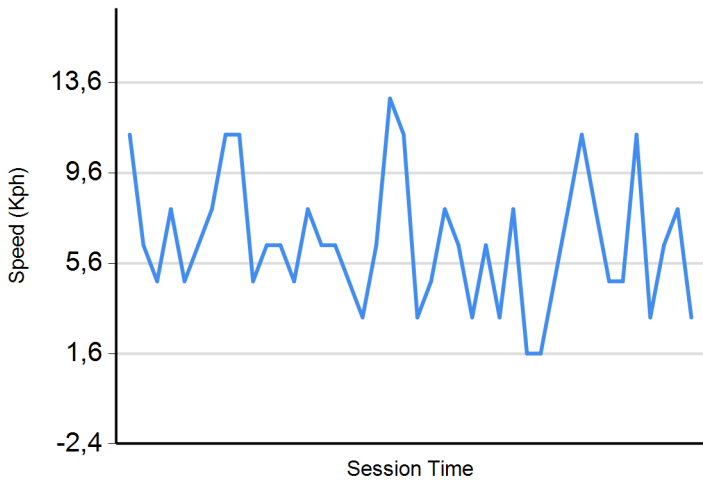
Humidity



Pressure

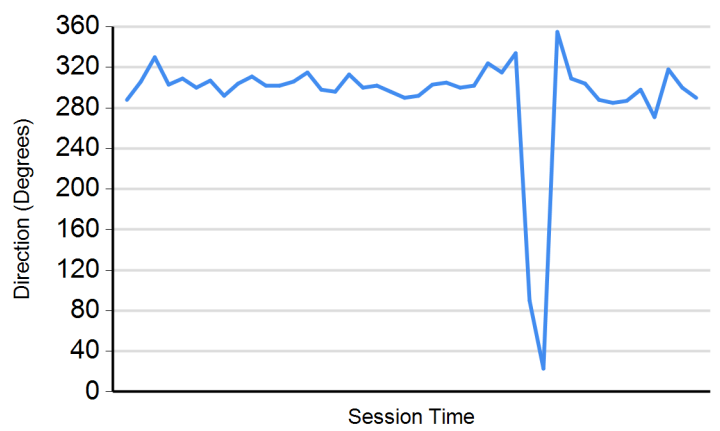


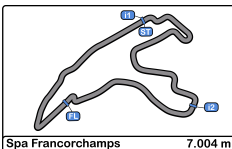
Wind Speed



Wind direction

North = 0°/360° Est = 90° South = 180° West = 270°





Spa Francorchamps
Euroformula Open
Free Practice - 1 - 2 - 3
Combined Results



Cls	Nº	Entrant	Nat	Driver	Nat	Cat	Cls	Chassis - Engine	Team	Laps	Free Practice - 1	Free Practice - 2	Free Practice - 3	Best	Gap	Interval	Km/h			
1	20	Cryptotower Racing	CHN	Yifei Ye	CHN			Dallara F320 Spiess	Cryptotower Racing	28	2:12.553	8	2:10.298	11	2:12.268	4	2:10.298			193.5
2	15	Van Amersfoort	NLD	Sebastian Estner	DEU	R	1	Dallara F320 HWA	Van Amersfoort	29	2:11.988	11	2:10.800	9	2:14.212	5	2:10.800	0.502	0.502	192.7
3	69	Cryptotower Racing	CHN	Lukas Dunner	AUT			Dallara F320 Spiess	Cryptotower Racing	29	2:12.841	8	2:11.072	11	2:11.183	4	2:11.072	0.774	0.272	192.3
4	4	Team Motopark	DEU	Niklas Krütten	DEU	R	2	Dallara F320 Spiess	Team Motopark	30	2:13.682	8	2:11.285	10	2:13.743	4	2:11.285	0.987	0.213	192.0
5	33	Team Motopark	DEU	Manuel Maldonado	VEN			Dallara F320 Spiess	Team Motopark	28	2:13.747	8	2:11.367	10	2:23.483	5	2:11.367	1.069	0.082	191.9
6	31	Carlin	GBR	Zane Maloney	MDA	R	3	Dallara F320 Spiess	Carlin	27	2:12.674	7	2:12.467	11	2:11.385	6	2:11.385	1.087	0.018	191.9
7	16	Van Amersfoort	NLD	Andreas Estner	DEU			Dallara F320 HWA	Van Amersfoort	28	2:13.207	8	2:11.495	4	2:13.837	5	2:11.495	1.197	0.110	191.7
8	28	Team Motopark	DEU	Cameron Das	USA			Dallara F320 Spiess	Team Motopark	30	2:12.773	9	2:11.578	10	2:15.235	7	2:11.578	1.280	0.083	191.6
9	8	Double R	GBR	Benjamin Pedersen	GBR			Dallara F320 HWA	Double R	30	2:13.911	8	2:12.516	12	2:14.087	4	2:12.516	2.218	0.938	190.2
10	12	DRIVEX	ESP	Glenn Van Berlo	NLD	R	4	Dallara F320 HWA	DRIVEX	31	2:13.247	9	2:12.530	14	5:08.016	3	2:12.530	2.232	0.014	190.2
11	6	Carlin	GBR	Ido Cohen	ISR			Dallara F320 Spiess	Carlin	25	2:16.684	6	2:13.002	11	2:13.412	6	2:13.002	2.704	0.472	189.5
12	25	Van Amersfoort	NLD	Alexandre Bardinon	FRA			Dallara F320 HWA	Van Amersfoort	30	2:18.112	9	2:13.241	11	2:13.213	5	2:13.213	2.915	0.211	189.2
13	99	Cryptotower Racing	CHN	Rui Andrade	AGO			Dallara F320 Spiess	Cryptotower Racing	27	2:14.087	8	2:13.905	4	2:16.525	5	2:13.905	3.607	0.692	188.3
14	34	DRIVEX	ESP	Matthias Lüthen	DEU	R	5	Dallara F320 HWA	DRIVEX	31	2:24.189	7	2:17.450	8	2:16.466	6	2:16.466	6.168	2.561	184.7
15	26	Double R	GBR	Louis Foster	GBR			Dallara F320 HWA	Double R	6	2:18.447	4		9:46:39.00 0		2:18.447	8.149	1.981	182.1	

CAR 33 TIME 2:20.034 DELETED TRACK LIMITS AT T 3
 CAR 12 TIME 2:14.970 DELETED TRACK LIMITS AT T 3
 CAR 16 TIME 2:15.394 DELETED TRACK LIMITS AT T 3
 CAR 33 TIME 2:15.823 DELETED TRACK LIMITS AT T 3
 CAR 12 TIME 2:14.422 DELETED TRACK LIMITS AT T 9 - TIME 2:12.859 DELETED TRACK LIMITS AT T 9 - TIME 2:12.648 DELETED TRACK LIMITS AT T 9 - TIME 2:12.409 DELETED TRACK LIMITS AT T 9
 CAR 28 TIME 2:13.704 DELETED TRACK LIMITS AT T 9 - TIME 2:11.704 DELETED TRACK LIMITS AT T 9
 CAR 20 TIME 2:12.685 DELETED TRACK LIMITS AT T 9 - TIME 2:12.355 DELETED TRACK LIMITS AT T 9 - TIME 2:10.470 DELETED TRACK LIMITS AT T 9
 CAR 69 TIME 2:13.256 DELETED TRACK LIMITS AT T 9 - TIME 2:12.492 DELETED TRACK LIMITS AT T 9 - TIME 2:10.896 DELETED TRACK LIMITS AT T 9
 CAR 31 TIME 2:12.659 DELETED TRACK LIMITS AT T 9 - TIME 2:13.053 DELETED TRACK LIMITS AT T 9
 CAR 99 TIME 2:12.735 DELETED TRACK LIMITS AT T 9 - TIME 2:12.175 DELETED TRACK LIMITS AT T 9
 CAR 8 TIME 2:11.487 DELETED TRACK LIMITS AT T 9
 CAR 25 TIME 2:12.777 DELETED TRACK LIMITS AT T 9
 CAR 4 TIME 2:13.128 DELETED TRACK LIMITS AT T 9
 CAR 20 TIME 2:11.611 DELETED TRACK LIMITS AT T 9
 CAR 12 TIME 2:16.127 DELETED TRACK LIMITS AT T 9
 CAR 33 TIME 2:10.935 DELETED TRACK LIMITS AT T 9

Published at:.....

Stewards:	Race Director:	Timekeeper:
------------------	-----------------------	--------------------

