

**Spa Francorchamps**  
**Euroformula Open**  
**Qualifying - 2**  
**Provisional Results**



Clas	Nº	Entrant	Nat	Driver	Nat	Cat	Clas	Chassis - Engine	Team	Laps	Best	Time	Gap	Interval	Km/h
1	69	Cryptotower Racing Team	JPN	Lukas Dunner	AUT			Dallara F320 Spiess	Cryptotower Racing Team	10	8	2:08.431			196.3
2	20	Cryptotower Racing Team	JPN	Yifei Ye	CHN			Dallara F320 Spiess	Cryptotower Racing Team	10	10	2:08.453	0.022	0.022	196.2
3	28	Team Motopark	DEU	Cameron Das	USA			Dallara F320 Spiess	Team Motopark	9	8	2:08.877	0.446	0.424	195.6
4	31	Carlin	GBR	Zane Maloney	BRB	R	1	Dallara F320 Spiess	Carlin	10	9	2:09.182	0.751	0.305	195.1
5	26	Double R	GBR	Louis Foster	GBR			Dallara F320 HWA	Double R	11	9	2:09.431	1.000	0.249	194.8
6	15	Van Amersfoort Racing	NLD	Sebastian Estner	DEU	R	2	Dallara F320 HWA	Van Amersfoort Racing	11	8	2:09.563	1.132	0.132	194.6
7	8	Double R	GBR	Benjamin Pedersen	GBR			Dallara F320 HWA	Double R	11	10	2:09.622	1.191	0.059	194.5
8	16	Van Amersfoort Racing	NLD	Andreas Estner	DEU			Dallara F320 HWA	Van Amersfoort Racing	11	8	2:09.626	1.195	0.004	194.5
9	6	Carlin	GBR	Ido Cohen	ISR			Dallara F320 Spiess	Carlin	10	7	2:09.803	1.372	0.177	194.2
10	33	Team Motopark	DEU	Manuel Maldonado	VEN			Dallara F320 Spiess	Team Motopark	11	6	2:10.001	1.570	0.198	193.9
11	4	Team Motopark	DEU	Niklas Krütten	DEU	R	3	Dallara F320 Spiess	Team Motopark	11	10	2:10.121	1.690	0.120	193.7
12	99	Cryptotower Racing Team	JPN	Rui Andrade	AGO			Dallara F320 Spiess	Cryptotower Racing Team	9	8	2:10.161	1.730	0.040	193.7
13	25	Van Amersfoort Racing	NLD	Alexandre Bardinon	FRA			Dallara F320 HWA	Van Amersfoort Racing	11	8	2:10.589	2.158	0.428	193.0
14	12	DRIVEX	ESP	Glenn Van Berlo	NLD	R	4	Dallara F320 HWA	DRIVEX	3	3	2:10.794	2.363	0.205	192.7
15	34	DRIVEX	ESP	Matthias Lüthen	DEU	R	5	Dallara F320 HWA	DRIVEX	11	10	2:14.431	6.000	3.637	187.5

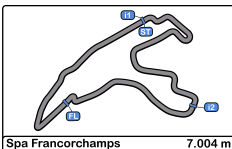
CAR 8 TIME 2:15.161 DELETED TRACK LIMITS AT T 9  
 CAR 69 TIME 2:10.833 DELETED TRACK LIMITS AT T 9  
 CAR 25 TIME 2:10.961 DELETED TRACK LIMITS AT T 9  
 CAR 34 TIME 2:14.871 DELETED TRACK LIMITS AT T 9  
 CAR 31 TIME 2:10.622 DELETED TRACK LIMITS AT T 19  
 CAR 99 TIME 2:11.803 DELETED TRACK LIMITS AT T 9  
 CAR 69 TIME 2:09.402 DELETED TRACK LIMITS AT T 9  
 CAR 34 TIME 2:14.747 DELETED TRACK LIMITS AT T 9  
 CAR 34 TIME 2:14.586 DELETED TRACK LIMITS AT T 9

Published at:.....

Track Temp: 8.0 °C    Air Temp: 7.3 °C    Humidity: 79 %    Track Status: DRY

<b>Stewards:</b>	<b>Race Director:</b>	<b>Timekeeper:</b>
------------------	-----------------------	--------------------





Spa Francorchamps  
Euroformula Open  
Qualifying - 2  
Provisional Results by Class



Clas	Nº	Entrant	Nat	Driver	Nat	Cat	Clas	Chassis - Engine	Team	Laps	Best	Time	Gap	Interval	Km/h
1	69	Cryptotower Racing	JPN	Lukas Dunner	AUT			Dallara F320 Spiess	Cryptotower Racing	10	8	2:08.431			196.3
2	20	Cryptotower Racing	JPN	Yifei Ye	CHN			Dallara F320 Spiess	Cryptotower Racing	10	10	2:08.453	0.022	0.022	196.2
3	28	Team Motopark	DEU	Cameron Das	USA			Dallara F320 Spiess	Team Motopark	9	8	2:08.877	0.446	0.424	195.6
4	26	Double R	GBR	Louis Foster	GBR			Dallara F320 HWA	Double R	11	9	2:09.431	1.000	0.554	194.8
5	8	Double R	GBR	Benjamin Pedersen	GBR			Dallara F320 HWA	Double R	11	10	2:09.622	1.191	0.191	194.5
6	16	Van Amersfoort	NLD	Andreas Estner	DEU			Dallara F320 HWA	Van Amersfoort	11	8	2:09.626	1.195	0.004	194.5
7	6	Carlin	GBR	Ido Cohen	ISR			Dallara F320 Spiess	Carlin	10	7	2:09.803	1.372	0.177	194.2
8	33	Team Motopark	DEU	Manuel Maldonado	VEN			Dallara F320 Spiess	Team Motopark	11	6	2:10.001	1.570	0.198	193.9
9	99	Cryptotower Racing	JPN	Rui Andrade	AGO			Dallara F320 Spiess	Cryptotower Racing	9	8	2:10.161	1.730	0.160	193.7
10	25	Van Amersfoort	NLD	Alexandre Bardinon	FRA			Dallara F320 HWA	Van Amersfoort	11	8	2:10.589	2.158	0.428	193.0
<b>Rookie</b>															
1	31	Carlin	GBR	Zane Maloney	BRB	R	1	Dallara F320 Spiess	Carlin	10	9	2:09.182			195.1
2	15	Van Amersfoort	NLD	Sebastian Estner	DEU	R	2	Dallara F320 HWA	Van Amersfoort	11	8	2:09.563	0.381	0.381	194.6
3	4	Team Motopark	DEU	Niklas Krütten	DEU	R	3	Dallara F320 Spiess	Team Motopark	11	10	2:10.121	0.939	0.558	193.7
4	12	DRIVEX	ESP	Glenn Van Berlo	NLD	R	4	Dallara F320 HWA	DRIVEX	3	3	2:10.794	1.612	0.673	192.7
5	34	DRIVEX	ESP	Matthias Lüthen	DEU	R	5	Dallara F320 HWA	DRIVEX	11	10	2:14.431	5.249	3.637	187.5

Published at:.....

Track Temp: 8.0 °C    Air Temp: 7.3 °C    Humidity: 79 %    Track Status: DRY

Stewards:	Race Director:	Timekeeper: 
-----------	----------------	---------------------------------------------------------------------------------------------------





Spa Francorchamps  
Euroformula Open  
Qualifying - 2  
Lap Analysis



**4** Niklas Krütten Dallara F320 Spiess **15** Sebastian Estner Dallara F320 HWA  
R Team Motopark R Van Amersfoort Racing

Lap	D	Time	Sector 1	Sector 2	Sector 3	T. Spd	Elapsed	Lap	D	Time	Sector 1	Sector 2	Sector 3	T. Spd	Elapsed
1		11:52:53.142	11:51:12.530	1:03.503	37.109	219.0	11:52:53.142	1		11:53:46.060	11:52:05.442	1:03.132	37.486	197.8	11:53:46.060
2		2:17.675	39.747		2:54.784	235.2	11:55:10.817	2		2:12.988	39.477	57.864	35.647	242.6	11:55:59.048
3		2:12.326	39.626		5:07.110	241.0	11:57:23.143	3		2:11.794	39.050		2:47.441	246.5	11:58:10.842
4		2:18.419 P	<b>38.821</b>	<b>56.408</b>	43.190	250.0	11:59:41.562	4		2:26.895 P	39.166	1:02.259	45.470	248.2	12:00:37.737
5		4:52.794	3:04.947	1:10.433	37.414	223.1	12:04:34.356	5		5:54.427	4:09.552	1:06.951	37.924	194.9	12:06:32.164
6		2:15.269	40.369		2:52.683	234.2	12:06:49.625	6		2:14.492	40.511	57.885	36.096	232.2	12:08:46.656
7		2:10.932	39.374		5:03.615	242.1	12:09:00.557	7		2:10.004	39.015		2:46.100	245.4	12:10:56.660
8		2:13.061	39.379	57.485	<b>36.197</b>	243.7	12:11:13.618	8		<b>2:09.563</b>	<b>38.885</b>		4:55.663	244.8	12:13:06.223
9		2:10.361	39.226		2:46.558	242.6	12:13:23.979	9		2:09.666	38.915	<b>55.258</b>	<b>35.493</b>	245.4	12:15:15.889
10		<b>2:10.121</b>	39.154		4:56.679	243.2	12:15:34.100	10		2:09.738	38.962		2:45.231	244.8	12:17:25.627
11		2:58.104 P	47.912	1:19.079	51.113	137.4	12:18:32.204	11		2:55.099 P	45.731	1:13.706	55.662	176.7	12:20:20.726

**6** Ido Cohen Dallara F320 Spiess **16** Andreas Estner Dallara F320 HWA  
R Carlin R Van Amersfoort Racing

Lap	D	Time	Sector 1	Sector 2	Sector 3	T. Spd	Elapsed	Lap	D	Time	Sector 1	Sector 2	Sector 3	T. Spd	Elapsed
1		11:53:00.752	11:51:19.266		11:53:00.752	206.5	11:53:00.752	1		11:53:31.198	11:51:50.015	1:03.789	37.394	214.7	11:53:31.198
2		2:12.751	39.154		11:55:13.503	248.8	11:55:13.503	2		2:12.598	39.486	57.461	35.651	243.7	11:55:43.796
3		2:28.671 P	40.212	<b>59.675</b>	48.784	172.2	11:57:42.174	3		2:13.654	39.102	56.455	38.097	245.4	11:57:57.450
4		8:16.614	6:35.049		9:05.398	225.0	12:05:58.788	4		2:24.258 P	39.643	59.536	45.079	246.0	12:00:21.708
5		2:22.445	39.669		11:27.843	247.7	12:08:21.233	5		5:32.041	3:53.478	1:02.526	36.037	225.4	12:05:53.749
6		2:09.965	38.777		13:37.808	252.9	12:10:31.198	6		2:12.852	38.972	57.965	35.915	249.4	12:08:06.601
7		<b>2:09.803</b>	38.752		15:47.611	251.1	12:12:41.001	7		2:10.034	39.065		2:45.949	245.4	12:10:16.635
8		2:09.912	<b>38.710</b>		17:57.523	247.7	12:14:50.913	8		<b>2:09.626</b>	38.856	<b>55.477</b>	<b>35.293</b>	245.4	12:12:26.261
9		2:09.965	38.838		20:07.488	251.1	12:17:00.878	9		2:09.649	<b>38.795</b>	55.551	35.303	246.5	12:14:35.910
10		2:27.680 P	38.889	1:00.934	<b>47.857</b>	249.4	12:19:28.558	10		2:10.243	38.889	55.884	35.470	246.0	12:16:46.153
11		2:35.558 P						11		2:35.558 P	40.913	1:04.083	50.562	240.5	12:19:21.711

**8** Benjamin Pedersen Dallara F320 HWA **20** Yifei Ye Dallara F320 Spiess  
R Double R R Cryptotower Racing Team

Lap	D	Time	Sector 1	Sector 2	Sector 3	T. Spd	Elapsed	Lap	D	Time	Sector 1	Sector 2	Sector 3	T. Spd	Elapsed
1		11:53:06.670	11:51:21.584	1:06.988	38.098	221.3	11:53:06.670	1		11:52:45.757	11:51:04.810	1:04.106	36.841	216.8	11:52:45.757
2		<del>2:15.464</del>	39.443	58.473	37.245	247.1	11:55:21.831	2		2:20.061	43.447	58.848	37.766	214.2	11:55:05.818
3		2:11.641	39.111	56.750	35.780	246.5	11:57:33.472	3		2:10.596	39.220	56.115	35.261	244.8	11:57:16.414
4		2:22.189 P	38.831	57.681	45.677	250.0	11:59:55.661	4		2:10.040	38.910	55.876	35.254	247.1	11:59:26.454
5		6:07.197	4:25.585	1:04.796	36.816	215.5	12:06:02.858	5		2:22.465 P	39.020	1:00.257	43.188	244.8	12:01:48.919
6		2:23.885	39.921	58.259	45.705	241.0	12:08:26.743	6		4:01.903	2:21.714	1:02.943	37.246	234.7	12:05:50.822
7		2:10.097	38.737	56.196	35.164	248.8	12:10:36.840	7		2:26.169	39.669	1:00.595	45.905	244.8	12:08:16.991
8		2:09.790	38.739	55.932	<b>35.119</b>	248.2	12:12:46.630	8		2:09.402	38.934	55.491	34.977	246.0	12:10:26.393
9		2:13.797	<b>38.710</b>	58.465	36.622	250.0	12:15:00.427	9		2:08.587	38.623	55.060	<b>34.904</b>	247.1	12:12:34.980
10		<b>2:09.622</b>	38.781	<b>55.611</b>	35.230	248.2	12:17:10.049	10		<b>2:08.453</b>	<b>38.604</b>	<b>54.879</b>	34.970	247.7	12:14:43.433
11		2:46.415 P	46.253	1:10.018	50.144	183.6	12:19:56.464	11			38.729	55.307		246.5	

**12** Glenn Van Berlo Dallara F320 HWA **25** Alexandre Bardinon Dallara F320 HWA  
R DRIVEX R Van Amersfoort Racing

Lap	D	Time	Sector 1	Sector 2	Sector 3	T. Spd	Elapsed	Lap	D	Time	Sector 1	Sector 2	Sector 3	T. Spd	Elapsed
1		11:52:55.496	11:51:14.771	1:04.401	36.324	235.8	11:52:55.496	1		11:53:05.625	11:51:20.004	1:07.657	37.964	171.1	11:53:05.625
2		2:17.447	39.578	59.338	38.531	246.0	11:55:12.943	2		2:13.574	39.450	58.091	36.033	246.5	11:55:19.199
3		<b>2:10.794</b>	<b>38.960</b>	<b>56.614</b>	<b>35.220</b>	250.5	11:57:23.737	3		<del>2:40.964</del>	38.909	56.787	<b>35.265</b>	247.1	11:57:30.160
4			39.499			250.5		4		2:23.559 P	39.086	57.164	47.309	247.1	11:59:53.719
								5		5:29.187 P	3:33.539	1:07.820	47.828	198.8	12:05:22.906
								6		2:59.367	1:07.939	1:03.895	47.533	178.5	12:08:22.273
								7		2:11.089	<b>38.673</b>		2:58.622	251.7	12:10:33.362
								8		<b>2:10.589</b>	38.815	56.507	35.267	249.4	12:12:43.951
								9		2:13.735	38.889	59.368	35.478	248.2	12:14:57.686
								10		2:10.940	38.930	<b>56.404</b>	35.606	246.5	12:17:08.626
								11		2:45.964 P	43.780	1:11.203	50.981	240.0	12:19:54.590





**Spa Francorchamps**  
Euroformula Open  
Qualifying - 2  
Lap Analysis



26

Louis Foster

Dallara F320 HWA

34

Matthias Lüthen

Dallara F320 HWA

Double R R

DRIVEX

Lap	D	Time	Sector 1	Sector 2	Sector 3	T. Spd	Elapsed	Lap	D	Time	Sector 1	Sector 2	Sector 3	T. Spd	Elapsed
1		11:53:02.708	11:51:19.802	1:05.183	37.723	193.8	11:53:02.708	1		11:53:33.760	11:51:37.344	1:13.926	42.490	191.1	11:53:33.760
2		2:13.101	39.364	58.168	35.569	246.5	11:55:15.809	2		2:19.455	41.409	1:01.892	36.154	231.7	11:55:53.215
3		2:15.994	39.150	58.250	38.594	247.1	11:57:31.803	3		<del>2:14.874</del>	39.524	59.318	36.029	242.1	11:58:08.086
4		2:19.074 P	39.019	56.837	43.218	247.1	11:59:50.877	4		2:22.363	<b>39.384</b>	1:06.142	36.837	241.6	12:00:30.449
5		6:09.621	4:27.006	1:04.931	37.684	222.6	12:06:00.498	5		2:28.743 P	39.669	1:04.319	44.755	242.1	12:02:59.192
6		2:24.203	39.039	57.660	47.504	244.8	12:08:24.701	6		4:17.196	2:27.230	1:11.686	38.280	203.0	12:07:16.388
7		2:09.943	38.937	55.768	35.238	247.1	12:10:34.644	7		2:18.921	41.538	1:01.229	36.154	237.3	12:09:35.309
8		2:09.803	38.684	55.907	35.212	250.0	12:12:44.447	8		<del>2:14.747</del>	39.707	59.030	<b>36.010</b>	243.2	12:11:50.056
9		<b>2:09.431</b>	<b>38.475</b>	<b>55.748</b>	<b>35.208</b>	255.3	12:14:53.878	9		<del>2:14.586</del>	39.585	<b>58.821</b>	36.180	243.7	12:14:04.642
10		2:09.432	38.816		2:44.640	247.1	12:17:03.310	10		<b>2:14.431</b>	39.508	58.858	36.065	242.1	12:16:19.073
11		2:38.900 P	39.999	1:11.480	47.421	247.1	12:19:42.210	11		2:33.239 P	39.522	1:00.360	53.357	244.8	12:18:52.312

28

Cameron Das

Dallara F320 Spiess

69

Lukas Dunner

Dallara F320 Spiess

Team Motopark

Cryptotower Racing Team

Lap	D	Time	Sector 1	Sector 2	Sector 3	T. Spd	Elapsed	Lap	D	Time	Sector 1	Sector 2	Sector 3	T. Spd	Elapsed
1		11:52:49.449	11:51:09.753	1:02.599	37.097	221.3	11:52:49.449	1		11:52:47.888	11:51:06.594	1:04.220	37.074	200.0	11:52:47.888
2		2:19.497	40.148	59.047	40.302	238.9	11:55:08.946	2		2:15.557	39.573		2:52.631	220.4	11:55:03.445
3		2:11.378	39.284	56.634	35.460	244.8	11:57:20.324	3		<del>2:10.833</del>	39.374	56.055	35.404	243.2	11:57:14.278
4		2:16.809 P	38.985	56.329	41.495	246.5	11:59:37.133	4		2:17.084 P	39.071	55.636	42.377	244.3	11:59:31.362
5		6:10.709	4:30.090	1:03.082	37.537	225.4	12:05:47.842	5		6:15.546	4:34.165	1:04.062	37.319	215.1	12:05:46.908
6		2:25.001	40.019	1:02.545	42.437	235.8	12:08:12.843	6		2:23.025	40.318	1:01.208	41.499	222.2	12:08:09.933
7		2:09.583	38.987	55.370	35.226	245.4	12:10:22.426	7		<del>2:09.433</del>	39.084	55.233	35.116	245.4	12:10:19.366
8		<b>2:08.877</b>	<b>38.615</b>	<b>55.185</b>	<b>35.077</b>	247.1	12:12:31.303	8		<b>2:08.431</b>	38.648	<b>54.826</b>	<b>34.957</b>	247.1	12:12:27.797
9		2:13.792	38.694	59.893	35.205	247.1	12:14:45.095	9		2:10.955	<b>38.560</b>	56.723	35.672	248.8	12:14:38.752
10			38.722	57.568		248.8		10		2:08.628	38.760		2:44.300	248.2	12:16:47.380
11								11			42.420	1:03.773		219.5	

31

Zane Maloney

Dallara F320 Spiess

99

Rui Andrade

Dallara F320 Spiess

R Carlin

Cryptotower Racing Team

Lap	D	Time	Sector 1	Sector 2	Sector 3	T. Spd	Elapsed	Lap	D	Time	Sector 1	Sector 2	Sector 3	T. Spd	Elapsed
1		11:52:58.260	11:51:18.730	1:02.502	37.028	212.5	11:52:58.260	1		11:52:56.742 P	11:51:05.916	1:04.085	46.741	218.1	11:52:56.742
2		2:13.127	39.327	57.867	35.933	247.7	11:55:11.387	2		7:57.027	6:10.740	1:08.083	38.204	222.6	12:00:53.769
3		<del>2:10.622</del>	38.787	56.555	35.280	249.4	11:57:22.009	3		2:19.491	40.739	1:00.420	38.332	222.6	12:03:13.260
4		2:21.201 P	38.879	57.100	45.222	250.5	11:59:43.210	4		<del>2:11.803</del>	39.124	57.117	35.562	248.2	12:05:25.063
5		6:12.882	4:32.672	1:03.750	36.460	216.8	12:05:56.092	5		2:15.560	41.344	58.152	36.064	206.8	12:07:40.623
6		2:22.962	39.169	58.432	45.361	247.1	12:08:19.054	6		2:10.507	38.828	56.255	35.424	249.4	12:09:51.130
7		2:09.426	38.784	55.689	34.953	251.7	12:10:28.480	7		2:17.436	40.867	59.726	36.843	223.1	12:12:08.566
8		2:09.194	38.675	<b>55.590</b>	34.929	251.7	12:12:37.674	8		<b>2:10.161</b>	<b>38.722</b>	<b>56.056</b>	<b>35.383</b>	250.0	12:14:18.727
9		<b>2:09.182</b>	38.627	55.668	<b>34.887</b>	250.0	12:14:46.856	9		2:24.415 P	41.431	59.223	43.761	221.3	12:16:43.142
10		2:09.537	<b>38.586</b>	55.896	35.055	251.1	12:16:56.393								
11			39.624	59.513		249.4									

33

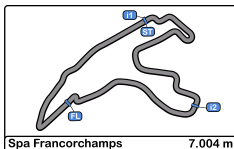
Manuel Maldonado

Dallara F320 Spiess

Team Motopark

Lap	D	Time	Sector 1	Sector 2	Sector 3	T. Spd	Elapsed
1		11:52:57.755 P	11:51:08.386	1:03.573	45.796	216.0	11:52:57.755
2		2:36.518 P	55.273	58.490	42.755	230.7	11:55:34.273
3		5:18.564	3:30.392	1:10.328	37.844	234.2	12:00:52.837
4		2:18.196	40.405	1:00.609	37.182	238.4	12:03:11.033
5		2:16.594	41.424	59.141	36.029	213.4	12:05:27.627
6		<b>2:10.001</b>	38.723	<b>55.963</b>	<b>35.315</b>	248.8	12:07:37.628
7		2:16.079	41.801	58.134	36.144	216.4	12:09:53.707
8		2:12.952	<b>38.569</b>	58.641	35.742	252.3	12:12:06.659
9		2:14.935	40.558	58.164	36.213	214.2	12:14:21.594
10		2:10.056	38.788		2:46.269	250.5	12:16:31.650
11		2:31.038 P	42.366	1:00.137	48.535	222.2	12:19:02.688





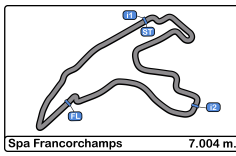
Spa Francorchamps  
Euroformula Open  
Qualifying - 2  
Best Sectors Results



Sector - 1				Sector - 2				Sector - 3				Ideal Lap vs Best Lap				
Clas	Nº	Driver	Time	Nº	Driver	Time	Nº	Driver	Time	Clas	Nº	Driver	Ideal Lap	Best Lap	Clas	
1	26	Louis Foster	38.475	69	Lukas Dunner	54.826	31	Zane Maloney	34.887	1	69	Lukas Dunner	2:08.343	2:08.431	1	
2	69	Lukas Dunner	38.560	20	Yifei Ye	54.879	20	Yifei Ye	34.904	2	20	Yifei Ye	2:08.387	2:08.453	2	
3	33	Manuel Maldonado	38.569	28	Cameron Das	55.185	69	Lukas Dunner	34.957	3	28	Cameron Das	2:08.877	2:08.877	3	
4	31	Zane Maloney	38.586	15	Sebastian Estner	55.258	28	Cameron Das	35.077	4	31	Zane Maloney	2:09.063	2:09.182	4	
5	20	Yifei Ye	38.604	16	Andreas Estner	55.477	8	Benjamin Pedersen	35.119	5	26	Louis Foster	2:09.431	2:09.431	5	
6	28	Cameron Das	38.615	31	Zane Maloney	55.590	26	Louis Foster	35.208	6	8	Benjamin Pedersen	2:09.440	2:09.622	7	
7	25	Alexandre Bardinon	38.673	8	Benjamin Pedersen	55.611	12	Glenn Van Berlo	35.220	7	16	Andreas Estner	2:09.565	2:09.626	8	
8	8	Benjamin Pedersen	38.710	26	Louis Foster	55.748	25	Alexandre Bardinon	35.265	8	15	Sebastian Estner	2:09.636	2:09.563	6	
9	6	Ido Cohen	38.710	33	Manuel Maldonado	55.963	16	Andreas Estner	35.293	9	33	Manuel Maldonado	2:09.847	2:10.001	10	
10	99	Rui Andrade	38.722	99	Rui Andrade	56.056	33	Manuel Maldonado	35.315	10	99	Rui Andrade	2:10.161	2:10.161	12	
11	16	Andreas Estner	38.795	25	Alexandre Bardinon	56.404	99	Rui Andrade	35.383	11	25	Alexandre Bardinon	2:10.342	2:10.589	13	
12	4	Niklas Krütten	38.821	4	Niklas Krütten	56.408	15	Sebastian Estner	35.493	12	12	Glenn Van Berlo	2:10.794	2:10.794	14	
13	15	Sebastian Estner	38.885	12	Glenn Van Berlo	56.614	34	Matthias Lüthen	36.010	13	4	Niklas Krütten	2:11.426	2:10.121	11	
14	12	Glenn Van Berlo	38.960	34	Matthias Lüthen	58.821	4	Niklas Krütten	36.197	14	34	Matthias Lüthen	2:14.215	2:14.431	15	
15	34	Matthias Lüthen	39.384	6	Ido Cohen	59.675	6	Ido Cohen	47.857	15	6	Ido Cohen	2:26.242	2:09.803	9	





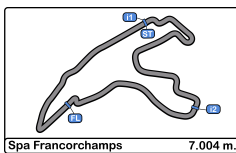


Spa Francorchamps  
Euroformula Open  
Qualifying - 2  
Best 5 Lap Times



Cls	Nº	Entrant	Nat	Driver	Nat	Cat	Cls	Chassis - Engine	Team	Best 1		Best 2		Best 3		Best 4		Best 5	
										Time	Lap	Time	Lap	Time	Lap	Time	Lap	Time	Lap
1	69	Cryptotower Racing		Lukas Dunner				Dallara F320 Spiess	Cryptotower Racing	<b>2:08.431</b>	8	2:08.628	10	2:10.955	9	2:15.557	2	2:17.084	4
2	20	Cryptotower Racing		Yifei Ye				Dallara F320 Spiess	Cryptotower Racing	<b>2:08.453</b>	10	2:08.587	9	2:09.402	8	2:10.040	4	2:10.596	3
3	28	Team Motopark		Cameron Das				Dallara F320 Spiess	Team Motopark	<b>2:08.877</b>	8	2:09.583	7	2:11.378	3	2:13.792	9	2:16.809	4
4	31	Carlin		Zane Maloney		R	1	Dallara F320 Spiess	Carlin	<b>2:09.182</b>	9	2:09.194	8	2:09.426	7	2:09.537	10	2:13.127	2
5	26	Double R		Louis Foster				Dallara F320 HWA	Double R	<b>2:09.431</b>	9	2:09.432	10	2:09.803	8	2:09.943	7	2:13.101	2
6	15	Van Amersfoort Racing		Sebastian Estner		R	2	Dallara F320 HWA	Van Amersfoort Racing	<b>2:09.563</b>	8	2:09.666	9	2:09.738	10	2:10.004	7	2:11.794	3
7	8	Double R		Benjamin Pedersen				Dallara F320 HWA	Double R	<b>2:09.622</b>	10	2:09.790	8	2:10.097	7	2:11.641	3	2:13.797	9
8	16	Van Amersfoort Racing		Andreas Estner				Dallara F320 HWA	Van Amersfoort Racing	<b>2:09.626</b>	8	2:09.649	9	2:10.034	7	2:10.243	10	2:12.598	2
9	6	Carlin		Ido Cohen				Dallara F320 Spiess	Carlin	<b>2:09.803</b>	7	2:09.912	8	2:09.965	6	2:09.965	9	2:12.751	2
10	33	Team Motopark		Manuel Maldonado				Dallara F320 Spiess	Team Motopark	<b>2:10.001</b>	6	2:10.056	10	2:12.952	8	2:14.935	9	2:16.079	7
11	4	Team Motopark		Niklas Krütten		R	3	Dallara F320 Spiess	Team Motopark	<b>2:10.121</b>	10	2:10.361	9	2:10.932	7	2:12.326	3	2:13.061	8
12	99	Cryptotower Racing		Rui Andrade				Dallara F320 Spiess	Cryptotower Racing	<b>2:10.161</b>	8	2:10.507	6	2:15.560	5	2:17.436	7	2:19.491	3
13	25	Van Amersfoort Racing		Alexandre Bardinon				Dallara F320 HWA	Van Amersfoort Racing	<b>2:10.589</b>	8	2:10.940	10	2:11.089	7	2:13.574	2	2:13.735	9
14	12	DRIVEX		Glenn Van Berlo		R	4	Dallara F320 HWA	DRIVEX	<b>2:10.794</b>	3	2:17.447	2						
15	34	DRIVEX		Matthias Lüthen		R	5	Dallara F320 HWA	DRIVEX	<b>2:14.431</b>	10	2:18.921	7	2:19.455	2	2:22.363	4	2:28.743	5



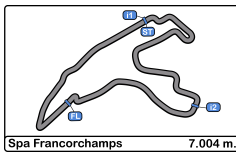


**Spa Francorchamps**  
**Euroformula Open**  
**Qualifying - 2**  
**Best 5 Top Speeds**



Cls	Nº	Entrant	Nat	Driver	Nat	Cat	Cls	Chassis - Engine	Team	Top 1		Top 2		Top 3		Top 4		Top 5		Avg
										Km/h	Lap	Km/h	Lap	Km/h	Lap	Km/h	Lap	Km/h	Lap	
1	26	Double R	GBR	Louis Foster	GBR			Dallara F320 HWA	Double R	255.3	9	250.0	8	247.1	3	247.1	4	247.1	7	249.3
2	6	Carlin	GBR	Ido Cohen	ISR			Dallara F320 Spiess	Carlin	252.9	6	251.1	7	251.1	9	249.4	10	248.8	2	250.7
3	33	Team Motopark	DEU	Manuel Maldonado	VEN			Dallara F320 Spiess	Team Motopark	252.3	8	250.5	10	248.8	6	238.4	4	234.2	3	244.8
4	25	Van Amersfoort Racing	NLD	Alexandre Bardinon	FRA			Dallara F320 HWA	Van Amersfoort Racing	251.7	7	249.4	8	248.2	9	247.1	3	247.1	4	248.7
5	31	Carlin	GBR	Zane Maloney	BRB	R	1	Dallara F320 Spiess	Carlin	251.7	7	251.7	8	251.1	10	250.5	4	250.0	9	251.0
6	12	DRIVEX	ESP	Glenn Van Berlo	NLD	R	2	Dallara F320 HWA	DRIVEX	250.5	3	250.5	4	246.0	2	235.8	1			245.7
7	4	Team Motopark	DEU	Niklas Krütten	DEU	R	3	Dallara F320 Spiess	Team Motopark	250.0	4	243.7	8	243.2	10	242.6	9	242.1	7	244.3
8	8	Double R	GBR	Benjamin Pedersen	GBR			Dallara F320 HWA	Double R	250.0	4	250.0	9	248.8	7	248.2	8	248.2	10	249.0
9	99	Cryptotower Racing	JPN	Rui Andrade	AGO			Dallara F320 Spiess	Cryptotower Racing	250.0	8	249.4	6	248.2	4	223.1	7	222.6	2	238.7
10	16	Van Amersfoort Racing	NLD	Andreas Estner	DEU			Dallara F320 HWA	Van Amersfoort Racing	249.4	6	246.5	9	246.0	4	246.0	10	245.4	3	246.6
11	28	Team Motopark	DEU	Cameron Das	USA			Dallara F320 Spiess	Team Motopark	248.8	10	247.1	8	247.1	9	246.5	4	245.4	7	247.0
12	69	Cryptotower Racing	JPN	Lukas Dunner	AUT			Dallara F320 Spiess	Cryptotower Racing	248.8	9	248.2	10	247.1	8	245.4	7	244.3	4	246.8
13	15	Van Amersfoort Racing	NLD	Sebastian Estner	DEU	R	4	Dallara F320 HWA	Van Amersfoort Racing	248.2	4	246.5	3	245.4	7	245.4	9	244.8	8	246.1
14	20	Cryptotower Racing	JPN	Yifei Ye	CHN			Dallara F320 Spiess	Cryptotower Racing	247.7	10	247.1	4	247.1	9	246.5	11	246.0	8	246.9
15	34	DRIVEX	ESP	Matthias Lüthen	DEU	R	5	Dallara F320 HWA	DRIVEX	244.8	11	243.7	9	243.2	8	242.1	3	242.1	5	243.2





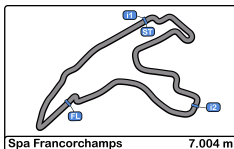
Spa Francorchamps  
Euroformula Open  
Qualifying - 2  
Fastest Laps Sequence



Lap	Time of Day	Session Time	Nº	Entrant	Nat	Driver	Nat	Cat	Chassis - Engine	Team	Time	Km/h
2	11:55:03.445	5:03.445	69	Cryptotower Racing Team		JPN Lukas Dunner		AUT	Dallara F320 Spiess	Cryptotower Racing Team	2:15.557	186.0
2	11:55:11.387	5:11.387	31	Carlin		GBR Zane Maloney		BRB R	Dallara F320 Spiess	Carlin	2:13.127	189.4
2	11:55:13.503	5:13.503	6	Carlin		GBR Ido Cohen		ISR	Dallara F320 Spiess	Carlin	2:12.751	189.9
2	11:55:43.796	5:43.796	16	Van Amersfoort Racing		NLD Andreas Estner		DEU	Dallara F320 HWA	Van Amersfoort Racing	2:12.598	190.1
3	11:57:16.414	7:16.414	20	Cryptotower Racing Team		JPN Yifei Ye		CHN	Dallara F320 Spiess	Cryptotower Racing Team	2:10.596	193.0
4	11:59:26.454	9:26.454	20	Cryptotower Racing Team		JPN Yifei Ye		CHN	Dallara F320 Spiess	Cryptotower Racing Team	2:10.040	193.8
6	12:07:37.628	17:37.628	33	Team Motopark		DEU Manuel Maldonado		VEN	Dallara F320 Spiess	Team Motopark	2:10.001	193.9
7	12:10:22.426	20:22.426	28	Team Motopark		DEU Cameron Das		USA	Dallara F320 Spiess	Team Motopark	2:09.583	194.5
8	12:10:26.393	20:26.393	20	Cryptotower Racing Team		JPN Yifei Ye		CHN	Dallara F320 Spiess	Cryptotower Racing Team	2:09.402	194.8
8	12:12:27.797	22:27.797	69	Cryptotower Racing Team		JPN Lukas Dunner		AUT	Dallara F320 Spiess	Cryptotower Racing Team	2:08.431	196.3





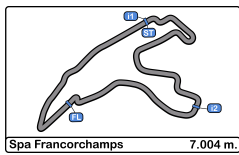


**Spa Francorchamps**  
**Euroformula Open**  
**Qualifying - 2**  
**Event Best Maximum Speed**



Nº	Entrant	Nat	Driver	Nat	Cat	Clas	Chassis - Engine	Team	Km/h	Session
6	Carlin		Ido Cohen				Dallara F320 Spiess	Carlin	255.9	Qualifying - 1
26	Double R		Louis Foster				Dallara F320 HWA	Double R	255.3	Qualifying - 2
16	Van Amersfoort Racing		Andreas Estner				Dallara F320 HWA	Van Amersfoort Racing	254.1	Free Practice - 1
34	DRIVEX		Matthias Lüthen		R	1	Dallara F320 HWA	DRIVEX	252.3	Qualifying - 1
33	Team Motopark		Manuel Maldonado				Dallara F320 Spiess	Team Motopark	252.3	Qualifying - 2
31	Carlin		Zane Maloney		R	2	Dallara F320 Spiess	Carlin	251.7	Qualifying - 2
25	Van Amersfoort Racing		Alexandre Bardinon				Dallara F320 HWA	Van Amersfoort Racing	251.7	Qualifying - 2
99	Cryptotower Racing Team		Rui Andrade				Dallara F320 Spiess	Cryptotower Racing Team	251.1	Free Practice - 1
12	DRIVEX		Glenn Van Berlo		R	3	Dallara F320 HWA	DRIVEX	250.5	Qualifying - 2
28	Team Motopark		Cameron Das				Dallara F320 Spiess	Team Motopark	250.0	Free Practice - 1
8	Double R		Benjamin Pedersen				Dallara F320 HWA	Double R	250.0	Qualifying - 1
4	Team Motopark		Niklas Krütten		R	4	Dallara F320 Spiess	Team Motopark	250.0	Qualifying - 2
15	Van Amersfoort Racing		Sebastian Estner		R	5	Dallara F320 HWA	Van Amersfoort Racing	249.4	Free Practice - 3
69	Cryptotower Racing Team		Lukas Dunner				Dallara F320 Spiess	Cryptotower Racing Team	248.8	Qualifying - 2
20	Cryptotower Racing Team		Yifei Ye				Dallara F320 Spiess	Cryptotower Racing Team	247.7	Free Practice - 2





**Spa Francorchamps**  
Euroformula Open  
Qualifying - 2  
**Pit Stop Analysis**



**4** Niklas Krütten R Team Motopark  
Dallara F320 Spiess

Nr.	In Day Time	In Time	Out Time	Pit Time	T. Pit Time	Handicap	Penalty
1	11:59:36.136	11:59:36.136	12:02:03.295	2:27.159	2:27.159		

**6** Ido Cohen Carlin  
Dallara F320 Spiess

Nr.	In Day Time	In Time	Out Time	Pit Time	T. Pit Time	Handicap	Penalty
1	11:57:36.476	11:57:36.476	12:03:36.476	6:00.000	6:00.000		

**8** Benjamin Pedersen Double R  
Dallara F320 HWA

Nr.	In Day Time	In Time	Out Time	Pit Time	T. Pit Time	Handicap	Penalty
1	11:59:50.135	11:59:50.135	12:03:40.049	3:49.914	3:49.914		

**15** Sebastian Estner R Van Amersfoort Racing  
Dallara F320 HWA

Nr.	In Day Time	In Time	Out Time	Pit Time	T. Pit Time	Handicap	Penalty
1	12:00:32.066	12:00:32.066	12:04:04.326	3:32.260	3:32.260		

**16** Andreas Estner Van Amersfoort Racing  
Dallara F320 HWA

Nr.	In Day Time	In Time	Out Time	Pit Time	T. Pit Time	Handicap	Penalty
1	12:00:15.355	12:00:15.355	12:03:34.492	3:19.137	3:19.137		

**20** Yifei Ye Cryptotower Racing Team  
Dallara F320 Spiess

Nr.	In Day Time	In Time	Out Time	Pit Time	T. Pit Time	Handicap	Penalty
1	12:01:42.607	12:01:42.607	12:03:31.610	1:49.003	1:49.003		

**25** Alexandre Bardinon Van Amersfoort Racing  
Dallara F320 HWA

Nr.	In Day Time	In Time	Out Time	Pit Time	T. Pit Time	Handicap	Penalty
1	11:59:48.444	11:59:48.444	12:02:45.919	2:57.475	2:57.475		
2	12:05:16.965	12:05:16.965	12:05:41.938	24.973	3:22.448		

**26** Louis Foster Double R  
Dallara F320 HWA

Nr.	In Day Time	In Time	Out Time	Pit Time	T. Pit Time	Handicap	Penalty
1	11:59:45.563	11:59:45.563	12:03:38.135	3:52.572	3:52.572		

**28** Cameron Das Team Motopark  
Dallara F320 Spiess

Nr.	In Day Time	In Time	Out Time	Pit Time	T. Pit Time	Handicap	Penalty
1	11:59:31.764	11:59:31.764	12:03:27.435	3:55.671	3:55.671		

**31** Zane Maloney R Carlin  
Dallara F320 Spiess

Nr.	In Day Time	In Time	Out Time	Pit Time	T. Pit Time	Handicap	Penalty
1	11:59:37.887	11:59:37.887	12:03:35.396	3:57.509	3:57.509		

**33** Manuel Maldonado Team Motopark  
Dallara F320 Spiess

Nr.	In Day Time	In Time	Out Time	Pit Time	T. Pit Time	Handicap	Penalty
1	11:52:51.722	11:52:51.722	11:53:18.276	26.554	26.554		
2	11:55:28.712	11:55:28.712	11:58:23.815	2:55.103	3:21.657		

**34** Matthias Lüthen R DRIVEX  
Dallara F320 HWA

Nr.	In Day Time	In Time	Out Time	Pit Time	T. Pit Time	Handicap	Penalty
1	12:02:53.811	12:02:53.811	12:04:43.062	1:49.251	1:49.251		

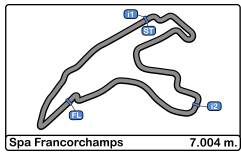
**69** Lukas Dunner Cryptotower Racing Team  
Dallara F320 Spiess

Nr.	In Day Time	In Time	Out Time	Pit Time	T. Pit Time	Handicap	Penalty
1	11:59:25.912	11:59:25.912	12:03:23.418	3:57.506	3:57.506		

**99** Rui Andrade Cryptotower Racing Team  
Dallara F320 Spiess

Nr.	In Day Time	In Time	Out Time	Pit Time	T. Pit Time	Handicap	Penalty
1	11:52:50.474	11:52:50.474	11:58:27.433	5:36.959	5:36.959		

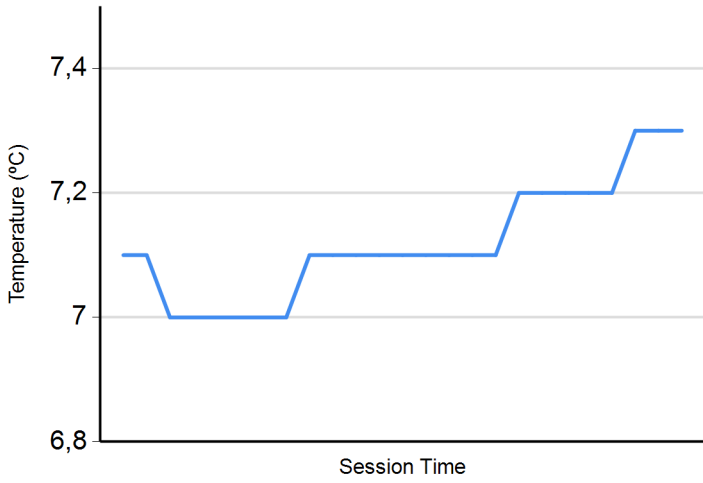




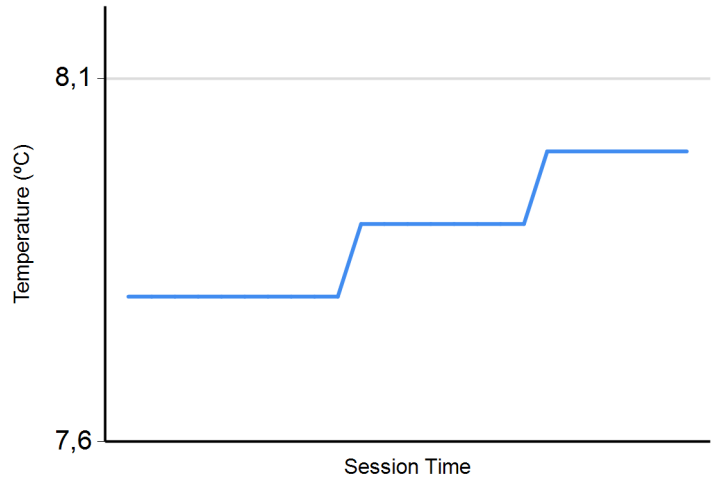
**Spa Francorchamps**  
**Euroformula Open**  
**Qualifying - 2**  
**Weather Report**



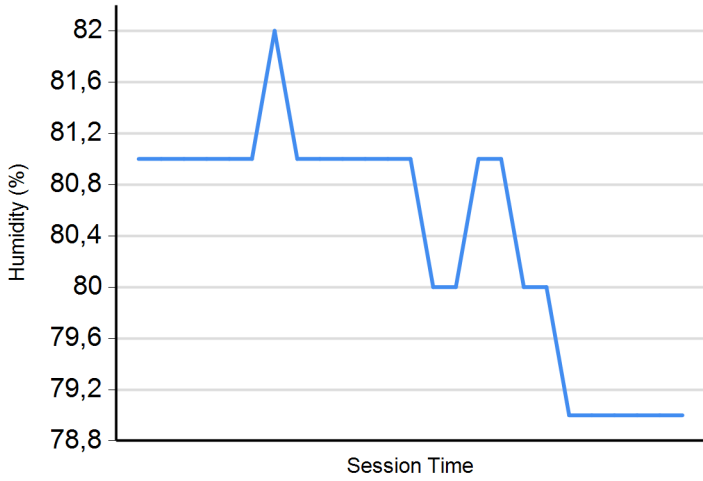
**Air Temperature**



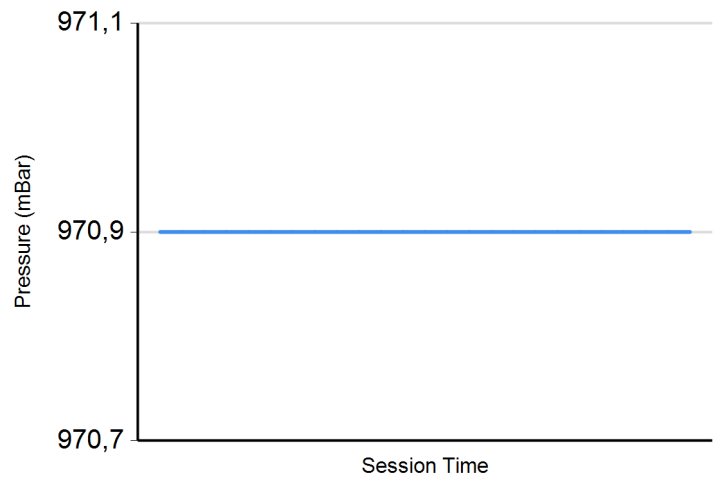
**Track Temperature**



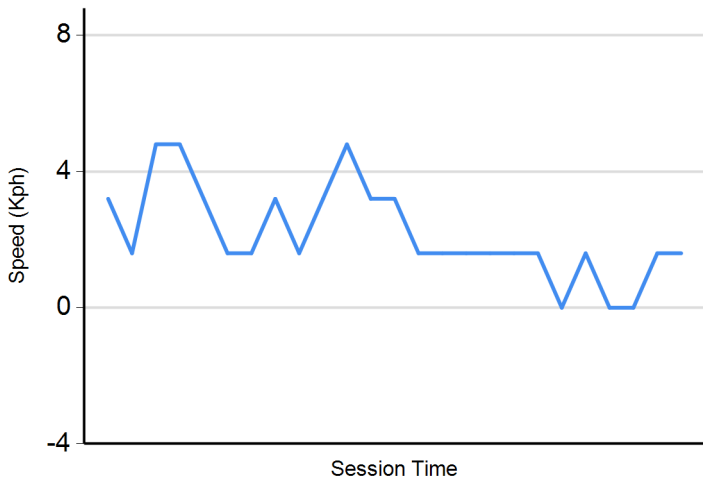
**Humidity**



**Pressure**



**Wind Speed**



**Wind direction**

North = 0°/360° Est = 90° South = 180° West = 270°

