

**Circuito de Barcelona**  
**Euroformula Open**  
**Free Practice - 1**  
**Provisional Results**



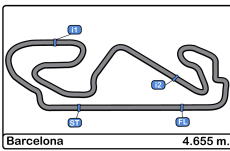
Clas	Nº	Entrant	Nat	Driver	Nat	Cat	Clas	Chassis - Engine	Team	Laps	Best	Time	Gap	Interval	Km/h
1	16	Van Amersfoort Racing	NLD	Andreas Estner	DEU			Dallara F320 HWA	Van Amersfoort Racing	16	11	1:37.022			172.7
2	26	Double R	GBR	Louis Foster	GBR			Dallara F320 HWA	Double R	19	18	1:37.334	0.312	0.312	172.1
3	69	Cryptotower Racing Team	JPN	Lukas Dunner	AUT			Dallara F320 Spiess	Cryptotower Racing Team	15	11	1:37.541	0.519	0.207	171.8
4	28	Team Motopark	DEU	Cameron Das	USA			Dallara F320 Spiess	Team Motopark	16	13	1:37.859	0.837	0.318	171.2
5	20	Cryptotower Racing Team	JPN	Yifei Ye	CHN			Dallara F320 Spiess	Cryptotower Racing Team	18	13	1:37.918	0.896	0.059	171.1
6	31	Carlin	GBR	Zane Maloney	BRB	R	1	Dallara F320 Spiess	Carlin	18	17	1:37.981	0.959	0.063	171.0
7	25	Van Amersfoort Racing	NLD	Alexandre Bardinon	FRA			Dallara F320 HWA	Van Amersfoort Racing	20	12	1:38.032	1.010	0.051	170.9
8	4	Team Motopark	DEU	Niklas Krütten	DEU	R	2	Dallara F320 Spiess	Team Motopark	18	15	1:38.116	1.094	0.084	170.7
9	12	DRIVEX	ESP	Glenn Van Berlo	NLD	R	3	Dallara F320 HWA	DRIVEX	19	17	1:38.146	1.124	0.030	170.7
10	33	Team Motopark	DEU	Manuel Maldonado	VEN			Dallara F320 Spiess	Team Motopark	17	10	1:38.258	1.236	0.112	170.5
11	15	Van Amersfoort Racing	NLD	Sebastian Estner	DEU	R	4	Dallara F320 HWA	Van Amersfoort Racing	15	14	1:38.380	1.358	0.122	170.3
12	99	Cryptotower Racing Team	JPN	Rui Andrade	AGO			Dallara F320 Spiess	Cryptotower Racing Team	19	15	1:38.486	1.464	0.106	170.1
13	34	DRIVEX	ESP	Rafael Villagomez	MEX	R	5	Dallara F320 HWA	DRIVEX	22	15	1:38.488	1.466	0.002	170.1
14	6	Carlin	GBR	Ido Cohen	ISR			Dallara F320 Spiess	Carlin	11	10	1:39.336	2.314	0.848	168.7
15	8	Double R	GBR	Matthias Lüthen	DEU	R	6	Dallara F320 HWA	Double R	18	13	1:39.824	2.802	0.488	167.8

Published at:.....

Track Temp: 30.0 °C    Air Temp: 22.2 °C    Humidity: 60 %    Track Status: DRY

Stewards:	Race Director:	Timekeeper: 
-----------	----------------	---





**Circuito de Barcelona**  
**Euroformula Open**  
**Free Practice - 1**  
**Provisional Results by Class**



Clas	Nº	Entrant	Nat	Driver	Nat	Cat	Clas	Chassis - Engine	Team	Laps	Best	Time	Gap	Interval	Km/h
1	16	Van Amersfoort	NLD	Andreas Estner	DEU			Dallara F320 HWA	Van Amersfoort	16	11	1:37.022			172.7
2	26	Double R	GBR	Louis Foster	GBR			Dallara F320 HWA	Double R	19	18	1:37.334	0.312	0.312	172.1
3	69	Cryptotower Racing	JPN	Lukas Dunner	AUT			Dallara F320 Spiess	Cryptotower Racing	15	11	1:37.541	0.519	0.207	171.8
4	28	Team Motopark	DEU	Cameron Das	USA			Dallara F320 Spiess	Team Motopark	16	13	1:37.859	0.837	0.318	171.2
5	20	Cryptotower Racing	JPN	Yifei Ye	CHN			Dallara F320 Spiess	Cryptotower Racing	18	13	1:37.918	0.896	0.059	171.1
6	25	Van Amersfoort	NLD	Alexandre Bardinon	FRA			Dallara F320 HWA	Van Amersfoort	20	12	1:38.032	1.010	0.114	170.9
7	33	Team Motopark	DEU	Manuel Maldonado	VEN			Dallara F320 Spiess	Team Motopark	17	10	1:38.258	1.236	0.226	170.5
8	99	Cryptotower Racing	JPN	Rui Andrade	AGO			Dallara F320 Spiess	Cryptotower Racing	19	15	1:38.486	1.464	0.228	170.1
9	6	Carlin	GBR	Ido Cohen	ISR			Dallara F320 Spiess	Carlin	11	10	1:39.336	2.314	0.850	168.7
<b>Rookie</b>															
1	31	Carlin	GBR	Zane Maloney	BRB	R	1	Dallara F320 Spiess	Carlin	18	17	1:37.981			171.0
2	4	Team Motopark	DEU	Niklas Krütten	DEU	R	2	Dallara F320 Spiess	Team Motopark	18	15	1:38.116	0.135	0.135	170.7
3	12	DRIVEX	ESP	Glenn Van Berlo	NLD	R	3	Dallara F320 HWA	DRIVEX	19	17	1:38.146	0.165	0.030	170.7
4	15	Van Amersfoort	NLD	Sebastian Estner	DEU	R	4	Dallara F320 HWA	Van Amersfoort	15	14	1:38.380	0.399	0.234	170.3
5	34	DRIVEX	ESP	Rafael Villagomez	MEX	R	5	Dallara F320 HWA	DRIVEX	22	15	1:38.488	0.507	0.108	170.1
6	8	Double R	GBR	Matthias Lüthen	DEU	R	6	Dallara F320 HWA	Double R	18	13	1:39.824	1.843	1.336	167.8

Published at:.....

Track Temp: 30.0 °C    Air Temp: 22.2 °C    Humidity: 60 %    Track Status: DRY

<b>Stewards:</b>	<b>Race Director:</b>	<b>Timekeeper:</b> 
------------------	-----------------------	--





Circuit de Barcelona  
Euroformula Open  
Free Practice - 1  
Lap Analysis



4

Niklas Krütten

Dallara F320 Spiess

12

Glenn Van Berlo

Dallara F320 HWA

R

Team Motopark

R

DRIVEX

Lap	D	Time	Sector 1	Sector 2	Sector 3	T. Spd	Elapsed	Lap	D	Time	Sector 1	Sector 2	Sector 3	T. Spd	Elapsed
1		14:25:10.370 P	14:23:49.736	39.834	40.800	170.8	14:25:10.370	1		14:22:56.533	14:21:44.039	39.477	33.017	181.2	14:22:56.533
2		2:29.278 P	1:10.693	38.392	40.193	177.0	14:27:39.648	2		<del>4:41.522</del>	29.578	37.895	34.049	230.2	14:24:38.055
3		2:18.431	1:08.509	37.276	32.646	179.1	14:29:58.079	3		1:40.538	29.830	37.735	32.973	230.7	14:26:18.593
4		1:41.709	29.608	39.203	32.898	227.3	14:31:39.788	4		1:39.254	29.479	37.157	32.618	232.2	14:27:57.847
5		1:39.015	29.435	37.132	32.448	229.2	14:33:18.803	5		1:39.036	29.276	37.186	32.574	234.2	14:29:36.883
6		1:38.507	29.341	36.726	32.440	229.2	14:34:57.310	6		1:38.659	29.163	36.963	32.533	233.2	14:31:15.542
7		1:38.860	29.318	37.077	32.465	228.8	14:36:36.170	7		1:38.722	29.142	37.126	32.454	235.2	14:32:54.264
8		1:38.528	29.317	36.776	32.435	229.7	14:38:14.698	8		1:39.327	29.040	37.733	32.554	234.7	14:34:33.591
9		1:39.354	29.183	37.655	32.516	228.8	14:39:54.052	9		1:39.010	29.144	37.303	32.563	234.2	14:36:12.601
10		1:38.626	29.198	36.817	32.611	230.2	14:41:32.678	10		1:38.691	29.168	37.041	32.482	233.2	14:37:51.292
11		1:38.538	29.205	36.940	32.393	229.7	14:43:11.216	11		1:38.620	29.178	36.981	32.461	233.7	14:39:29.912
12		1:38.319	29.144	36.785	32.390	229.7	14:44:49.535	12		1:38.287	29.011	36.896	<b>32.380</b>	234.7	14:41:08.199
13		1:38.164	29.124	36.684	<b>32.356</b>	231.2	14:46:27.699	13		1:38.273	28.993	36.885	32.395	234.2	14:42:46.472
14		1:38.202	29.151	<b>36.637</b>	32.414	231.2	14:48:05.901	14		1:38.548	28.975	<b>36.811</b>	32.762	235.2	14:44:25.020
15		<b>1:38.116</b>	<b>29.017</b>	36.713	32.386	232.2	14:49:44.017	15		1:38.327	29.021	36.860	32.446	235.2	14:46:03.347
16		1:45.334 P	29.368	37.119	38.847	231.2	14:51:29.351	16		1:38.660	28.915	37.335	32.410	234.7	14:47:42.007
17		4:05.816 P	2:41.696	43.236	40.884	181.8	14:55:35.167	17		<b>1:38.146</b>	<b>28.845</b>	36.867	32.434	235.8	14:49:20.153
18		2:28.159 P	1:09.540	38.854	39.765	181.5	14:58:03.326	18		1:38.557	28.929	37.031	32.597	235.2	14:50:58.710
19		1:42.124 P						19		1:42.124 P	28.930	36.970	36.224	235.8	14:52:40.834

6

Ido Cohen

Dallara F320 Spiess

15

Sebastian Estner

Dallara F320 HWA

Carlin

R

Van Amersfoort Racing

Lap	D	Time	Sector 1	Sector 2	Sector 3	T. Spd	Elapsed	Lap	D	Time	Sector 1	Sector 2	Sector 3	T. Spd	Elapsed
1		14:22:18.906	14:21:01.445	41.712	35.749	155.8	14:22:18.906	1		14:21:55.946	14:20:42.682	38.923	34.341	180.0	14:21:55.946
2		1:48.930	31.121	39.966	37.843	214.2	14:24:07.836	2		1:41.422	30.156	38.108	33.158	237.3	14:23:37.368
3		1:40.352	29.669	37.589	33.094	227.8	14:25:48.188	3		1:39.463	29.665	37.068	32.730	229.7	14:25:16.831
4		1:40.010	29.423	37.525	33.062	230.2	14:27:28.198	4		1:39.295	29.477	37.115	32.703	230.7	14:26:56.126
5		1:39.641	29.316	<b>37.111</b>	33.214	231.2	14:29:07.839	5		1:38.801	29.208	36.952	32.641	231.2	14:28:34.927
6		1:53.878 P	29.263	38.585	46.030	231.2	14:31:01.717	6		1:39.119	29.135	37.187	32.797	232.2	14:30:14.046
7		24:54.006	23:36.618	42.303	35.085	176.1	14:55:55.723	7		1:46.263 P	29.151	36.848	40.264	232.2	14:32:00.309
8		1:40.209	29.775	37.510	<b>32.924</b>	229.2	14:57:35.932	8		12:29.572	11:18.386	37.424	33.762	167.1	14:44:29.881
9		1:39.491	29.346	37.178	32.967	232.2	14:59:15.423	9		1:38.466	29.192	<b>36.721</b>	32.553	230.2	14:46:08.347
10		<b>1:39.336</b>	<b>29.196</b>	37.173	32.967	233.2	15:00:54.759	10		1:46.757 P	29.175	37.124	40.458	230.2	14:47:55.104
11		1:50.287 P	29.211	39.299	41.777	232.2	15:02:45.046	11		6:23.706	5:11.872	38.843	32.991	150.2	14:54:18.810
12								12		1:40.615	29.373	37.374	33.868	227.8	14:55:59.425
13								13		1:38.438	29.237	36.893	<b>32.308</b>	229.2	14:57:37.863
14								14		<b>1:38.380</b>	28.997	36.817	32.566	232.7	14:59:16.243
15								15		1:47.476 P	<b>28.880</b>	37.069	41.527	236.3	15:01:03.719

8

Matthias Lüthen

Dallara F320 HWA

R

Double R

Lap	D	Time	Sector 1	Sector 2	Sector 3	T. Spd	Elapsed
1		14:22:06.597	14:20:48.653	42.618	35.326	172.2	14:22:06.597
2		1:44.006	30.594	39.206	34.206	228.3	14:23:50.603
3		1:41.818	29.849	38.376	33.593	230.2	14:25:32.421
4		1:41.537	29.686	37.926	33.925	232.7	14:27:13.958
5		1:40.887	29.527	37.914	33.446	233.2	14:28:54.845
6		1:43.575	31.857	38.290	33.428	225.0	14:30:38.420
7		1:40.583	29.371	37.938	33.274	232.2	14:32:19.003
8		1:50.358 P	29.464	37.978	42.916	233.2	14:34:09.361
9		6:24.100	5:06.230	39.822	38.048	173.3	14:40:33.461
10		1:40.231	29.483	37.656	33.092	233.2	14:42:13.692
11		1:39.975	29.251	37.475	33.249	234.2	14:43:53.667
12		1:40.568	<b>29.151</b>	38.094	33.323	235.8	14:45:34.235
13		<b>1:39.824</b>	29.168	<b>37.375</b>	33.281	233.7	14:47:14.059
14		1:41.204	29.197	38.714	33.293	233.7	14:48:55.263
15		1:52.950	33.220	45.915	33.815	233.7	14:50:48.213
16		1:39.863	29.291	37.531	<b>33.041</b>	232.7	14:52:28.076
17		1:40.235	29.386	37.645	33.204	233.7	14:54:08.311
18		2:03.146 P	29.644	41.688	51.814	233.2	14:56:11.457





Circuit de Barcelona  
Euroformula Open  
Free Practice - 1  
Lap Analysis



16

Andreas Estner

Dallara F320 HWA

25

Alexandre Bardinon

Dallara F320 HWA

Van Amersfoort Racing

Van Amersfoort Racing

Lap	D	Time	Sector 1	Sector 2	Sector 3	T. Spd	Elapsed	Lap	D	Time	Sector 1	Sector 2	Sector 3	T. Spd	Elapsed
1		14:22:10.033	14:20:56.387	40.085	33.561	161.1	14:22:10.033	1		14:21:58.593	14:20:42.174	42.106	34.313	160.4	14:21:58.593
2		1:49.892	31.532	39.196	39.164	197.0	14:23:59.925	2		1:45.414	30.530	40.241	34.643	232.7	14:23:44.007
3		1:39.265	29.715	37.113	32.437	228.8	14:25:39.190	3		1:42.599	29.565	40.126	32.908	233.7	14:25:26.606
4		1:38.291	29.113	36.643	32.535	232.2	14:27:17.481	4		1:38.907	29.193	36.934	32.780	233.7	14:27:05.513
5		1:38.057	28.993	36.571	32.493	233.7	14:28:55.538	5		1:39.558	28.994	37.367	33.197	234.7	14:28:45.071
6		1:42.115 P	28.891	36.526	36.698	233.2	14:30:37.653	6		1:38.497	28.902	36.847	32.748	235.2	14:30:23.568
7		9:25.532	8:14.061	38.551	32.920	176.1	14:40:03.185	7		1:46.327 P	28.884	36.763	40.680	235.2	14:32:09.895
8		1:38.324	29.228	36.694	32.402	229.2	14:41:41.509	8		9:52.691	8:36.877	39.715	36.099	159.2	14:42:02.586
9		1:37.865	29.018	36.582	32.265	231.7	14:43:19.374	9		1:43.275	29.816	38.806	34.653	233.2	14:43:45.861
10		1:37.480	28.879	36.371	32.230	233.7	14:44:56.854	10		1:39.361	29.429	37.229	32.703	233.2	14:45:25.222
11		1:37.022	28.663	36.258	32.101	236.3	14:46:33.876	11		1:38.457	28.979	36.835	32.643	235.2	14:47:03.679
12		1:41.654 P	28.651	36.949	36.054	235.2	14:48:15.530	12		1:38.032	28.847	36.710	32.475	235.2	14:48:41.711
13		9:10.842	7:59.086	38.876	32.880	171.1	14:57:26.372	13		1:42.345	28.961	40.445	32.939	236.3	14:50:24.056
14		1:38.300	29.131	36.764	32.405	230.7	14:59:04.672	14		1:38.586	29.049	36.937	32.600	234.7	14:52:02.642
15		1:37.553	28.927	36.464	32.162	232.7	15:00:42.225	15		1:38.190	28.909	36.784	32.497	235.2	14:53:40.832
16		1:41.926 P	28.814	36.483	36.629	234.2	15:02:24.151	16		1:41.351	29.243	36.891	35.217	235.8	14:55:22.183

20

Yifei Ye

Dallara F320 Spiess

Cryptotower Racing Team

Lap	D	Time	Sector 1	Sector 2	Sector 3	T. Spd	Elapsed
1		14:28:53.689 P	14:27:30.560	40.401	42.728	168.2	14:28:53.689
2		2:27.565 P	1:02.392	38.741	46.432	179.1	14:31:21.254
3		2:23.620	1:02.824	44.077	36.719	180.9	14:33:44.874
4		1:39.761	30.064	37.182	32.515	225.9	14:35:24.635
5		1:38.999	29.476	37.011	32.512	226.8	14:37:03.634
6		1:38.593	29.347	36.883	32.363	229.2	14:38:42.227
7		1:39.052	29.945	36.755	32.352	229.2	14:40:21.279
8		1:38.328	29.179	36.917	32.232	229.2	14:41:59.607
9		1:38.188	29.190	36.735	32.263	229.7	14:43:37.795
10		1:39.399	30.079	37.103	32.217	215.5	14:45:17.194
11		1:37.926	29.070	36.710	32.146	232.7	14:46:55.120
12		1:37.919	28.982	36.710	32.227	232.2	14:48:33.039
13		1:37.918	29.014	36.702	32.202	233.2	14:50:10.957
14		1:38.008	28.949	36.686	32.373	233.2	14:51:48.965
15		1:38.038	29.029	36.656	32.353	232.7	14:53:27.003
16		1:47.659 P	29.089	37.042	41.528	231.2	14:55:14.662
17		5:21.992	4:12.550	36.966	32.476	187.5	15:00:36.654
18		1:43.957 P	29.264	36.765	37.928	230.2	15:02:20.611

26

Louis Foster

Dallara F320 HWA

Double R

Lap	D	Time	Sector 1	Sector 2	Sector 3	T. Spd	Elapsed
1		14:22:03.865	14:20:48.297	39.777	35.791	187.1	14:22:03.865
2		1:44.649	29.555	37.805	37.289	230.2	14:23:48.514
3		1:38.876	29.447	37.040	32.389	231.2	14:25:27.390
4		1:42.018	29.067	37.023	35.928	236.8	14:27:09.408
5		1:51.031 P	28.995	36.707	45.329	234.2	14:29:00.439
6		8:12.159	6:57.591	38.523	36.045	186.5	14:37:12.598
7		1:38.773	29.266	36.956	32.551	233.2	14:38:51.371
8		1:40.863	29.020	36.674	35.169	233.7	14:40:32.234
9		1:38.225	29.046	36.750	32.429	234.2	14:42:10.459
10		1:38.002	28.834	36.556	32.612	235.2	14:43:48.461
11		1:42.769 P	28.847	36.567	37.355	236.8	14:45:31.230
12		5:20.642	4:08.338	38.816	33.488	181.8	14:50:51.872
13		1:42.753	29.950	38.105	34.698	233.2	14:52:34.625
14		1:37.747	29.085	36.454	32.208	233.7	14:54:12.372
15		1:37.475	28.824	36.568	32.083	235.8	14:55:49.847
16		1:42.357	28.807	37.315	36.235	234.7	14:57:32.204
17		1:37.533	28.840	36.462	32.231	235.8	14:59:09.737
18		1:37.334	28.716	36.424	32.194	236.3	15:00:47.071
19		1:41.721 P	28.727	36.421	36.573	235.8	15:02:28.792





Circuit de Barcelona  
Euroformula Open  
Free Practice - 1  
Lap Analysis



28

Cameron Das

Dallara F320 Spiess

33

Manuel Maldonado

Dallara F320 Spiess

Team Motopark

Team Motopark

Lap	D	Time	Sector 1	Sector 2	Sector 3	T. Spd	Elapsed	Lap	D	Time	Sector 1	Sector 2	Sector 3	T. Spd	Elapsed
1		14:25:00.370 P	14:23:42.146	39.714	38.510	174.7	14:25:00.370	1		14:29:11.900 P	14:27:50.359	41.296	40.245	178.5	14:29:11.900
2		2:15.154 P	1:00.731	37.357	37.066	177.6	14:27:15.524	2		2:22.326 P	1:05.173	38.555	38.598	176.4	14:31:34.226
3		2:09.771	59.711	37.249	32.811	180.0	14:29:25.295	3		2:13.531	1:02.835	37.752	32.944	178.2	14:33:47.757
4		1:38.848	29.552	36.930	32.366	228.3	14:31:04.143	4		1:39.424	29.519	37.414	32.491	231.2	14:35:27.181
5		1:38.778	29.322	37.007	32.449	230.7	14:32:42.921	5		1:39.593	30.117	36.987	32.489	230.2	14:37:06.774
6		1:38.580	29.231	36.847	32.502	229.7	14:34:21.501	6		1:38.851	29.315	36.890	32.646	230.7	14:38:45.625
7		1:38.877	29.407	37.015	32.455	229.7	14:36:00.378	7		1:38.656	29.221	36.895	32.540	232.7	14:40:24.281
8		1:38.629	29.354	36.827	32.448	228.3	14:37:39.007	8		1:40.032	30.263	37.127	32.642	232.7	14:42:04.313
9		1:38.421	29.264	36.811	32.346	229.2	14:39:17.428	9		1:38.703	29.047	37.130	32.526	236.3	14:43:43.016
10		1:38.302	29.133	36.738	32.431	230.2	14:40:55.730	10		1:38.258	29.054	36.815	32.389	233.7	14:45:21.274
11		1:38.261	29.119	36.743	32.399	230.2	14:42:33.991	11		1:38.543	29.089	36.996	32.458	233.2	14:46:59.817
12		1:38.079	29.080	36.663	32.336	230.7	14:44:12.070	12		1:38.475	29.098	36.911	32.466	232.7	14:48:38.292
13		1:37.859	28.991	36.643	32.225	232.7	14:45:49.929	13		1:38.540	29.069	36.821	32.650	234.7	14:50:16.832
14		1:37.915	29.012	36.508	32.395	231.7	14:47:27.844	14		1:38.600	29.057	36.890	32.653	232.2	14:51:55.432
15		1:43.386 P	29.082	36.742	37.562	233.2	14:49:11.230	15		1:38.705	29.099	36.994	32.612	234.2	14:53:34.137
16		4:47.470 P	3:15.696	47.966	43.808	180.9	14:53:58.700	16		1:48.224 P	29.194	38.289	40.741	233.7	14:55:22.361
17		4:36.418 P	3:17.216					17		3:17.216	37.891	41.311	183.3	14:59:58.779	

31

Zane Maloney

Dallara F320 Spiess

34

Rafael Villagomez

Dallara F320 HWA

R

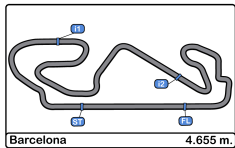
Carlin

R

DRIVEX

Lap	D	Time	Sector 1	Sector 2	Sector 3	T. Spd	Elapsed	Lap	D	Time	Sector 1	Sector 2	Sector 3	T. Spd	Elapsed
1		14:21:55.557	14:20:40.433	40.777	34.347	169.8	14:21:55.557	1		14:23:06.598	14:21:50.780	41.343	34.475	175.6	14:23:06.598
2		1:46.229	30.470	41.357	34.402	226.8	14:23:41.786	2		1:42.609	30.443	38.478	33.688	232.2	14:24:49.207
3		1:39.940	29.878	37.317	32.745	232.2	14:25:21.726	3		1:40.771	29.812	37.568	33.391	233.7	14:26:29.978
4		1:39.168	29.379	37.145	32.644	231.2	14:27:00.894	4		1:57.637 P	32.973	40.605	44.059	212.1	14:28:27.615
5		1:38.961	29.313	36.974	32.674	233.7	14:28:39.855	5		4:07.478 P	2:50.090	38.432	38.956	177.3	14:32:35.093
6		1:38.679	29.244	36.848	32.587	233.2	14:30:18.534	6		2:08.079	58.013	37.431	32.635	173.9	14:34:43.172
7		1:38.750	29.178	36.940	32.632	232.7	14:31:57.284	7		1:39.285	29.446	37.032	32.807	233.2	14:36:22.457
8		1:43.717 P	29.179	37.328	37.210	231.2	14:33:41.001	8		1:39.362	29.319	37.028	33.015	233.7	14:38:01.819
9		8:22.477	7:07.632	41.167	33.678	171.7	14:42:03.478	9		1:38.990	29.207	37.012	32.771	233.2	14:39:40.809
10		1:48.088	31.219	39.054	37.815	206.5	14:43:51.566	10		1:39.255	29.338	37.190	32.727	232.7	14:41:20.064
11		1:38.741	29.506	36.870	32.365	231.2	14:45:30.307	11		1:38.833	29.205	36.898	32.730	234.2	14:42:58.897
12		1:37.988	29.152	36.641	32.195	234.2	14:47:08.295	12		1:40.023	29.115	38.039	32.869	236.3	14:44:38.920
13		1:38.019	29.015	36.643	32.361	235.8	14:48:46.314	13		1:38.849	29.186	36.954	32.709	237.8	14:46:17.769
14		1:38.256	28.978	36.704	32.574	236.3	14:50:24.570	14		1:40.052	29.000	36.909	34.143	236.8	14:47:57.821
15		1:42.789	28.933	40.167	33.689	237.3	14:52:07.359	15		1:38.488	28.962	36.952	32.574	236.8	14:49:36.309
16		1:38.078	29.160	36.620	32.298	236.8	14:53:45.437	16		1:38.649	29.050	37.004	32.595	236.8	14:51:14.958
17		1:37.981	28.922	36.707	32.352	236.8	14:55:23.418	17		1:38.778	29.045	37.022	32.711	235.8	14:52:53.736
18		1:43.864 P	28.886	36.821	38.157	234.2	14:57:07.282	18		1:38.590	28.985	36.844	32.761	237.8	14:54:32.326
								19		1:39.784	29.513	37.214	33.057	232.2	14:56:12.110
								20		1:38.871	29.129	36.967	32.775	235.8	14:57:50.981
								21		1:39.091	29.225	37.051	32.815	236.8	14:59:30.072
								22		1:48.273 P	31.094	38.729	38.450	223.6	15:01:18.345





Circuit de Barcelona  
Euroformula Open  
Free Practice - 1  
Lap Analysis



69

Lukas Dunner

Dallara F320 Spiess

Cryptotower Racing Team

Lap	D	Time	Sector 1	Sector 2	Sector 3	T. Spd	Elapsed
1		14:28:56.203 P	14:27:31.766	41.775	42.662	178.8	14:28:56.203
2		2:28.685 P	1:12.091	38.049	38.545	177.6	14:31:24.888
3		2:20.497	1:05.540	38.879	36.078	180.3	14:33:45.385
4		1:40.003	29.846	37.535	32.622	232.7	14:35:25.388
5		1:38.871	29.311	36.976	32.584	233.7	14:37:04.259
6		1:38.707	29.211	36.928	32.568	234.2	14:38:42.966
7		1:38.987	29.528	36.920	32.539	233.7	14:40:21.953
8		1:38.263	29.007	36.808	32.448	234.7	14:42:00.216
9		1:38.203	28.989	36.890	32.324	235.2	14:43:38.419
10		1:37.590	28.937	36.476	32.177	232.7	14:45:16.009
11		<b>1:37.541</b>	28.994	<b>36.442</b>	<b>32.105</b>	232.2	14:46:53.550
12		1:37.892	29.073	36.607	32.212	231.7	14:48:31.442
13		1:37.617	<b>28.910</b>	36.488	32.219	233.2	14:50:09.059
14		1:37.695	28.932	36.583	32.180	231.7	14:51:46.754
15		1:48.814 P	28.976	39.332	40.506	231.7	14:53:35.568

99

Rui Andrade

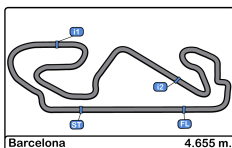
Dallara F320 Spiess

Cryptotower Racing Team

Lap	D	Time	Sector 1	Sector 2	Sector 3	T. Spd	Elapsed
1		14:26:54.960 P	14:25:32.862	39.502	42.596	177.6	14:26:54.960
2		2:17.267	1:04.649	38.180	34.438	178.2	14:29:12.227
3		1:39.773	29.635	37.216	32.922	229.7	14:30:52.000
4		1:42.592	29.661	39.871	33.060	229.7	14:32:34.592
5		1:39.460	29.447	37.168	32.845	230.2	14:34:14.052
6		1:39.077	29.233	37.168	32.676	229.7	14:35:53.129
7		1:39.520	29.315	37.203	33.002	229.2	14:37:32.649
8		1:39.076	29.353	36.953	32.770	229.7	14:39:11.725
9		1:38.853	29.238	37.012	32.603	230.2	14:40:50.578
10		1:38.840	29.307	37.010	<b>32.523</b>	230.7	14:42:29.418
11		1:38.791	29.253	36.871	32.667	230.7	14:44:08.209
12		1:38.563	29.090	36.863	32.610	230.7	14:45:46.772
13		1:38.603	29.044	<b>36.836</b>	32.723	231.2	14:47:25.375
14		1:39.614	29.117	37.844	32.653	232.2	14:49:04.989
15		<b>1:38.486</b>	<b>29.008</b>	36.923	32.555	232.7	14:50:43.475
16		1:46.871 P	29.038	37.144	40.689	232.2	14:52:30.346
17		3:09.548	1:58.705	37.395	33.448	181.2	14:55:39.894
18		1:46.126 P	29.197	37.443	39.486	230.7	14:57:26.020
19		2:25.530 P	1:05.596	37.985	41.949	181.8	14:59:51.550





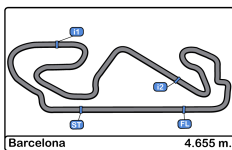


**Circuito de Barcelona**  
**Euroformula Open**  
**Free Practice - 1**  
**Best Sectors Results**



Sector - 1				Sector - 2				Sector - 3				Ideal Lap vs Best Lap				
Clas	Nº	Driver	Time	Nº	Driver	Time	Nº	Driver	Time	Clas	Nº	Driver	Ideal Lap	Best Lap	Clas	
1	16	Andreas Estner	28.651	16	Andreas Estner	36.258	26	Louis Foster	32.083	1	16	Andreas Estner	1:37.010	1:37.022	1	
2	26	Louis Foster	28.716	26	Louis Foster	36.421	16	Andreas Estner	32.101	2	26	Louis Foster	1:37.220	1:37.334	2	
3	12	Glenn Van Berlo	28.845	69	Lukas Dunner	36.442	69	Lukas Dunner	32.105	3	69	Lukas Dunner	1:37.457	1:37.541	3	
4	25	Alexandre Bardinon	28.847	28	Cameron Das	36.508	20	Yifei Ye	32.146	4	31	Zane Maloney	1:37.701	1:37.981	6	
5	15	Sebastian Estner	28.880	31	Zane Maloney	36.620	31	Zane Maloney	32.195	5	28	Cameron Das	1:37.724	1:37.859	4	
6	31	Zane Maloney	28.886	4	Niklas Krütten	36.637	28	Cameron Das	32.225	6	20	Yifei Ye	1:37.751	1:37.918	5	
7	69	Lukas Dunner	28.910	20	Yifei Ye	36.656	15	Sebastian Estner	32.308	7	15	Sebastian Estner	1:37.909	1:38.380	11	
8	20	Yifei Ye	28.949	25	Alexandre Bardinon	36.710	4	Niklas Krütten	32.356	8	4	Niklas Krütten	1:38.010	1:38.116	8	
9	34	Rafael Villagomez	28.962	15	Sebastian Estner	36.721	12	Glenn Van Berlo	32.380	9	25	Alexandre Bardinon	1:38.032	1:38.032	7	
10	28	Cameron Das	28.991	12	Glenn Van Berlo	36.811	33	Manuel Maldonado	32.389	10	12	Glenn Van Berlo	1:38.036	1:38.146	9	
11	99	Rui Andrade	29.008	33	Manuel Maldonado	36.815	25	Alexandre Bardinon	32.475	11	33	Manuel Maldonado	1:38.251	1:38.258	10	
12	4	Niklas Krütten	29.017	99	Rui Andrade	36.836	99	Rui Andrade	32.523	12	99	Rui Andrade	1:38.367	1:38.486	12	
13	33	Manuel Maldonado	29.047	34	Rafael Villagomez	36.844	34	Rafael Villagomez	32.574	13	34	Rafael Villagomez	1:38.380	1:38.488	13	
14	8	Matthias Lüthen	29.151	6	Ido Cohen	37.111	6	Ido Cohen	32.924	14	6	Ido Cohen	1:39.231	1:39.336	14	
15	6	Ido Cohen	29.196	8	Matthias Lüthen	37.375	8	Matthias Lüthen	33.041	15	8	Matthias Lüthen	1:39.567	1:39.824	15	





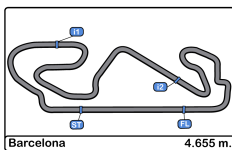
**Circuito de Barcelona**  
**Euroformula Open**  
**Free Practice - 1**  
**Best 5 Lap Times**



Cls	Nº	Entrant	Nat	Driver	Nat	Cat	Cls	Chassis - Engine	Team	Best 1		Best 2		Best 3		Best 4		Best 5	
										Time	Lap	Time	Lap	Time	Lap	Time	Lap	Time	Lap
1	16	Van Amersfoort Racing		Andreas Estner				Dallara F320 HWA	Van Amersfoort Racing	<b>1:37.022</b>	11	1:37.480	10	1:37.553	15	1:37.865	9	1:38.057	5
2	26	Double R		Louis Foster				Dallara F320 HWA	Double R	<b>1:37.334</b>	18	1:37.475	15	1:37.533	17	1:37.747	14	1:38.002	10
3	69	Cryptotower Racing		Lukas Dunner				Dallara F320 Spiess	Cryptotower Racing	<b>1:37.541</b>	11	1:37.590	10	1:37.617	13	1:37.695	14	1:37.892	12
4	28	Team Motopark		Cameron Das				Dallara F320 Spiess	Team Motopark	<b>1:37.859</b>	13	1:37.915	14	1:38.079	12	1:38.261	11	1:38.302	10
5	20	Cryptotower Racing		Yifei Ye				Dallara F320 Spiess	Cryptotower Racing	<b>1:37.918</b>	13	1:37.919	12	1:37.926	11	1:38.008	14	1:38.038	15
6	31	Carlin		Zane Maloney		R	1	Dallara F320 Spiess	Carlin	<b>1:37.981</b>	17	1:37.988	12	1:38.019	13	1:38.078	16	1:38.256	14
7	25	Van Amersfoort Racing		Alexandre Bardinon				Dallara F320 HWA	Van Amersfoort Racing	<b>1:38.032</b>	12	1:38.190	15	1:38.312	17	1:38.457	11	1:38.497	6
8	4	Team Motopark		Niklas Krütten		R	2	Dallara F320 Spiess	Team Motopark	<b>1:38.116</b>	15	1:38.164	13	1:38.202	14	1:38.319	12	1:38.507	6
9	12	DRIVEX		Glenn Van Berlo		R	3	Dallara F320 HWA	DRIVEX	<b>1:38.146</b>	17	1:38.273	13	1:38.287	12	1:38.327	15	1:38.548	14
10	33	Team Motopark		Manuel Maldonado				Dallara F320 Spiess	Team Motopark	<b>1:38.258</b>	10	1:38.475	12	1:38.540	13	1:38.543	11	1:38.600	14
11	15	Van Amersfoort Racing		Sebastian Estner		R	4	Dallara F320 HWA	Van Amersfoort Racing	<b>1:38.380</b>	14	1:38.438	13	1:38.466	9	1:38.801	5	1:39.119	6
12	99	Cryptotower Racing		Rui Andrade				Dallara F320 Spiess	Cryptotower Racing	<b>1:38.486</b>	15	1:38.563	12	1:38.603	13	1:38.791	11	1:38.840	10
13	34	DRIVEX		Rafael Villagomez		R	5	Dallara F320 HWA	DRIVEX	<b>1:38.488</b>	15	1:38.590	18	1:38.649	16	1:38.778	17	1:38.833	11
14	6	Carlin		Ido Cohen				Dallara F320 Spiess	Carlin	<b>1:39.336</b>	10	1:39.491	9	1:39.641	5	1:40.010	4	1:40.209	8
15	8	Double R		Matthias Lüthen		R	6	Dallara F320 HWA	Double R	<b>1:39.824</b>	13	1:39.863	16	1:39.975	11	1:40.231	10	1:40.235	17





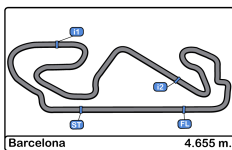


**Circuito de Barcelona**  
**Euroformula Open**  
**Free Practice - 1**  
**Best 5 Top Speeds**



Cls	Nº	Entrant	Nat	Driver	Nat	Cat	Cls	Chassis - Engine	Team	Top 1		Top 2		Top 3		Top 4		Top 5		Avg
										Km/h	Lap	Km/h	Lap	Km/h	Lap	Km/h	Lap	Km/h	Lap	
1	34	DRIVEX	ESP	Rafael Villagomez	MEX	R	1	Dallara F320 HWA	DRIVEX	237.8	13	237.8	18	236.8	14	236.8	15	236.8	16	237.2
2	15	Van Amersfoort Racing	NLD	Sebastian Estner	DEU	R	2	Dallara F320 HWA	Van Amersfoort Racing	237.3	2	236.3	15	232.7	14	232.2	6	232.2	7	234.1
3	31	Carlin	GBR	Zane Maloney	BRB	R	3	Dallara F320 Spiess	Carlin	237.3	15	236.8	16	236.8	17	236.3	14	235.8	13	236.6
4	26	Double R	GBR	Louis Foster	GBR			Dallara F320 HWA	Double R	236.8	4	236.8	11	236.3	18	235.8	15	235.8	17	236.3
5	16	Van Amersfoort Racing	NLD	Andreas Estner	DEU			Dallara F320 HWA	Van Amersfoort Racing	236.3	11	235.2	12	234.2	16	233.7	5	233.7	10	234.6
6	25	Van Amersfoort Racing	NLD	Alexandre Bardinon	FRA			Dallara F320 HWA	Van Amersfoort Racing	236.3	13	235.8	16	235.2	6	235.2	7	235.2	11	235.6
7	33	Team Motopark	DEU	Manuel Maldonado	VEN			Dallara F320 Spiess	Team Motopark	236.3	9	234.7	13	234.2	15	233.7	10	233.7	16	234.5
8	8	Double R	GBR	Matthias Lüthen	DEU	R	4	Dallara F320 HWA	Double R	235.8	12	234.2	11	233.7	13	233.7	14	233.7	15	234.2
9	12	DRIVEX	ESP	Glenn Van Berlo	NLD	R	5	Dallara F320 HWA	DRIVEX	235.8	17	235.8	19	235.2	7	235.2	14	235.2	15	235.4
10	69	Cryptotower Racing	JPN	Lukas Dunner	AUT			Dallara F320 Spiess	Cryptotower Racing	235.2	9	234.7	8	234.2	6	233.7	5	233.7	7	234.3
11	6	Carlin	GBR	Ido Cohen	ISR			Dallara F320 Spiess	Carlin	233.2	10	232.2	9	232.2	11	231.2	5	231.2	6	232.0
12	20	Cryptotower Racing	JPN	Yifei Ye	CHN			Dallara F320 Spiess	Cryptotower Racing	233.2	13	233.2	14	232.7	11	232.7	15	232.2	12	232.8
13	28	Team Motopark	DEU	Cameron Das	USA			Dallara F320 Spiess	Team Motopark	233.2	15	232.7	13	231.7	14	230.7	5	230.7	12	231.8
14	99	Cryptotower Racing	JPN	Rui Andrade	AGO			Dallara F320 Spiess	Cryptotower Racing	232.7	15	232.2	14	232.2	16	231.2	13	230.7	10	231.8
15	4	Team Motopark	DEU	Niklas Krütten	DEU	R	6	Dallara F320 Spiess	Team Motopark	232.2	15	231.2	13	231.2	14	231.2	16	230.2	10	231.2



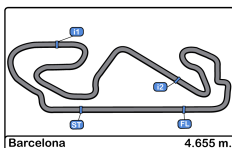


Circuit de Barcelona  
Euroformula Open  
Free Practice - 1  
Fastest Laps Sequence



Lap	Time of Day	Session Time	Nº	Entrant	Nat	Driver	Nat	Cat	Chassis - Engine	Team	Time	Km/h
2	14:23:37.368	3:37.368	15	Van Amersfoort Racing	NLD	Sebastian Estner	DEU	R	Dallara F320 HWA	Van Amersfoort Racing	1:41.422	165.2
3	14:25:16.831	5:16.831	15	Van Amersfoort Racing	NLD	Sebastian Estner	DEU	R	Dallara F320 HWA	Van Amersfoort Racing	1:39.463	168.4
3	14:25:27.390	5:27.390	26	Double R	GBR	Louis Foster	GBR		Dallara F320 HWA	Double R	1:38.876	169.4
4	14:27:17.481	7:17.481	16	Van Amersfoort Racing	NLD	Andreas Estner	DEU		Dallara F320 HWA	Van Amersfoort Racing	1:38.291	170.4
5	14:28:55.538	8:55.538	16	Van Amersfoort Racing	NLD	Andreas Estner	DEU		Dallara F320 HWA	Van Amersfoort Racing	1:38.057	170.9
9	14:43:19.374	23:19.374	16	Van Amersfoort Racing	NLD	Andreas Estner	DEU		Dallara F320 HWA	Van Amersfoort Racing	1:37.865	171.2
10	14:44:56.854	24:56.854	16	Van Amersfoort Racing	NLD	Andreas Estner	DEU		Dallara F320 HWA	Van Amersfoort Racing	1:37.480	171.9
11	14:46:33.876	26:33.876	16	Van Amersfoort Racing	NLD	Andreas Estner	DEU		Dallara F320 HWA	Van Amersfoort Racing	1:37.022	172.7





**Circuito de Barcelona**  
**Euroformula Open**  
**Free Practice - 1**  
**Event Best Maximum Speed**



Nº	Entrant	Nat	Driver	Nat	Cat	Clas	Chassis - Engine	Team	Km/h	Session
34	DRIVEX	ESP	Rafael Villagomez	MEX	R	1	Dallara F320 HWA	DRIVEX	237.8	Free Practice - 1
15	Van Amersfoort Racing	NLD	Sebastian Estner	DEU	R	2	Dallara F320 HWA	Van Amersfoort Racing	237.3	Free Practice - 1
31	Carlin	GBR	Zane Maloney	BRB	R	3	Dallara F320 Spiess	Carlin	237.3	Free Practice - 1
26	Double R	GBR	Louis Foster	GBR			Dallara F320 HWA	Double R	236.8	Free Practice - 1
33	Team Motopark	DEU	Manuel Maldonado	VEN			Dallara F320 Spiess	Team Motopark	236.3	Free Practice - 1
16	Van Amersfoort Racing	NLD	Andreas Estner	DEU			Dallara F320 HWA	Van Amersfoort Racing	236.3	Free Practice - 1
25	Van Amersfoort Racing	NLD	Alexandre Bardinon	FRA			Dallara F320 HWA	Van Amersfoort Racing	236.3	Free Practice - 1
8	Double R	GBR	Matthias Lüthen	DEU	R	4	Dallara F320 HWA	Double R	235.8	Free Practice - 1
12	DRIVEX	ESP	Glenn Van Berlo	NLD	R	5	Dallara F320 HWA	DRIVEX	235.8	Free Practice - 1
69	Cryptotower Racing Team	JPN	Lukas Dunner	AUT			Dallara F320 Spiess	Cryptotower Racing Team	235.2	Free Practice - 1
28	Team Motopark	DEU	Cameron Das	USA			Dallara F320 Spiess	Team Motopark	233.2	Free Practice - 1
20	Cryptotower Racing Team	JPN	Yifei Ye	CHN			Dallara F320 Spiess	Cryptotower Racing Team	233.2	Free Practice - 1
6	Carlin	GBR	Ido Cohen	ISR			Dallara F320 Spiess	Carlin	233.2	Free Practice - 1
99	Cryptotower Racing Team	JPN	Rui Andrade	AGO			Dallara F320 Spiess	Cryptotower Racing Team	232.7	Free Practice - 1
4	Team Motopark	DEU	Niklas Krütten	DEU	R	6	Dallara F320 Spiess	Team Motopark	232.2	Free Practice - 1





**Circuit de Barcelona**  
**Euroformula Open**  
**Free Practice - 1**  
**Pit Stop Analysis**



**4** Niklas Krütten R Team Motopark  
Dallara F320 Spiess

Nr.	In Day Time	In Time	Out Time	Pit Time	T. Pit Time	Handicap	Penalty
1	14:25:07.527	14:25:07.527	14:25:36.126	28.599	28.599		
2	14:27:36.830	14:27:36.830	14:28:05.312	28.482	57.081		
3	14:51:26.743	14:51:26.743	14:53:24.485	1:57.742	2:54.823		
4	14:55:32.383	14:55:32.383	14:55:58.732	26.349	3:21.172		

**6** Ido Cohen Carlin  
Dallara F320 Spiess

Nr.	In Day Time	In Time	Out Time	Pit Time	T. Pit Time	Handicap	Penalty
1	14:30:59.180	14:30:59.180	14:54:05.725	23:06.545	23:06.545		

**8** Matthias Lüthen R Double R  
Dallara F320 HWA

Nr.	In Day Time	In Time	Out Time	Pit Time	T. Pit Time	Handicap	Penalty
1	14:34:06.873	14:34:06.873	14:38:41.324	4:34.451	4:34.451		

**15** Sebastian Estner R Van Amersfoort Racing  
Dallara F320 HWA

Nr.	In Day Time	In Time	Out Time	Pit Time	T. Pit Time	Handicap	Penalty
1	14:31:57.769	14:31:57.769	14:42:47.411	10:49.642	10:49.642		
2	14:47:52.639	14:47:52.639	14:52:33.456	4:40.817	15:30.459		

**16** Andreas Estner Van Amersfoort Racing  
Dallara F320 HWA

Nr.	In Day Time	In Time	Out Time	Pit Time	T. Pit Time	Handicap	Penalty
1	14:30:35.179	14:30:35.179	14:38:20.299	7:45.120	7:45.120		
2	14:48:13.056	14:48:13.056	14:55:43.330	7:30.274	15:15.394		

**20** Yifei Ye Cryptotower Racing Team  
Dallara F320 Spiess

Nr.	In Day Time	In Time	Out Time	Pit Time	T. Pit Time	Handicap	Penalty
1	14:28:51.068	14:28:51.068	14:29:15.370	24.302	24.302		
2	14:31:18.678	14:31:18.678	14:31:42.692	24.014	48.316		
3	14:55:12.091	14:55:12.091	14:58:58.724	3:46.633	4:34.949		

**25** Alexandre Bardinon Van Amersfoort Racing  
Dallara F320 HWA

Nr.	In Day Time	In Time	Out Time	Pit Time	T. Pit Time	Handicap	Penalty
1	14:32:07.467	14:32:07.467	14:40:13.725	8:06.258	8:06.258		

**26** Louis Foster Double R  
Dallara F320 HWA

Nr.	In Day Time	In Time	Out Time	Pit Time	T. Pit Time	Handicap	Penalty
1	14:28:57.562	14:28:57.562	14:35:27.629	6:30.067	6:30.067		
2	14:45:28.736	14:45:28.736	14:49:07.440	3:38.704	10:08.771		

**28** Cameron Das Team Motopark  
Dallara F320 Spiess

Nr.	In Day Time	In Time	Out Time	Pit Time	T. Pit Time	Handicap	Penalty
1	14:24:57.781	14:24:57.781	14:25:21.012	23.231	23.231		
2	14:27:12.992	14:27:12.992	14:27:35.958	22.966	46.197		
3	14:49:08.598	14:49:08.598	14:51:44.942	2:36.344	3:22.541		

**31** Zane Maloney R Carlin  
Dallara F320 Spiess

Nr.	In Day Time	In Time	Out Time	Pit Time	T. Pit Time	Handicap	Penalty
1	14:33:38.554	14:33:38.554	14:40:17.337	6:38.783	6:38.783		

**33** Manuel Maldonado Team Motopark  
Dallara F320 Spiess

Nr.	In Day Time	In Time	Out Time	Pit Time	T. Pit Time	Handicap	Penalty
1	14:29:09.216	14:29:09.216	14:29:36.863	27.647	27.647		
2	14:31:31.793	14:31:31.793	14:31:59.259	27.466	55.113		
3	14:55:19.750	14:55:19.750	14:57:53.333	2:33.583	3:28.696		

**34** Rafael Villagomez R DRIVEX  
Dallara F320 HWA

Nr.	In Day Time	In Time	Out Time	Pit Time	T. Pit Time	Handicap	Penalty
1	14:28:25.149	14:28:25.149	14:30:39.327	2:14.178	2:14.178		
2	14:32:32.578	14:32:32.578	14:32:55.168	22.590	2:36.768		

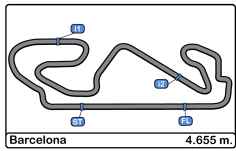
**69** Lukas Dunner Cryptotower Racing Team  
Dallara F320 Spiess

Nr.	In Day Time	In Time	Out Time	Pit Time	T. Pit Time	Handicap	Penalty
1	14:28:52.990	14:28:52.990	14:29:26.373	33.383	33.383		
2	14:31:21.669	14:31:21.669	14:31:51.578	29.909	1:03.292		

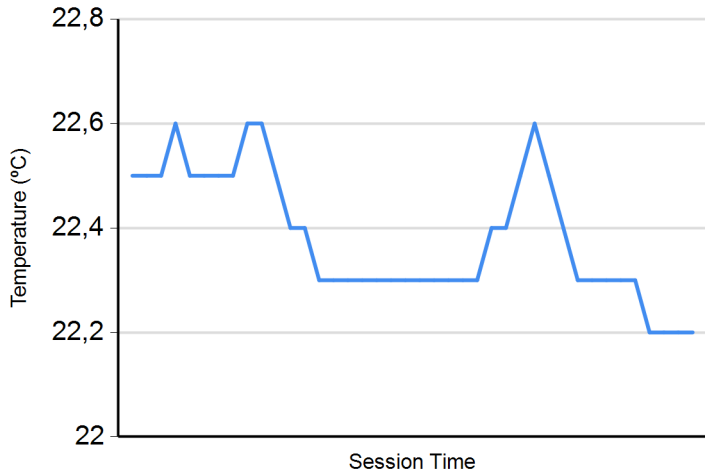
**99** Rui Andrade Cryptotower Racing Team  
Dallara F320 Spiess

Nr.	In Day Time	In Time	Out Time	Pit Time	T. Pit Time	Handicap	Penalty
1	14:26:52.583	14:26:52.583	14:27:16.100	23.517	23.517		
2	14:52:28.010	14:52:28.010	14:53:29.954	1:01.944	1:25.461		
3	14:57:23.634	14:57:23.634	14:57:46.007	22.373	1:47.834		

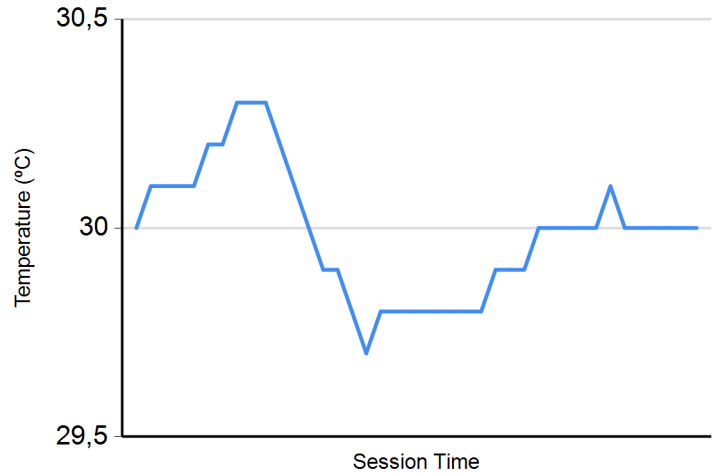




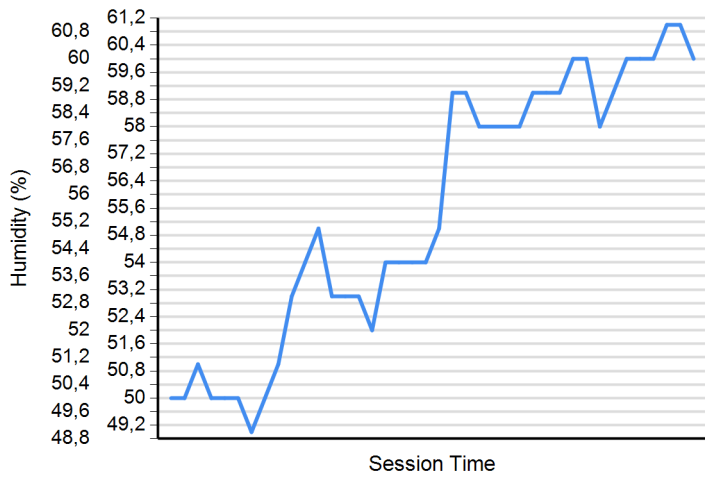
**Air Temperature**



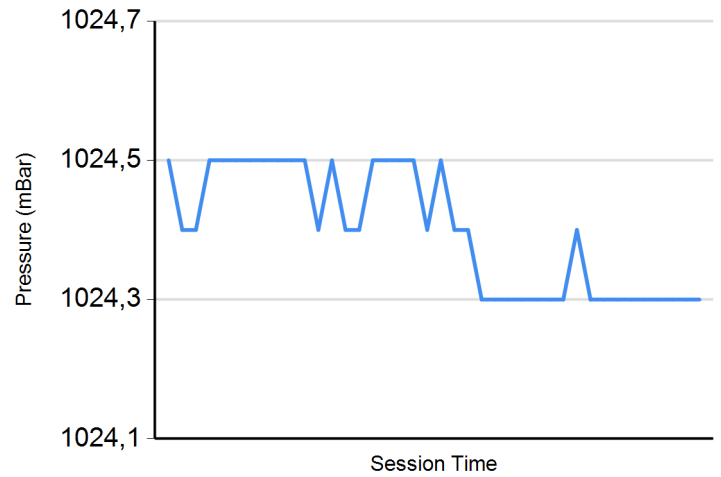
**Track Temperature**



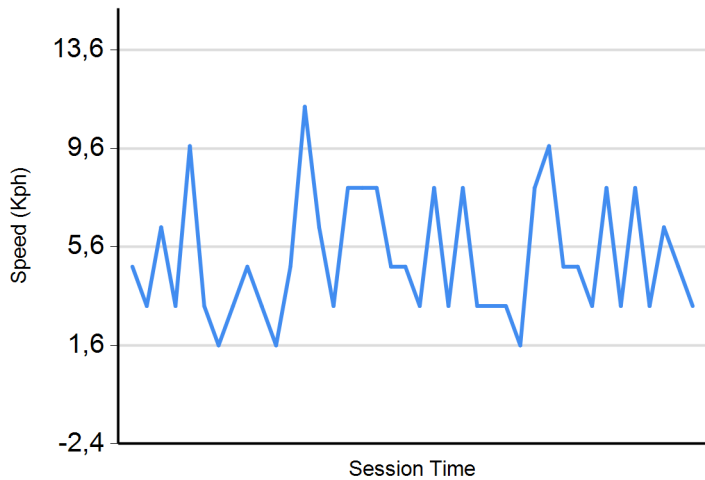
**Humidity**



**Pressure**



**Wind Speed**



**Wind direction**

North = 0°/360° Est = 90° South = 180° West = 270°

