

## Qualifying - 1 RESULTS

Ord.	Nº	Entrant	Nat.	Driver	Nat.	Cat.	Cla.	F3 E	Chassis	Team	Laps	Best	Time	Gap	Interval	Km/h
1	10	Motul Team West-Tec F3	GBR	Yarin Stern	ISR			F3 E	Dallara F312	Team West-Tec F3	15	14	1'37.483			163.524
2	3	RP Motorsport	ITA	Vitor Rodrigues Baptista	BRA			F3 E	Dallara F312	RP Motorsport	16	15	1'37.518	0"035	0"035	163.465
3	16	RACE	ESP	Yu Kanamaru	JPN			F3 E	Dallara F312	EmiliodoVillota Motorsport	13	13	1'37.796	0"313	0"278	163.001
4	6	Campos Racing	ESP	Konstantin Tereschenko	RUS			F3 E	Dallara F312	Campos Racing	13	9	1'37.926	0"443	0"130	162.784
5	15	Motul Team West-Tec F3	GBR	Tanart Sathienthirakul	THA			F3 E	Dallara F312	Team West-Tec F3	11	11	1'38.006	0"523	0"080	162.651
6	2	RP Motorsport	ITA	John Simonyan	RUS			F3 E	Dallara F312	MKTG	14	11	1'38.245	0"762	0"239	162.256
7	5	RP Motorsport	ITA	Damiano Fioravanti	ITA			F3 E	Dallara F312	RP Motorsport	14	13	1'38.303	0"820	0"058	162.160
8	37	RP Motorsport	ITA	Igor Walilko	POL	TR	1º	F3 E	Dallara F312	RP Motorsport	15	14	1'38.377	0"894	0"074	162.038
9	77	DAV Racing	ITA	Leonardo Pulcini	ITA	TR	2º	F3 E	Dallara F312	DAV Racing	11	11	1'38.480	0"997	0"103	161.868
10	1	RP Motorsport	ITA	Andres Saravia	GTM			F3 E	Dallara F312	RP Motorsport	16	15	1'38.500	1"017	0"020	161.836
11	8	Campos Racing	ESP	Henrique Baptista	BRA			F3 E	Dallara F312	Campos Racing	14	10	1'38.521	1"038	0"021	161.801
12	19	BVM Racing	ITA	William Barbosa	COL			F3 E	Dallara F312	BVM Racing	17	9	1'38.581	1"098	0"060	161.703
13	21	DAV Racing	ITA	Alessio Rovera	ITA	TR	3º	F3 E	Dallara F312	DAV Racing	15	4	1'38.714	1"231	0"133	161.485
14	7	Campos Racing	ESP	Diego Menchaca	MEX	TR	4º	F3 E	Dallara F312	Campos Racing	16	15	1'38.867	1"384	0"153	161.235
15	18	RACE	ESP	Michael Dörrbecker	MEX			F3 E	Dallara F312	EmiliodoVillota Motorsport	15	15	1'38.949	1"466	0"082	161.101
16	4	RP Motorsport	ITA	Antoni Ptak	POL	TR	5º	F3 E	Dallara F312	RP Motorsport	15	15	1'39.203	1"720	0"254	160.689
17	17	RACE	ESP	Jose Manuel Vilalta	MEX	TR	6º	F3 E	Dallara F312	EmiliodoVillota Motorsport	17	16	1'39.803	2"320	0"600	159.723
18	9	Campos Racing	ESP	Ahmad Al Ghanem	KWT	TR	7º	F3 E	Dallara F312	Campos Racing	12	12	1'40.234	2"751	0"431	159.036
19	20	BVM Racing	ITA	Javier Cobian	ESP	TR	8º	F3 E	Dallara F312	BVM Racing	15	12	1'41.209	3"726	0"975	157.504
20	27	RACE	ESP	Otto Sanchez	ESP	TR	9º	F3 E	Dallara F312	EmiliodoVillota Motorsport	16	15	1'41.326	3"843	0"117	157.322

Circuit of Jerez on April 11, 2015

At 12:05

RACE DIRECTOR

TIMEKEEPER

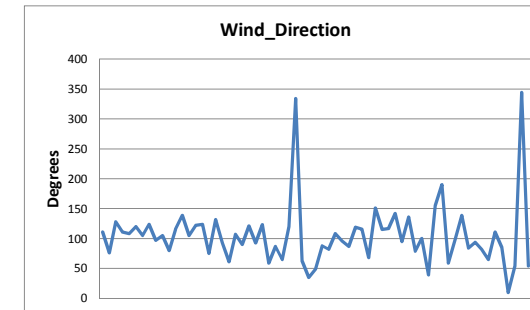
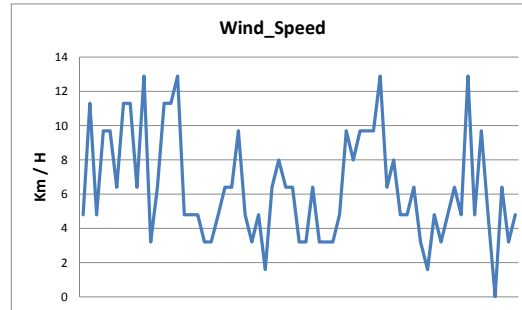
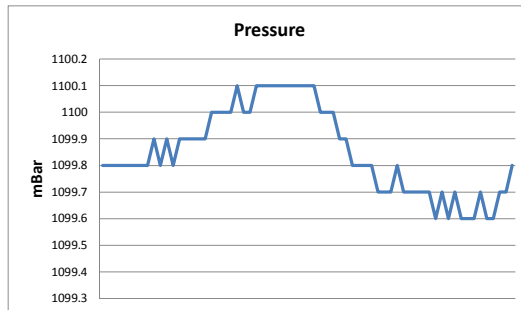
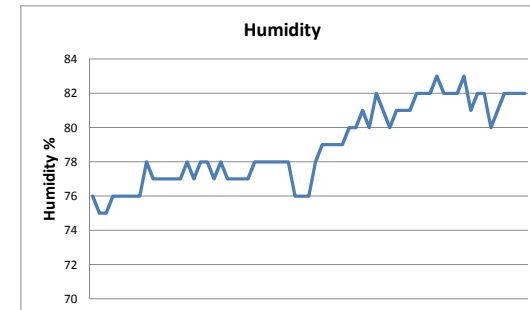
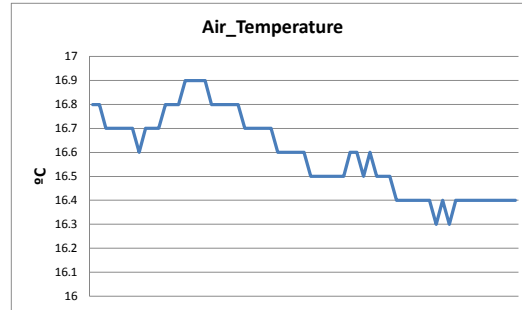
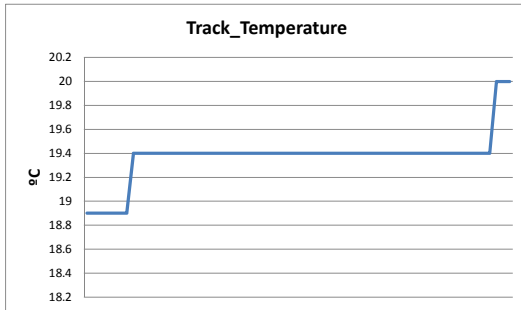


Track WET  
Temperature °C  
Wind Km/h

Circuit of Jerez  
On April, 11 - 12

**WEATHER REPORT Qualifying - 1**

Track Status **WET**



**COCA**  
 Santísima Trinidad 30 28010 MADRID  
 Tel y Fax 91.448.32.06  
 www.cronococa.com  
 e-mail: info@cronococa.com

**GTSPORT**  
 Juan Bravo 17 28006 MADRID  
 Tel 91.432.27.50  
 www.gtspor.es  
 e-mail: info@gtspor.es







On April, 11 - 12  
Circuit of Jerez

LAP ANALYSIS Qualifying - 1

Number	37			77		
	Lap Time	Partial	Speed	Lap Time	Partial	Speed
1ª - 1	0'53.355	0'53.355	175.041	0'48.892	0'48.892	211.765
1ª - 2	1'23.066	0'29.711		1'19.662	0'30.770	
1ª - 3	2'18.157	0'55.091		1'57.099	0'37.437	
2ª - 1	0'38.949	0'38.949	222.223	0'39.285	0'39.285	222.223
2ª - 2	1'06.000	0'27.051		1'06.507	0'27.222	
2ª - 3	1'41.385	0'35.385		1'42.005	0'35.498	
3ª - 1	0'38.364	0'38.364	225.000	0'38.387	0'38.387	225.470
3ª - 2	1'05.175	0'26.811		1'05.232	0'26.845	
3ª - 3	1'41.576	0'36.401		1'40.192	0'34.960	
4ª - 1	0'38.167	0'38.167	225.470	0'38.142	0'38.142	224.067
4ª - 2	1'04.924	0'26.757		1'04.702	0'26.560	
4ª - 3	1'39.780	0'34.856		1'39.439	0'34.737	
5ª - 1	0'37.949	0'37.949	225.470	0'38.077	0'38.077	225.470
5ª - 2	1'04.736	0'26.787		1'04.663	0'26.586	
5ª - 3	1'39.476	0'34.740		1'39.607	0'34.944	
6ª - 1	0'38.152	0'38.152	225.000	0'43.928	0'43.928	192.171
6ª - 2	1'05.409	0'27.257		1'16.942	0'33.014	
6ª - 3	1'43.149	0'37.740		1'55.041	0'38.099	
7ª - 1	0'38.348	0'38.348	224.067	0'38.098	0'38.098	226.416
7ª - 2	1'05.521	0'27.173		1'04.861	0'26.763	
7ª - 3	8'25.471	7'19.950	PIT	6'54.411	5'49.550	PIT
8ª - 1	0'50.000	0'50.000	133.005	0'47.888	0'47.888	167.183
8ª - 2	1'23.920	0'33.920		1'18.243	0'30.355	
8ª - 3	2'02.567	0'38.647		1'56.430	0'38.187	
9ª - 1	0'38.141	0'38.141	228.330	0'38.198	0'38.198	225.942
9ª - 2	1'05.411	0'27.270		1'04.756	0'26.558	
9ª - 3	1'41.752	0'36.341		1'39.591	0'34.835	
10ª - 1	0'37.657	0'37.657	226.416	0'37.860	0'37.860	226.891
10ª - 2	1'04.070	0'26.413		1'04.488	0'26.628	
10ª - 3	5'56.741	4'52.671	PIT	1'38.480	0'33.992	
11ª - 1	0'47.252	0'47.252	215.569	0'37.698	0'37.698	228.330
11ª - 2	1'15.394	0'28.142				
11ª - 3	1'54.443	0'39.049				
12ª - 1	0'37.793	0'37.793	225.000			
12ª - 2	1'04.367	0'26.574				
12ª - 3	1'38.623	0'34.256				
13ª - 1	0'37.682	0'37.682	225.001			
13ª - 2	1'04.277	0'26.595				
13ª - 3	1'38.377	0'34.100				
14ª - 1	0'37.853	0'37.853	225.470			
14ª - 2	1'04.435	0'26.582				
14ª - 3	1'38.563	0'34.128				
15ª - 1	0'43.971	0'43.971	180.602			
15ª - 2	1'15.657	0'31.686				
15ª - 3						
16ª - 1						
16ª - 2						
16ª - 3						

Ideal Lap	
0'37.657	0'37.657
1'04.070	0'26.413
1'38.170	0'34.100

Ideal Lap	
0'37.698	0'37.698
1'04.256	0'26.558
1'38.248	0'33.992

Ideal Best Lap	
0'37.339	0'37.339
1'03.537	0'26.198
1'37.285	0'33.748



### Qualifying - 1 Sectors Results

Sector - 1			Sector - 2			Sector - 3			Ideal Lap vs Best Lap				
Ord.	Nº Driver	Time	Nº Driver	Time	Nº Driver	Time	Ord.	Nº Driver	Ideal Lap	Best Lap	Ord.		
1	21 Alessio Rovera	37.339	16 Yu Kanamaru	26.198	10 Yarin Stern	33.748	1	10 Yarin Stern	1'37.415	1'37.483	1		
2	3 Vitor Rodrigues Baptista	37.352	3 Vitor Rodrigues Baptista	26.279	3 Vitor Rodrigues Baptista	33.887	2	3 Vitor Rodrigues Baptista	1'37.518	1'37.518	2		
3	10 Yarin Stern	37.379	10 Yarin Stern	26.288	77 Leonardo Pulcini	33.992	3	16 Yu Kanamaru	1'37.689	1'37.796	3		
4	6 Konstantin Tereschenko	37.406	6 Konstantin Tereschenko	26.309	15 Tanart Sathienthirakul	33.998	4	6 Konstantin Tereschenko	1'37.926	1'37.926	4		
5	16 Yu Kanamaru	37.432	5 Damiano Fioravanti	26.336	2 John Simonyan	34.045	5	5 Damiano Fioravanti	1'37.972	1'38.303	7		
6	15 Tanart Sathienthirakul	37.466	1 Andres Saravia	26.397	16 Yu Kanamaru	34.059	6	15 Tanart Sathienthirakul	1'38.006	1'38.006	5		
7	1 Andres Saravia	37.479	37 Igor Walilko	26.413	21 Alessio Rovera	34.072	7	21 Alessio Rovera	1'38.074	1'38.714	13		
8	5 Damiano Fioravanti	37.514	2 John Simonyan	26.446	37 Igor Walilko	34.100	8	2 John Simonyan	1'38.103	1'38.245	6		
9	2 John Simonyan	37.612	8 Henrique Baptista	26.474	5 Damiano Fioravanti	34.122	9	37 Igor Walilko	1'38.170	1'38.377	8		
10	37 Igor Walilko	37.657	19 William Barbosa	26.505	19 William Barbosa	34.122	10	77 Leonardo Pulcini	1'38.248	1'38.480	9		
11	7 Diego Menchaca	37.669	15 Tanart Sathienthirakul	26.542	6 Konstantin Tereschenko	34.211	11	19 William Barbosa	1'38.306	1'38.581	12		
12	19 William Barbosa	37.679	77 Leonardo Pulcini	26.558	8 Henrique Baptista	34.235	12	8 Henrique Baptista	1'38.486	1'38.521	11		
13	77 Leonardo Pulcini	37.698	21 Alessio Rovera	26.663	18 Michael Dörrbecker	34.277	13	1 Andres Saravia	1'38.500	1'38.500	10		
14	4 Antoni Ptak	37.705	4 Antoni Ptak	26.751	4 Antoni Ptak	34.378	14	7 Diego Menchaca	1'38.826	1'38.867	14		
15	8 Henrique Baptista	37.777	7 Diego Menchaca	26.766	7 Diego Menchaca	34.391	15	4 Antoni Ptak	1'38.834	1'39.203	16		
16	18 Michael Dörrbecker	37.890	18 Michael Dörrbecker	26.782	17 Jose Manuel Vilalta	34.532	16	18 Michael Dörrbecker	1'38.949	1'38.949	15		
17	17 Jose Manuel Vilalta	38.259	17 Jose Manuel Vilalta	27.012	1 Andres Saravia	34.624	17	17 Jose Manuel Vilalta	1'39.803	1'39.803	17		
18	9 Ahmad Al Ghanem	38.417	9 Ahmad Al Ghanem	27.073	9 Ahmad Al Ghanem	34.744	18	9 Ahmad Al Ghanem	1'40.234	1'40.234	18		
19	20 Javier Cobian	38.570	20 Javier Cobian	27.364	27 Otto Sanchez	34.862	19	27 Otto Sanchez	1'40.912	1'41.250	20		
20	27 Otto Sanchez	38.614	27 Otto Sanchez	27.436	20 Javier Cobian	35.275	20	20 Javier Cobian	1'41.209	1'41.209	19		

### Qualifying - 1 MAXIMUM SPEED

Ord.	Nº	Entrant	Nat.	Driver	Nat.	Cat.	Cl.	F3 E	Chassis	Team	Km/h
1	3	RP Motorsport	ITA	Vitor Rodrigues Baptista	BRA			F3 E	Dallara F312	RP Motorsport	229.300
2	6	Campos Racing	ESP	Konstantin Tereschenko	RUS			F3 E	Dallara F312	Campos Racing	229.300
3	21	DAV Racing	ITA	Alessio Rovera	ITA	TR	1º	F3 E	Dallara F312	DAV Racing	228.330
4	37	RP Motorsport	ITA	Igor Walilko	POL	TR	2º	F3 E	Dallara F312	RP Motorsport	228.330
5	77	DAV Racing	ITA	Leonardo Pulcini	ITA	TR	3º	F3 E	Dallara F312	DAV Racing	228.330
6	5	RP Motorsport	ITA	Damiano Fioravanti	ITA			F3 E	Dallara F312	RP Motorsport	227.848
7	15	Motul Team West-Tec F3	GBR	Tanart Sathienthirakul	THA			F3 E	Dallara F312	Team West-Tec F3	227.369
8	4	RP Motorsport	ITA	Antoni Ptak	POL	TR	4º	F3 E	Dallara F312	RP Motorsport	226.891
9	16	RACE	ESP	Yu Kanamaru	JPN			F3 E	Dallara F312	EmiliodoVillota Motorsport	226.416
10	2	RP Motorsport	ITA	John Simonyan	RUS			F3 E	Dallara F312	MKTG	225.942
11	7	Campos Racing	ESP	Diego Menchaca	MEX	TR	5º	F3 E	Dallara F312	Campos Racing	225.942
12	9	Campos Racing	ESP	Ahmad Al Ghanem	KWT	TR	6º	F3 E	Dallara F312	Campos Racing	225.470
13	10	Motul Team West-Tec F3	GBR	Yarin Stern	ISR			F3 E	Dallara F312	Team West-Tec F3	225.470
14	18	RACE	ESP	Michael Dörrbecker	MEX			F3 E	Dallara F312	EmiliodoVillota Motorsport	225.470
15	19	BVM Racing	ITA	William Barbosa	COL			F3 E	Dallara F312	BVM Racing	225.470
16	1	RP Motorsport	ITA	Andres Saravia	GTM			F3 E	Dallara F312	RP Motorsport	225.000
17	8	Campos Racing	ESP	Henrique Baptista	BRA			F3 E	Dallara F312	Campos Racing	225.000
18	20	BVM Racing	ITA	Javier Cobian	ESP	TR	7º	F3 E	Dallara F312	BVM Racing	224.533
19	27	RACE	ESP	Otto Sanchez	ESP	TR	8º	F3 E	Dallara F312	EmiliodoVillota Motorsport	224.533
20	17	RACE	ESP	Jose Manuel Vilalta	MEX	TR	9º	F3 E	Dallara F312	EmiliodoVillota Motorsport	224.067