

Qualifying - 2 RESULTS

Ord.	Nº	Entrant	Nat.	Driver	Nat.	Cat.	Cla.	F3 E	Chassis	Team	Laps	Best	Time	Gap	Interval	Km/h
1	6	Campos Racing	ESP	Konstantin Tereschenko	RUS			F3 E	Dallara F312	Campos Racing	10	9	1'35.955			166.128
2	16	RACE	ESP	Yu Kanamaru	JPN			F3 E	Dallara F312	EmiliodoVillota Motorsport	11	10	1'36.297	0"342	0"342	165.538
3	10	Motul Team West-Tec F3	GBR	Yarin Stern	ISR			F3 E	Dallara F312	Team West-Tec F3	14	13	1'36.380	0"425	0"083	165.395
4	2	RP Motorsport	ITA	John Simonyan	RUS			F3 E	Dallara F312	MKTG	13	10	1'36.527	0"572	0"147	165.143
5	5	RP Motorsport	ITA	Damiano Fioravanti	ITA			F3 E	Dallara F312	RP Motorsport	11	10	1'36.564	0"609	0"037	165.080
6	1	RP Motorsport	ITA	Andres Saravia	GTM			F3 E	Dallara F312	RP Motorsport	12	9	1'36.649	0"694	0"085	164.935
7	7	Campos Racing	ESP	Diego Menchaca	MEX	TR	1º	F3 E	Dallara F312	Campos Racing	14	11	1'36.731	0"776	0"082	164.795
8	37	RP Motorsport	ITA	Igor Walilko	POL	TR	2º	F3 E	Dallara F312	RP Motorsport	11	9	1'36.768	0"813	0"037	164.732
9	21	DAV Racing	ITA	Alessio Rovera	ITA	TR	3º	F3 E	Dallara F312	DAV Racing	11	8	1'36.861	0"906	0"093	164.574
10	15	Motul Team West-Tec F3	GBR	Tanart Sathienthirakul	THA			F3 E	Dallara F312	Team West-Tec F3	11	8	1'36.915	0"960	0"054	164.482
11	3	RP Motorsport	ITA	Vitor Rodrigues Baptista	BRA			F3 E	Dallara F312	RP Motorsport	14	13	1'36.991	1"036	0"076	164.353
12	77	DAV Racing	ITA	Leonardo Pulcini	ITA	TR	4º	F3 E	Dallara F312	DAV Racing	11	9	1'37.250	1"295	0"259	163.916
13	9	Campos Racing	ESP	Ahmad Al Ghanem	KWT	TR	5º	F3 E	Dallara F312	Campos Racing	16	12	1'37.731	1"776	0"481	163.109
14	19	BVM Racing	ITA	William Barbosa	COL			F3 E	Dallara F312	BVM Racing	11	9	1'37.785	1"830	0"054	163.019
15	18	RACE	ESP	Michael Dörrbecker	MEX			F3 E	Dallara F312	EmiliodoVillota Motorsport	13	12	1'37.919	1"964	0"134	162.796
16	4	RP Motorsport	ITA	Antoni Ptak	POL	TR	6º	F3 E	Dallara F312	RP Motorsport	15	14	1'38.232	2"277	0"313	162.277
17	27	RACE	ESP	Otto Sanchez	ESP	TR	7º	F3 E	Dallara F312	EmiliodoVillota Motorsport	15	13	1'38.385	2"430	0"153	162.025
18	17	RACE	ESP	Jose Manuel Vilalta	MEX	TR	8º	F3 E	Dallara F312	EmiliodoVillota Motorsport	14	11	1'38.556	2"601	0"171	161.744
19	20	BVM Racing	ITA	Javier Cobian	ESP	TR	9º	F3 E	Dallara F312	BVM Racing	14	12	1'38.586	2"631	0"030	161.694
20	8	Campos Racing	ESP	Henrique Baptista	BRA			F3 E	Dallara F312	Campos Racing	4	2	2'00.966	25"011	22"380	131.779

Circuit of Jerez on April 12, 2015

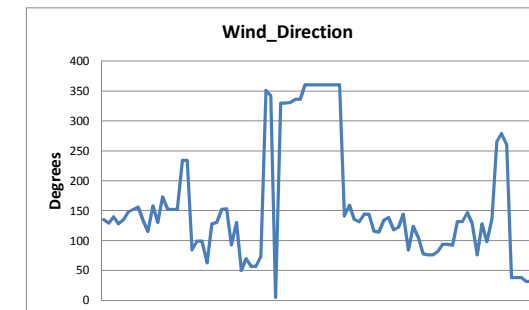
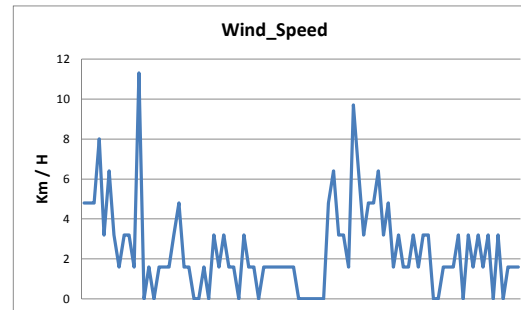
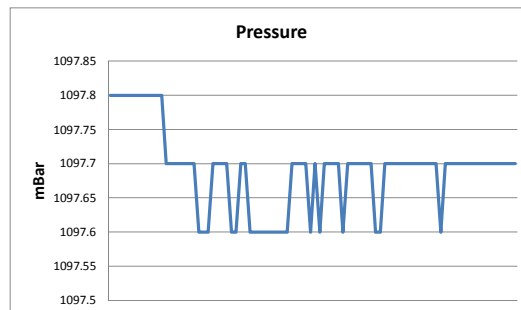
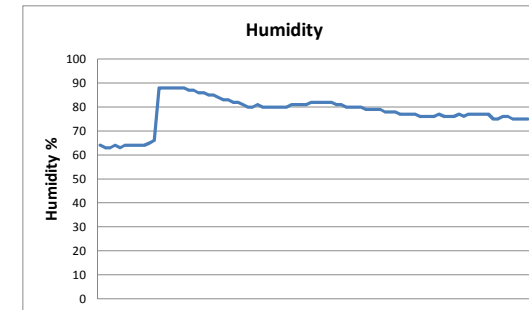
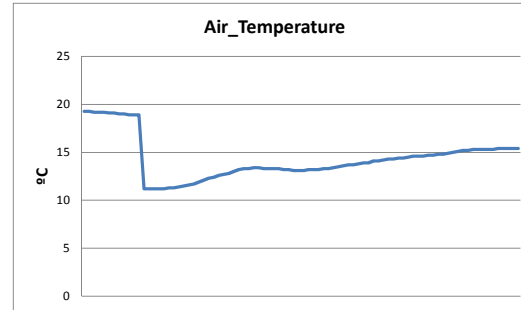
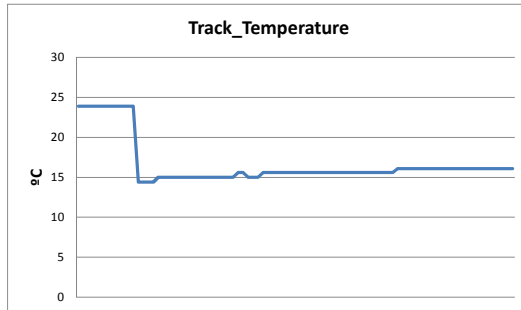
At 09:48

RACE DIRECTOR

TIMEKEEPER

WEATHER REPORT Qualifying - 2

Track Status



On April, 11 - 12
Circuit of Jerez

LAP ANALYSIS Qualifying - 2

Number	37			77		
	Lap Time	Partial	Speed	Lap Time	Partial	Speed
1ª - 1	0'50.327	0'50.327	175.610	0'49.949	0'49.949	213.018
1ª - 2	1'20.823	0'30.496		1'19.831	0'29.882	
1ª - 3	1'59.230	0'38.407		1'54.468	0'34.637	
2ª - 1	0'41.764	0'41.764	153.847	0'38.738	0'38.738	222.223
2ª - 2	1'15.024	0'33.260		1'05.953	0'27.215	
2ª - 3	1'49.838	0'34.814		1'39.415	0'33.462	
3ª - 1	0'38.209	0'38.209	223.603	0'38.282	0'38.282	224.533
3ª - 2	1'05.053	0'26.844		1'05.262	0'26.980	
3ª - 3	1'38.717	0'33.664		1'38.773	0'33.511	
4ª - 1	0'38.229	0'38.229	222.681	0'38.273	0'38.273	224.533
4ª - 2	1'05.050	0'26.821		1'05.244	0'26.971	
4ª - 3	1'38.930	0'33.880		1'39.033	0'33.789	
5ª - 1	0'38.443	0'38.443	223.603	0'38.505	0'38.505	223.141
5ª - 2	1'05.176	0'26.733		1'05.587	0'27.082	
5ª - 3	1'124.706	10'19.530	PIT	11'00.060	9'54.473	PIT
6ª - 1	0'59.680	0'59.680		0'46.491	0'46.491	166.925
6ª - 2	1'33.094	0'33.414		1'16.471	0'29.980	
6ª - 3	2'07.585	0'34.491		1'52.246	0'35.775	
7ª - 1	0'39.307	0'39.307	223.141	0'38.252	0'38.252	224.067
7ª - 2	1'06.444	0'27.137		1'04.655	0'26.403	
7ª - 3	1'40.034	0'33.590		1'37.437	0'32.782	
8ª - 1	0'37.323	0'37.323	226.416	0'37.871	0'37.871	226.891
8ª - 2	1'03.456	0'26.133		1'04.235	0'26.364	
8ª - 3	1'36.768	0'33.312		1'37.250	0'33.015	
9ª - 1	0'37.658	0'37.658	226.891	0'45.653	0'45.653	148.556
9ª - 2	1'03.988	0'26.330		1'19.610	0'33.957	
9ª - 3	1'37.173	0'33.185		1'56.799	0'37.189	
10ª - 1	0'37.744	0'37.744	225.470	0'38.031	0'38.031	225.942
10ª - 2	1'04.151	0'26.407		1'04.634	0'26.603	
10ª - 3	1'37.371	0'33.220		1'37.895	0'33.261	
11ª - 1	0'44.838	0'44.838	192.858	0'38.120	0'38.120	225.942
11ª - 2	1'17.037	0'32.199		1'04.654	0'26.534	
11ª - 3						
12ª - 1						
12ª - 2						
12ª - 3						
13ª - 1						
13ª - 2						
13ª - 3						
14ª - 1						
14ª - 2						
14ª - 3						
15ª - 1						
15ª - 2						
15ª - 3						

Ideal Lap	
0'37.323	0'37.323
1'03.456	0'26.133
1'36.641	0'33.185

Ideal Lap	
0'37.871	0'37.871
1'04.235	0'26.364
1'37.017	0'32.782

Ideal Best Lap	
0'37.286	0'37.286
1'03.361	0'26.075
1'35.682	0'32.321

Qualifying - 2 Sectors Results

Circuit of Jerez
On April, 11 - 12

Sector - 1			Sector - 2			Sector - 3			Ideal Lap vs Best Lap			
Ord.	Nº Driver	Time	Nº Driver	Time	Nº Driver	Time	Ord.	Nº Driver	Ideal Lap	Best Lap	Ord.	
1	3 Vitor Rodrigues Baptista	37.286	16 Yu Kanamaru	26.075	6 Konstantin Tereschenko	32.321	1	6 Konstantin Tereschenko	1'35.798	1'35.955	1	
2	37 Igor Walilko	37.323	6 Konstantin Tereschenko	26.089	2 John Simonyan	32.567	2	10 Yarin Stern	1'36.221	1'36.380	3	
3	10 Yarin Stern	37.378	37 Igor Walilko	26.133	10 Yarin Stern	32.626	3	16 Yu Kanamaru	1'36.297	1'36.297	2	
4	6 Konstantin Tereschenko	37.388	21 Alessio Rovera	26.161	7 Diego Menchaca	32.628	4	2 John Simonyan	1'36.301	1'36.527	4	
5	2 John Simonyan	37.415	1 Andres Saravia	26.191	16 Yu Kanamaru	32.692	5	5 Damiano Fioravanti	1'36.564	1'36.564	5	
6	7 Diego Menchaca	37.457	10 Yarin Stern	26.217	5 Damiano Fioravanti	32.702	6	7 Diego Menchaca	1'36.574	1'36.731	7	
7	15 Tanart Sathienthirakul	37.491	5 Damiano Fioravanti	26.318	77 Leonardo Pulcini	32.782	7	37 Igor Walilko	1'36.641	1'36.768	8	
8	1 Andres Saravia	37.522	2 John Simonyan	26.319	1 Andres Saravia	32.936	8	1 Andres Saravia	1'36.649	1'36.649	6	
9	16 Yu Kanamaru	37.530	3 Vitor Rodrigues Baptista	26.360	15 Tanart Sathienthirakul	32.940	9	3 Vitor Rodrigues Baptista	1'36.766	1'36.991	11	
10	5 Damiano Fioravanti	37.544	77 Leonardo Pulcini	26.364	9 Ahmad Al Ghanem	32.964	10	15 Tanart Sathienthirakul	1'36.796	1'36.915	10	
11	18 Michael Dörrbecker	37.606	15 Tanart Sathienthirakul	26.365	19 William Barbosa	32.980	11	21 Alessio Rovera	1'36.861	1'36.861	9	
12	21 Alessio Rovera	37.718	7 Diego Menchaca	26.489	21 Alessio Rovera	32.982	12	77 Leonardo Pulcini	1'37.017	1'37.250	12	
13	77 Leonardo Pulcini	37.871	18 Michael Dörrbecker	26.508	3 Vitor Rodrigues Baptista	33.120	13	18 Michael Dörrbecker	1'37.275	1'37.919	15	
14	9 Ahmad Al Ghanem	37.960	4 Antoni Ptak	26.522	18 Michael Dörrbecker	33.161	14	9 Ahmad Al Ghanem	1'37.483	1'37.731	13	
15	19 William Barbosa	37.982	9 Ahmad Al Ghanem	26.559	37 Igor Walilko	33.185	15	19 William Barbosa	1'37.611	1'37.785	14	
16	4 Antoni Ptak	38.060	19 William Barbosa	26.649	27 Otto Sanchez	33.298	16	4 Antoni Ptak	1'38.040	1'38.232	16	
17	20 Javier Cobian	38.166	17 Jose Manuel Vilalta	26.707	20 Javier Cobian	33.350	17	27 Otto Sanchez	1'38.296	1'38.385	17	
18	17 Jose Manuel Vilalta	38.186	27 Otto Sanchez	26.810	4 Antoni Ptak	33.458	18	20 Javier Cobian	1'38.342	1'38.586	19	
19	27 Otto Sanchez	38.188	20 Javier Cobian	26.826	17 Jose Manuel Vilalta	33.593	19	17 Jose Manuel Vilalta	1'38.486	1'38.556	18	
20	8 Henrique Baptista	42.105	8 Henrique Baptista	29.642	8 Henrique Baptista	36.439	20	8 Henrique Baptista	1'48.186	2'00.966	20	

Qualifying - 2 MAXIMUM SPEED

Ord.	Nº	Entrant	Nat.	Driver	Nat.	Cat.	Cl.	F3 E	Chassis	Team	Km/h
1	27	RACE	ESP	Otto Sanchez	ESP	TR	1º	F3 E	Dallara F312	EmiliodoVillota Motorsport	229.300
2	3	RP Motorsport	ITA	Vitor Rodrigues Baptista	BRA			F3 E	Dallara F312	RP Motorsport	228.814
3	6	Campos Racing	ESP	Konstantin Tereschenko	RUS			F3 E	Dallara F312	Campos Racing	227.849
4	1	RP Motorsport	ITA	Andres Saravia	GTM			F3 E	Dallara F312	RP Motorsport	226.891
5	5	RP Motorsport	ITA	Damiano Fioravanti	ITA			F3 E	Dallara F312	RP Motorsport	226.891
6	7	Campos Racing	ESP	Diego Menchaca	MEX	TR	2º	F3 E	Dallara F312	Campos Racing	226.891
7	37	RP Motorsport	ITA	Igor Walilko	POL	TR	3º	F3 E	Dallara F312	RP Motorsport	226.891
8	77	DAV Racing	ITA	Leonardo Pulcini	ITA	TR	4º	F3 E	Dallara F312	DAV Racing	226.891
9	15	Motul Team West-Tec F3	GBR	Tanart Sathienthirakul	THA			F3 E	Dallara F312	Team West-Tec F3	226.416
10	4	RP Motorsport	ITA	Antoni Ptak	POL	TR	5º	F3 E	Dallara F312	RP Motorsport	225.942
11	18	RACE	ESP	Michael Dörrbecker	MEX			F3 E	Dallara F312	EmiliodoVillota Motorsport	225.942
12	9	Campos Racing	ESP	Ahmad Al Ghanem	KWT	TR	6º	F3 E	Dallara F312	Campos Racing	225.470
13	2	RP Motorsport	ITA	John Simonyan	RUS			F3 E	Dallara F312	MKTG	224.533
14	10	Motul Team West-Tec F3	GBR	Yarin Stern	ISR			F3 E	Dallara F312	Team West-Tec F3	224.533
15	16	RACE	ESP	Yu Kanamaru	JPN			F3 E	Dallara F312	EmiliodoVillota Motorsport	224.533
16	17	RACE	ESP	Jose Manuel Vilalta	MEX	TR	7º	F3 E	Dallara F312	EmiliodoVillota Motorsport	224.533
17	21	DAV Racing	ITA	Alessio Rovera	ITA	TR	8º	F3 E	Dallara F312	DAV Racing	224.533
18	20	BVM Racing	ITA	Javier Cobian	ESP	TR	9º	F3 E	Dallara F312	BVM Racing	224.067
19	19	BVM Racing	ITA	William Barbosa	COL			F3 E	Dallara F312	BVM Racing	222.681
20	8	Campos Racing	ESP	Henrique Baptista	BRA			F3 E	Dallara F312	Campos Racing	212.599