

RACE - 1 CLASSIFICATION

Clas.	Nº	Entrant	Nat.	Driver	Nat.	Cat.	Clas.	F3 E	Chassis	Team	Laps	Total Time	Km/h.	Gap	Best	Time	Km/h.
1	21	DAV Racing	ITA	Alessio Rovera	ITA	TR	1º	F3 E	Dallara F312	DAV Racing	19	35'44.453	141.237		9	1'39.650	159.968
2	3	RP Motorsport	ITA	Vitor Rodrigues Baptista	BRA			F3 E	Dallara F312	RP Motorsport	19	35'51.926	140.747	7"473	11	1'39.354	160.445
3	15	Motul Team West-Tec F3	GBR	Tanart Sathienthirakul	THA			F3 E	Dallara F312	Team West-Tec F3	19	35'56.159	140.470	11"706	10	1'40.032	159.358
4	16	RACE	ESP	Yu Kanamaru	JPN			F3 E	Dallara F312	EmiliodoVillota Motorsport	19	36'01.423	140.128	16"970	16	1'40.293	158.943
5	19	BVM Racing	ITA	William Barbosa	COL			F3 E	Dallara F312	BVM Racing	19	36'01.596	140.117	17"143	10	1'39.930	159.520
6	6	Campos Racing	ESP	Konstantin Tereschenko	RUS			F3 E	Dallara F312	Campos Racing	19	36'02.592	140.052	18"139	10	1'39.656	159.959
7	5	RP Motorsport	ITA	Damiano Fioravanti	ITA			F3 E	Dallara F312	RP Motorsport	19	36'04.452	139.932	19"999	10	1'40.322	158.897
8	7	Campos Racing	ESP	Diego Menchaca	MEX	TR	2º	F3 E	Dallara F312	Campos Racing	19	36'08.014	139.702	23"561	10	1'40.097	159.254
9	9	Campos Racing	ESP	Ahmad Al Ghanem	KWT	TR	3º	F3 E	Dallara F312	Campos Racing	19	36'08.841	139.649	24"388	14	1'41.040	157.768
10	18	RACE	ESP	Michael Dörrbecker	MEX			F3 E	Dallara F312	EmiliodoVillota Motorsport	19	36'09.666	139.596	25"213	10	1'40.276	158.970
11	20	BVM Racing	ITA	Javier Cobian	ESP	TR	4º	F3 E	Dallara F312	BVM Racing	19	36'23.448	138.715	38"995	12	1'41.822	156.556
12	4	RP Motorsport	ITA	Antoni Ptak	POL	TR	5º	F3 E	Dallara F312	RP Motorsport	19	37'03.139	136.238	1'18"686	12	1'40.514	158.593
13	27	RACE	ESP	Otto Sanchez	ESP	TR	6º	F3 E	Dallara F312	EmiliodoVillota Motorsport	18	35'59.498	132.871	1 Vta.	11	1'49.353	145.774
14	2	RP Motorsport	ITA	John Simonyan	RUS			F3 E	Dallara F312	MKTG	16	32'29.806	130.810	3 Vta.	14	1'40.035	159.353
		NOT CLASSIFIED															
15	1	RP Motorsport	ITA	Andres Saravia	GTM			F3 E	Dallara F312	RP Motorsport	13	25'59.224	132.907	6 Vta.	10	1'40.242	159.024
16	77	DAV Racing	ITA	Leonardo Pulcini	ITA	TR	7º	F3 E	Dallara F312	DAV Racing	12	24'13.623	131.596	7 Vta.	10	1'40.788	158.162
17	10	Motul Team West-Tec F3	GBR	Yarin Stern	ISR			F3 E	Dallara F312	Team West-Tec F3	8	17'25.849	121.936	11 Vta.	8	1'41.972	156.326
18	17	RACE	ESP	Jose Manuel Vilalta	MEX	TR	8º	F3 E	Dallara F312	EmiliodoVillota Motorsport	2	03'57.252	134.379	17 Vta.	2	1'54.824	138.829
19	37	RP Motorsport	ITA	Igor Walilko	POL	TR	9º	F3 E	Dallara F312	RP Motorsport	1	01'58.533	134.485	18 Vta.	1	1'58.533	134.485
20	8	Campos Racing	ESP	Henrique Baptista	BRA			F3 E	Dallara F312	Campos Racing	1	02'03.477	129.100	18 Vta.	1	2'03.477	129.100

Fastest lap Vitor Rodrigues Baptista 1'39.354 160.445 Km/h.

Circuit of Jerez on April 11, 2015

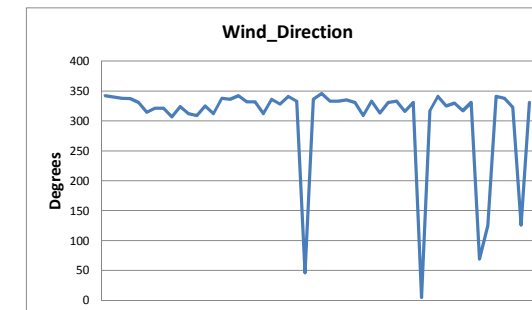
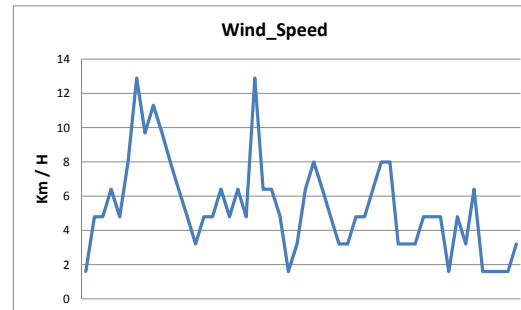
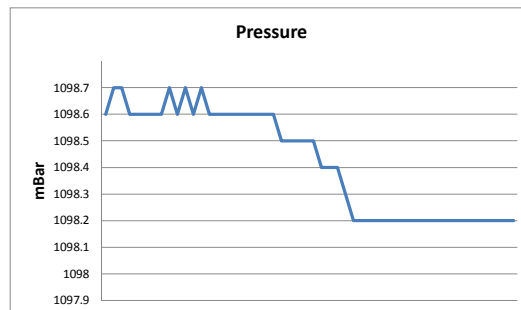
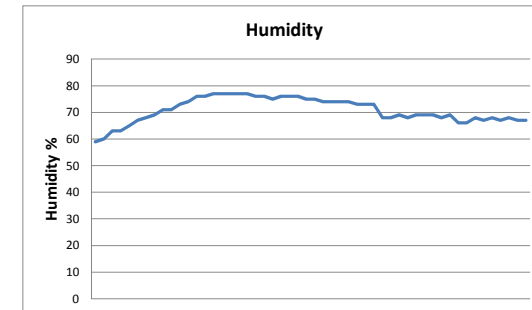
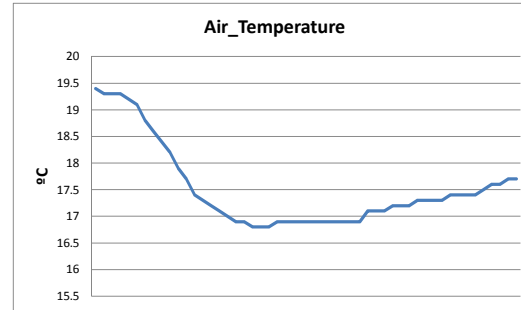
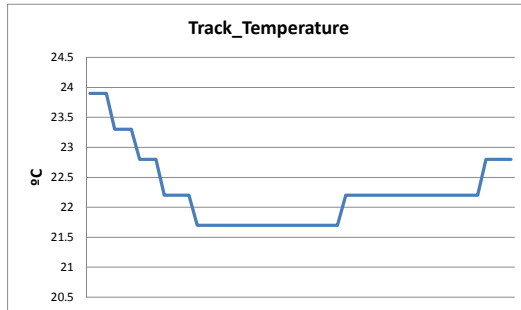
At 15:36

RACE DIRECTOR

TIMEKEEPER

WEATHER REPORT RACE - 1

Track Status **WET**



On April, 11 - 12
Circuit of Jerez

LAP ANALYSIS RACE - 1

Number	37			77		
	Lap Time	Partial	Speed	Lap Time	Partial	Speed
1ª - 1	0'49.599	0'49.599	223.603	0'50.930	0'50.930	218.182
1ª - 2	1'19.468	0'29.869		1'21.953	0'31.023	
1ª - 3	1'58.533	0'39.065		2'01.181	0'39.228	
2ª - 1	0'41.688	0'41.688	224.533	0'43.299	0'43.299	213.439
2ª - 2				1'14.180	0'30.881	
2ª - 3				1'54.380	0'40.200	
3ª - 1				0'43.876	0'43.876	212.181
3ª - 2				1'15.659	0'31.783	
3ª - 3				1'56.339	0'40.680	
4ª - 1				1'05.160	1'05.160	193.203
4ª - 2				1'39.111	0'33.951	
4ª - 3				2'21.403	0'42.292	
5ª - 1				0'47.457	0'47.457	214.712
5ª - 2				1'20.393	0'32.936	
5ª - 3				3'13.113	1'52.720	PIT
6ª - 1				0'44.677	0'44.677	209.303
6ª - 2				1'14.872	0'30.195	
6ª - 3				1'52.023	0'37.151	
7ª - 1				0'59.565	0'59.565	
7ª - 2				1'41.691	0'42.126	
7ª - 3				2'27.451	0'45.760	
8ª - 1				0'39.324	0'39.324	225.001
8ª - 2				1'07.188	0'27.864	
8ª - 3				1'42.606	0'35.418	
9ª - 1				0'38.886	0'38.886	225.470
9ª - 2				1'06.472	0'27.586	
9ª - 3				1'41.121	0'34.649	
10ª - 1				0'38.514	0'38.514	224.067
10ª - 2				1'05.686	0'27.172	
10ª - 3				1'40.788	0'35.102	
11ª - 1				0'38.917	0'38.917	224.533
11ª - 2				1'06.817	0'27.900	
11ª - 3				1'41.890	0'35.073	
12ª - 1				0'39.256	0'39.256	219.067
12ª - 2				1'06.674	0'27.418	
12ª - 3				1'41.328	0'34.654	
13ª - 1				0'38.748	0'38.748	220.409
13ª - 2						
13ª - 3						
14ª - 1						
14ª - 2						
14ª - 3						
15ª - 1						
15ª - 2						
15ª - 3						
16ª - 1						
16ª - 2						
16ª - 3						
17ª - 1						
17ª - 2						
17ª - 3						
18ª - 1						
18ª - 2						
18ª - 3						
19ª - 1						
19ª - 2						
19ª - 3						

Ideal Lap	
0'41.688	0'41.688
1'11.557	0'29.869
1'50.622	0'39.065

Ideal Lap	
0'38.514	0'38.514
1'05.686	0'27.172
1'40.335	0'34.649

Ideal Best Lap	
0'38.090	0'38.090
1'04.964	0'26.874
1'38.794	0'33.830

RACE - 1 Sectors Results

Circuit of Jerez
On April, 11 - 12

Sector - 1				Sector - 2				Sector - 3				Ideal Lap vs Best Lap			
Ord.	Nº	Driver	Time	Nº	Driver	Time	Nº	Driver	Time	Ord.	Nº	Driver	Ideal Lap	Best Lap	Ord.
1	6	Konstantin Tereschenko	38.090	3	Vitor Rodrigues Baptista	26.874	2	John Simonyan	33.830	1	3	Vitor Rodrigues Baptista	1'38.983	1'39.354	1
2	3	Vitor Rodrigues Baptista	38.190	21	Alessio Rovera	26.951	3	Vitor Rodrigues Baptista	33.919	2	21	Alessio Rovera	1'39.420	1'39.650	2
3	21	Alessio Rovera	38.307	2	John Simonyan	27.065	6	Konstantin Tereschenko	34.042	3	6	Konstantin Tereschenko	1'39.455	1'39.656	3
4	18	Michael Dörrbecker	38.372	7	Diego Menchaca	27.086	9	Ahmad Al Ghanem	34.078	4	2	John Simonyan	1'39.539	1'40.035	6
5	19	William Barbosa	38.398	16	Yu Kanamaru	27.164	16	Yu Kanamaru	34.083	5	19	William Barbosa	1'39.876	1'39.930	4
6	7	Diego Menchaca	38.443	77	Leonardo Pulcini	27.172	19	William Barbosa	34.151	6	16	Yu Kanamaru	1'39.914	1'40.293	10
7	77	Leonardo Pulcini	38.514	4	Antoni Ptak	27.297	21	Alessio Rovera	34.162	7	7	Diego Menchaca	1'39.942	1'40.097	7
8	4	Antoni Ptak	38.557	1	Andres Saravia	27.300	4	Antoni Ptak	34.238	8	4	Antoni Ptak	1'40.092	1'40.514	12
9	5	Damiano Fioravanti	38.595	10	Yarin Stern	27.305	5	Damiano Fioravanti	34.259	9	18	Michael Dörrbecker	1'40.120	1'40.276	9
10	1	Andres Saravia	38.638	5	Damiano Fioravanti	27.315	15	Tanart Sathienthirakul	34.293	10	5	Damiano Fioravanti	1'40.169	1'40.322	11
11	2	John Simonyan	38.644	6	Konstantin Tereschenko	27.323	1	Andres Saravia	34.304	11	1	Andres Saravia	1'40.242	1'40.242	8
12	16	Yu Kanamaru	38.667	19	William Barbosa	27.327	18	Michael Dörrbecker	34.356	12	77	Leonardo Pulcini	1'40.335	1'40.788	13
13	9	Ahmad Al Ghanem	39.030	18	Michael Dörrbecker	27.392	7	Diego Menchaca	34.413	13	9	Ahmad Al Ghanem	1'40.661	1'41.040	14
14	15	Tanart Sathienthirakul	39.071	9	Ahmad Al Ghanem	27.553	77	Leonardo Pulcini	34.649	14	20	Javier Cobian	1'41.771	1'41.822	15
15	20	Javier Cobian	39.181	20	Javier Cobian	27.812	20	Javier Cobian	34.778	15	10	Yarin Stern	1'41.972	1'41.972	16
16	10	Yarin Stern	39.797	15	Tanart Sathienthirakul	29.306	10	Yarin Stern	34.870	16	15	Tanart Sathienthirakul	1'42.670	1'40.032	5
17	37	Igor Walilko	41.688	27	Otto Sanchez	29.821	27	Otto Sanchez	37.333	17	27	Otto Sanchez	1'49.013	1'49.353	17
18	27	Otto Sanchez	41.859	37	Igor Walilko	29.869	37	Igor Walilko	39.065	18	37	Igor Walilko	1'50.622	1'58.533	19
19	17	Jose Manuel Vilalta	43.076	17	Jose Manuel Vilalta	30.736	8	Henrique Baptista	39.441	19	17	Jose Manuel Vilalta	1'53.833	1'54.824	18
20	8	Henrique Baptista	53.163	8	Henrique Baptista	30.873	17	Jose Manuel Vilalta	40.021	20	8	Henrique Baptista	2'03.477	2'03.477	20

RACE - 1 MAXIMUM SPEED

Ord.	Nº	Entrant	Nat.	Driver	Nat.	Cat.	Cla.	F3 E	Chassis	Team	Km/h
1	6	Campos Racing	ESP	Konstantin Tereschenko	RUS			F3 E	Dallara F312	Campos Racing	230.278
2	9	Campos Racing	ESP	Ahmad Al Ghanem	KWT	TR	1º	F3 E	Dallara F312	Campos Racing	228.814
3	1	RP Motorsport	ITA	Andres Saravia	GTM			F3 E	Dallara F312	RP Motorsport	228.330
4	18	RACE	ESP	Michael Dörrbecker	MEX			F3 E	Dallara F312	EmiliodoVillota Motorsport	228.330
5	5	RP Motorsport	ITA	Damiano Fioravanti	ITA			F3 E	Dallara F312	RP Motorsport	227.849
6	21	DAV Racing	ITA	Alessio Rovera	ITA	TR	2º	F3 E	Dallara F312	DAV Racing	227.369
7	3	RP Motorsport	ITA	Vitor Rodrigues Baptista	BRA			F3 E	Dallara F312	RP Motorsport	226.416
8	19	BVM Racing	ITA	William Barbosa	COL			F3 E	Dallara F312	BVM Racing	226.416
9	10	Motul Team West-Tec F3	GBR	Yarin Stern	ISR			F3 E	Dallara F312	Team West-Tec F3	225.942
10	16	RACE	ESP	Yu Kanamaru	JPN			F3 E	Dallara F312	EmiliodoVillota Motorsport	225.942
11	7	Campos Racing	ESP	Diego Menchaca	MEX	TR	3º	F3 E	Dallara F312	Campos Racing	225.470
12	77	DAV Racing	ITA	Leonardo Pulcini	ITA	TR	4º	F3 E	Dallara F312	DAV Racing	225.470
13	2	RP Motorsport	ITA	John Simonyan	RUS			F3 E	Dallara F312	MKTG	224.533
14	37	RP Motorsport	ITA	Igor Walilko	POL	TR	5º	F3 E	Dallara F312	RP Motorsport	224.533
15	4	RP Motorsport	ITA	Antoni Ptak	POL	TR	6º	F3 E	Dallara F312	RP Motorsport	222.681
16	15	Motul Team West-Tec F3	GBR	Tanart Sathienthirakul	THA			F3 E	Dallara F312	Team West-Tec F3	222.223
17	20	BVM Racing	ITA	Javier Cobian	ESP	TR	7º	F3 E	Dallara F312	BVM Racing	222.223
18	27	RACE	ESP	Otto Sanchez	ESP	TR	8º	F3 E	Dallara F312	EmiliodoVillota Motorsport	220.409
19	8	Campos Racing	ESP	Henrique Baptista	BRA			F3 E	Dallara F312	Campos Racing	217.742
20	17	RACE	ESP	Jose Manuel Vilalta	MEX	TR	9º	F3 E	Dallara F312	EmiliodoVillota Motorsport	216.001

LAP CHART RACE - 1

On April, 11 - 12
Circuit of Jerez

Order	Start	GAP / LT	1ª	GAP / LT	2ª	GAP / LT	3ª	GAP / LT	4ª	GAP / LT	5ª	GAP / LT	6ª	GAP / LT	7ª	GAP / LT	8ª	GAP / LT	9ª	GAP / LT	10ª	GAP / LT	11ª	GAP / LT	12ª	GAP / LT	13ª	GAP / LT	14ª	GAP / LT	15ª	GAP / LT	16ª	GAP / LT		
1º	10	1'37.483	3	1:55.519	15	1:47.363	15	1:46.763	15	1:48.937	15	2:17.09	15	3:17.28	15	2:44.537	15	1:40.848	15	1:40.043	15	1:40.032	15	1:40.529	15	1:41.159	21	1:39.876	21	1:40.131	21	1:40.297	21	1:40.376		
2º	3	0'035 1'37.518	15	0:823 1:56.342	3	2:620 1:50.806	21	2:528 1:44.857	21	1:44.5	21	0:756 2:16.401	21	0:821 3:17.345	21	0:218 2:43.934	21	0:991 1:41.621	21	0:598 1:39.65	21	0:494 1:39.928	21	0:538 1:40.573	21	0:085 1:40.706	15	1:788 1:41.749	15	3:941 1:41.394	15	3:941 1:41.187	15	5:128 1:41.563		
3º	16	0'313 1'37.796	6	1:763 1:57.282	6	4:395 1:50.818	7	6:212 1:45.723	7	8:338 1:51.063	7	2:567 2:11.319	7	2:583 3:17.296	7	0:760 2:42.714	7	1:443 1:41.531	7	1:743 1:40.343	7	1:808 1:40.097	7	1:487 1:40.208	7	1:142 1:40.814	7	2:641 1:41.46	7	4:752 1:41.127	7	4:752 1:41.412	3	6:160 1:41.45		
4º	6	0'443 1'37.926	2	2:217 1:57.736	21	4:434 1:49.095	19	6:674 1:45.869	19	8:694 1:50.957	19	3:242 2:11.638	19	3:285 3:17.323	19	1:037 2:42.289	19	1:917 1:41.728	19	2:248 1:40.374	19	2:146 1:39.93	19	3:351 1:41.734	19	2:235 1:40.043	19	3:278 1:41.004	3	4:152 1:39.802	3	5:086 1:41.231	7	6:393 1:42.017		
5º	15	0'523 1'38.006	10	2:914 1:58.433	7	7:252 1:51.798	6	9:325 1:51.693	2	19:008 1:55.152	2	4:990 2:03.072	2	3:832 3:16.122	2	2:103 2:42.808	9	5:875 1:44.439	9	7:852 1:42.02	3	7:495 1:39.432	3	6:320 1:39.354	3	4:582 1:39.421	3	4:481 1:39.86	19	5:771 1:42.624	19	7:416 1:41.942	19	10:250 1:43.21		
6º	2	0'762 1'38.245	37	3:014 1:58.533	19	7:568 1:50.331	2	12:793 1:51.865	9	53:080 2:27.889	9	36:401 2:00.411	9	5:348 2:46.227	9	2:284 2:41.473	16	6:241 1:41.668	3	8:095 1:40.755	9	9:797 1:41.977	9	12:165 1:42.897	77	12:700 1:41.328	5	14:637 1:41.019	16	15:281 1:40.546	16	15:376 1:40.392	16	15:293 1:40.293		
7º	5	0'820 1'38.303	21	3:525 1:59.044	2	7:691 1:53.66	9	14:128 1:48.958	1	53:485 2:25.681	20	37:937 1:59.598	20	6:024 2:45.367	20	2:993 2:41.506	10	6:689 1:41.972	16	8:586 1:42.388	16	10:210 1:41.656	77	12:531 1:41.89	5	13:579 1:41.641	16	14:866 1:40.729	5	16:288 1:41.782	6	17:451 1:41.114	6	17:847 1:40.772		
8º	37	0'894 1'38.377	7	3:640 1:59.159	1	11:005 1:52.126	1	16:741 1:52.499	77	53:898 2:21.403	4	39:201 2:00.084	4	6:781 2:44.86	27	5:372 2:41.57	3	7:393 1:42.538	77	10:414 1:41.121	77	11:170 1:40.788	16	12:562 1:42.881	16	14:098 1:42.695	6	16:109 1:41.074	6	16:634 1:41.074	5	18:541 1:42.55	5	19:243 1:41.078		
9º	77	0'997 1'38.480	19	5:423 2:00.942	77	11:856 1:54.38	77	21:432 1:56.339	20	55:429 2:22.27	18	39:984 1:59.423	27	8:339 2:43.641	16	5:421 2:40.782	5	9:138 1:43.506	5	10:983 1:41.888	5	11:273 1:40.322	5	13:097 1:42.353	6	14:996 1:42.947	9	18:211 1:42.785	9	19:120 1:41.04	9	20:581 1:41.758	9	21:745 1:41.54		
10º	1	1'017 1'38.500	77	5:662 2:01.181	9	11:933 1:52.018	20	22:096 1:53.257	4	56:207 2:22.683	27	41:978 1:59.841	16	9:176 2:44.002	10	5:565 2:40.173	77	9:336 1:42.606	1	11:799 1:41.831	1	12:009 1:40.242	6	13:208 1:41.421	9	15:387 1:44.381	1	18:340 1:42.64	18	20:494 1:42.174	18	21:852 1:41.655	18	23:183 1:41.707		
11º	8	1'038 1'38.521	17	6:909 2:02.426	5	12:991 1:51.488	4	22:461 1:54.356	18	57:651 2:23.115	16	42:454 1:59.943	10	9:929 2:44.392	3	5:693 2:39.411	20	9:610 1:47.465	6	12:692 1:41.101	6	12:316 1:39.656	1	14:027 1:42.547	1	15:661 1:42.793	18	18:451 1:41.855	20	24:601 1:42.413	20	26:717 1:42.413	20	28:818 1:42.477		
12º	19	1'098 1'38.581	1	7:065 2:02.584	17	13:547 1:54.824	18	23:473 1:55.22	27	59:227 2:23.321	10	42:817 1:59.6	3	10:819 2:44.305	6	5:904 2:38.383	1	10:011 1:43.77	18	14:385 1:43.106	18	14:629 1:40.276	18	14:831 1:40.731	18	16:557 1:42.885	20	22:306 1:42.197	4	1:11.155 1:43.363	4	1:13.590 1:42.732	4	1:14.870 1:41.656		
13º	21	1'231 1'38.714	8	7:958 2:03.477	4	14:868 1:55.091	27	24:843 1:54.18	16	59:601 2:02.547	3	43:794 1:58.498	6	6:480 2:43.441	5	11:322 2:37.945	18	11:322 1:43.834	20	15:323 1:45.756	20	17:952 1:42.661	20	19:407 1:41.984	20	20:070 1:41.822	4	1:07.923 1:48.301	27	1:18.843 1:50.213	27	1:28.711 1:50.165	27	1:38.019 1:49.684		
14º	7	1'384 1'38.867	4	7:963 2:03.482	18	15:016 1:53.29	16	45:991 1:44.219	10	1:00.307 1:58.6	6	45:897 1:45.491	5	13:072 2:38.976	1	7:089 2:36.24	6	11:634 1:46.578	27	26:524 1:50.088	27	36:704 1:50.212	27	45:528 1:49.353	27	53:968 1:49.599	27	1:08.761 1:54.754	2	1 vta. 1:40.035	2	1 vta. 1:41.903	2	1 vta. 1:40.783		
15º	4	1'720 1'39.203	9	8:101 2:03.62	20	15:602 1:52.775	10	50:644 1:47.761	3	1:02.386 1:53.418	5	51:376 1:42.158	1	15:386 2:17.586	77	7:578 2:27.451	27	16:479 1:51.955	4	58:908 1:41.213	4	1:00.109 1:41.233	4	1:00.228 1:40.648	4	59:583 1:40.514	2	1 vta. 1:40.589								
16º	17	2'320 1'39.803	5	9:689 2:05.208	27	17:426 1:52.935	3	57:905 2:42.048	6	1:17.496 2:57.108	1	1:15.080 2:38.685	77	24:664 1:52.023	18	8:336 2:18.157	2	24:518 2:03.263	2	1:39.191 2:54.716	2	1 vta. 1:47.153	2	1 vta. 1:40.759	2	1 vta. 1:40.19										
17º	20	3'726 1:41.209	18	9:912 2:05.431	16	48:535 1:49.993	5	1:17.689 2:51.461	5	1:26.308 1:57.556	77	1:49.921 3:13.113	18	34:716 3:12.012	4	49:769 3:27.525	4	57:738 1:48.817																		
18º	27	3'843 1:41.326	20	11:013 2:06.532	10	49:646 2:34.916																														
19º	18	1'466 1'38.949	27	12:677 2:08.196																																
20º	9	2'751 1:40.234	16	46:728 2:42.247																																

LAP CHART RACE - 1

Order	17ª	GAP / LT	18ª	GAP / LT	19ª	GAP / LT
1º	21	1'40.44	21	1'41.535	21	1'40.79
2º	15	6.037 1'41.349	3	7.097 1'41.964	3	7.473 1'41.166
3º	3	6.668 1'40.948	15	7.657 1'43.155	15	11.706 1'44.839
4º	7	7.453 1'41.5	7	13.619 1'47.701	16	16.970 1'42.844
5º	19	12.762 1'42.952	19	14.541 1'43.314	19	17.143 1'43.392
6º	16	15.190 1'40.337	16	14.916 1'41.261	6	18.139 1'41.418
7º	6	17.951 1'40.544	6	17.511 1'41.095	5	19.999 1'41.65
8º	5	19.552 1'40.749	5	19.139 1'41.122	7	23.561 1'50.732
9º	9	22.892 1'41.587	9	23.280 1'41.923	9	24.388 1'41.898
10º	18	24.034 1'41.291	18	24.196 1'41.697	18	25.213 1'41.807
11º	20	31.627 1'43.249	20	34.072 1'43.98	20	38.995 1'45.713
12º	4	1'17.819 1'43.389	4	1'17.637 1'41.353	4	1'18.686 1'41.839
13º	27	1 vta. 1'49.557	27	1 vta. 1'50.234		
14º						
15º						
16º						
17º						
18º						
19º						
20º						

RACE - 1 GRAPHIC LAP CHART

