

Autodromo di Monza

On October 03 - 04

Qualifying - 1 RESULTS

Ord.	Nº	Entrant	Nat.	Driver	Nat.	Cat.	Cla.	Chassis	Team	Laps	Best	Time	Gap	Interval	Km/h
1	16	RACE	ESP	Yu Kanamaru	JPN			Dallara F312	E. de Villota Motorsport	15	14	2'02.092			170.812
2	3	RP Motorsport	ITA	Vitor Baptista	BRA			Dallara F312	RP Motorsport	14	13	2'02.178	0"086	0"086	170.692
3	6	Campos Racing	ESP	Konstantin Tereschenko	RUS			Dallara F312	Campos Racing	16	14	2'02.375	0"283	0"197	170.417
4	5	RP Motorsport	ITA	Damiano Fioravanti	ITA			Dallara F312	RP Motorsport	15	7	2'02.610	0"518	0"235	170.091
5	7	Campos Racing	ESP	Diego Menchaca	MEX	R	1º	Dallara F312	Campos Racing	15	13	2'02.668	0"576	0"058	170.010
6	15	Motul Team West-Tec F3	GBR	Tanart Sathienthirakul	THA			Dallara F312	Team West-Tec F3	15	5	2'02.885	0"793	0"217	169.710
7	21	DAV Racing	ITA	Alessio Rovera	ITA	R	2º	Dallara F312	DAV Racing	14	13	2'02.897	0"805	0"012	169.693
8	10	Motul Team West-Tec F3	GBR	Yarin Stern	ISR			Dallara F312	Team West-Tec F3	15	11	2'02.937	0"845	0"040	169.638
9	77	DAV Racing	ITA	Leonardo Pulcini	ITA	R	3º	Dallara F312	DAV Racing	13	12	2'02.954	0"862	0"017	169.615
10	2	RP Motorsport	ITA	Kantadhee Kusiri	THA	R	4º	Dallara F312	MKTG	15	14	2'03.133	1"041	0"179	169.368
11	37	RP Motorsport	ITA	Igor Walilko	POL	R	5º	Dallara F312	RP Motorsport	15	8	2'03.177	1"085	0"044	169.308
12	23	DAV Racing	ITA	Ling Kang	CHN			Dallara F312	DAV Racing	14	13	2'03.263	1"171	0"086	169.189
13	17	RACE	ESP	Jose Manuel Vilalta	MEX	R	6º	Dallara F312	E. de Villota Motorsport	15	14	2'03.991	1"899	0"728	168.196
14	19	BVM Racing	ITA	William Barbosa	COL			Dallara F312	BVM Racing	12	4	2'04.000	1"908	0"009	168.184
15	9	Campos Racing	ESP	Ahmad Al Ghanem	KWT	R	7º	Dallara F312	Campos Racing	15	13	2'04.050	1"958	0"050	168.116
16	4	RP Motorsport	ITA	Antoni Ptak	POL	R	8º	Dallara F312	RP Motorsport	14	13	2'04.058	1"966	0"008	168.105
17	8	Campos Racing	ESP	Henrique Baptista	BRA			Dallara F312	Campos Racing	15	14	2'04.143	2"051	0"085	167.990
18	70	DAV Racing	ITA	Parth Ghorpade	IND	R	9º	Dallara F312	DAV Racing	13	6	2'04.426	2"334	0"283	167.608
19	12	Motul Team West-Tec F3	GBR	Mahaveer Raghunathan	IND			Dallara F312	Team West-Tec F3	15	14	2'04.813	2"721	0"670	167.088
20	1	RP Motorsport	ITA	Andres Saravia	GTM			Dallara F312	RP Motorsport						

CAR 2 TIME 2.03.920 DISALLOWED TRACK LIMITS

CAR 6 TIME 2.02.517 DISALLOWED TRACK LIMITS

CAR 77 TIME 2.03.120 DISALLOWED TRACK LIMITS

Autodromo di Monza on October 03, 2015

At 11:04

RACE DIRECTOR

TIMEKEEPER

LAP ANALYSIS Qualifying - 1

On October 03 - 04
Autodromo di Monza

Number	77		
Lap	Lap Time	Partial	Speed
1ª - 1	0'40.210	0'40.210	225.942
1ª - 2	1'23.364	0'43.154	
1ª - 3	2'05.575	0'42.211	
2ª - 1	0'39.906	0'39.906	238.939
2ª - 2	1'22.316	0'42.410	
2ª - 3	2'04.084	0'41.768	
3ª - 1	0'39.690	0'39.690	231.760
3ª - 2	1'22.219	0'42.529	
3ª - 3	2'04.048	0'41.829	
4ª - 1	0'39.657	0'39.657	240.535
4ª - 2	1'22.348	0'42.691	
4ª - 3	2'04.128	0'41.780	
5ª - 1	0'39.715	0'39.715	240.000
5ª - 2	1'21.903	0'42.188	
5ª - 3	2'03.717	0'41.814	
6ª - 1	0'39.344	0'39.344	240.535
6ª - 2	1'21.469	0'42.125	
6ª - 3	2'10.590	0'49.121	PIT
7ª - 1	5'18.467	5'18.467	193.896
7ª - 2	6'07.325	0'48.858	
7ª - 3	6'53.049	0'45.724	
8ª - 1	0'39.549	0'39.549	238.411
8ª - 2	1'21.947	0'42.398	
8ª - 3	2'03.605	0'41.658	
9ª - 1	0'39.343	0'39.343	240.000
9ª - 2	1'21.591	0'42.248	
9ª - 3	2'03.120	0'41.529	
10ª - 1	0'39.780	0'39.780	237.886
10ª - 2	1'24.478	0'44.698	
10ª - 3	2'07.579	0'43.101	
11ª - 1	0'39.394	0'39.394	241.072
11ª - 2	1'21.416	0'42.022	
11ª - 3	2'02.954	0'41.538	
12ª - 1	0'41.069	0'41.069	178.808
12ª - 2	1'23.483	0'42.414	
12ª - 3	2'14.855	0'51.372	PIT
13ª - 1			
13ª - 2			
13ª - 3			
14ª - 1			
14ª - 2			
14ª - 3			
15ª - 1			
15ª - 2			
15ª - 3			

Ideal Lap	
0'39.343	0'39.343
1'21.365	0'42.022
2'02.894	0'41.529

Ideal Best Lap	
0'39.113	0'39.113
1'20.614	0'41.501
2'01.849	0'41.235



Qualifying - 1 Sectors Results

Sector - 1			Sector - 2			Sector - 3			Ideal Lap vs Best Lap			
Ord.	Nº Driver	Time	Nº Driver	Time	Nº Driver	Time	Ord.	Nº Driver	Ideal Lap	Best Lap	Ord.	
1	10 Yarin Stern	39.113	3 Vitor Baptista	41.501	3 Vitor Baptista	41.235	1	16 Yu Kanamaru	2'01.881	2'02.092	1	
2	7 Diego Menchaca	39.114	16 Yu Kanamaru	41.501	6 Konstantin Tereschenko	41.257	2	3 Vitor Baptista	2'01.921	2'02.178	2	
3	16 Yu Kanamaru	39.122	6 Konstantin Tereschenko	41.578	16 Yu Kanamaru	41.258	3	6 Konstantin Tereschenko	2'01.973	2'02.375	3	
4	6 Konstantin Tereschenko	39.138	15 Tanart Sathienthirakul	41.776	15 Tanart Sathienthirakul	41.290	4	5 Damiano Fioravanti	2'02.370	2'02.610	4	
5	37 Igor Walilko	39.161	10 Yarin Stern	41.783	5 Damiano Fioravanti	41.297	5	15 Tanart Sathienthirakul	2'02.399	2'02.885	6	
6	3 Vitor Baptista	39.185	5 Damiano Fioravanti	41.834	7 Diego Menchaca	41.338	6	10 Yarin Stern	2'02.419	2'02.937	8	
7	17 Jose Manuel Vilalta	39.209	23 Ling Kang	41.890	2 Kantadhee Kusiri	41.470	7	7 Diego Menchaca	2'02.538	2'02.668	5	
8	5 Damiano Fioravanti	39.239	77 Leonardo Pulcini	42.022	21 Alessio Rovera	41.485	8	37 Igor Walilko	2'02.790	2'03.177	11	
9	21 Alessio Rovera	39.259	2 Kantadhee Kusiri	42.072	10 Yarin Stern	41.523	9	21 Alessio Rovera	2'02.819	2'02.897	7	
10	8 Henrique Baptista	39.333	21 Alessio Rovera	42.075	77 Leonardo Pulcini	41.529	10	2 Kantadhee Kusiri	2'02.879	2'03.133	10	
11	15 Tanart Sathienthirakul	39.333	7 Diego Menchaca	42.086	37 Igor Walilko	41.532	11	77 Leonardo Pulcini	2'02.894	2'02.954	9	
12	2 Kantadhee Kusiri	39.337	37 Igor Walilko	42.097	9 Ahmad Al Ghanem	41.577	12	9 Ahmad Al Ghanem	2'03.200	2'04.050	15	
13	77 Leonardo Pulcini	39.343	9 Ahmad Al Ghanem	42.207	19 William Barbosa	41.691	13	23 Ling Kang	2'03.263	2'03.263	12	
14	19 William Barbosa	39.355	8 Henrique Baptista	42.302	12 Mahaveer Raghunathan	41.828	14	8 Henrique Baptista	2'03.490	2'04.143	17	
15	9 Ahmad Al Ghanem	39.416	70 Parth Ghorpade	42.382	23 Ling Kang	41.833	15	19 William Barbosa	2'03.596	2'04.000	14	
16	4 Antoni Ptak	39.464	4 Antoni Ptak	42.406	8 Henrique Baptista	41.855	16	4 Antoni Ptak	2'03.775	2'04.058	16	
17	23 Ling Kang	39.540	19 William Barbosa	42.550	4 Antoni Ptak	41.905	17	17 Jose Manuel Vilalta	2'03.991	2'03.991	13	
18	12 Mahaveer Raghunathan	39.593	17 Jose Manuel Vilalta	42.679	70 Parth Ghorpade	41.999	18	70 Parth Ghorpade	2'04.119	2'04.426	18	
19	70 Parth Ghorpade	39.738	12 Mahaveer Raghunathan	42.771	17 Jose Manuel Vilalta	42.103	19	12 Mahaveer Raghunathan	2'04.192	2'04.813	19	

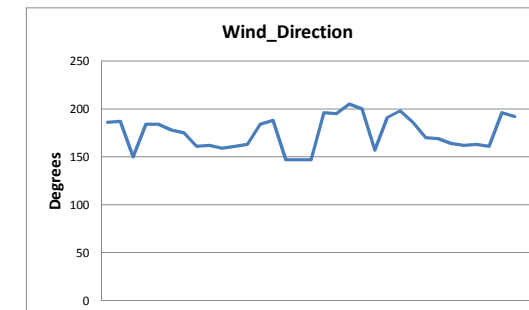
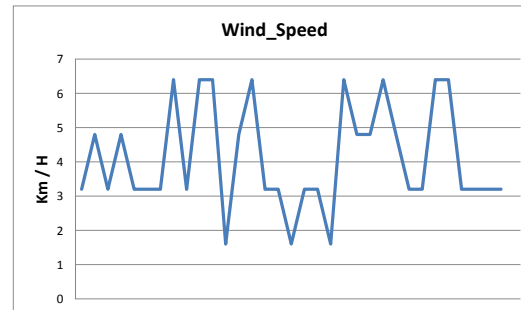
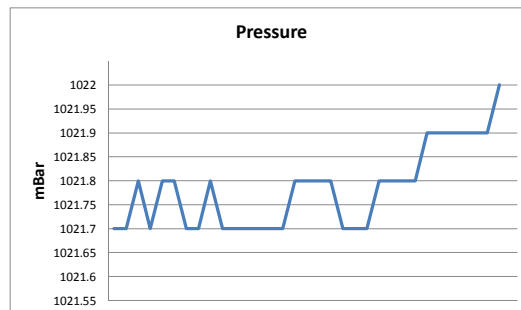
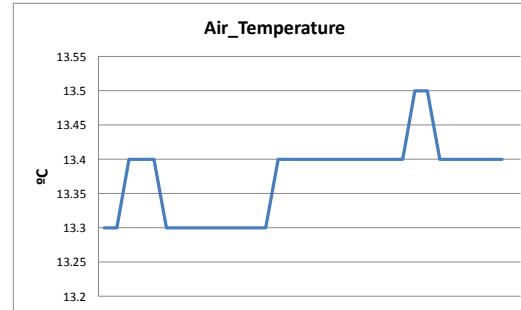
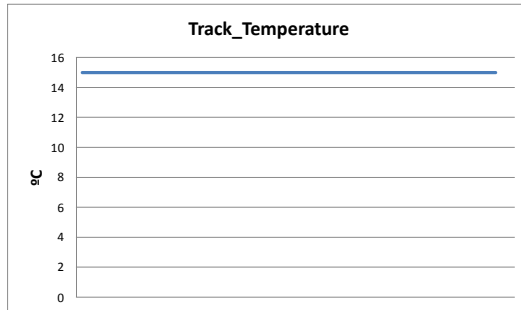
Qualifying - 1 MAXIMUM SPEED

Ord.	Nº	Entrant	Nat.	Driver	Nat.	Cat.	Cla.	Chassis	Team	Km/h
1	3	RP Motorsport	ITA	Vitor Baptista	BRA			Dallara F312	RP Motorsport	243.244
2	7	Campos Racing	ESP	Diego Menchaca	MEX	R	1º	Dallara F312	Campos Racing	243.244
3	21	DAV Racing	ITA	Alessio Rovera	ITA	R	2º	Dallara F312	DAV Racing	242.697
4	37	RP Motorsport	ITA	Igor Walilko	POL	R	3º	Dallara F312	RP Motorsport	242.697
5	9	Campos Racing	ESP	Ahmad Al Ghanem	KWT	R	4º	Dallara F312	Campos Racing	241.611
6	77	DAV Racing	ITA	Leonardo Pulcini	ITA	R	5º	Dallara F312	DAV Racing	241.072
7	4	RP Motorsport	ITA	Antoni Ptak	POL	R	6º	Dallara F312	RP Motorsport	240.535
8	16	RACE	ESP	Yu Kanamaru	JPN			Dallara F312	E. de Villota Motorsport	240.535
9	17	RACE	ESP	Jose Manuel Vilalta	MEX	R	7º	Dallara F312	E. de Villota Motorsport	240.535
10	5	RP Motorsport	ITA	Damiano Fioravanti	ITA			Dallara F312	RP Motorsport	240.000
11	8	Campos Racing	ESP	Henrique Baptista	BRA			Dallara F312	Campos Racing	240.000
12	10	Motul Team West-Tec F3	GBR	Yarin Stern	ISR			Dallara F312	Team West-Tec F3	240.000
13	2	RP Motorsport	ITA	Kantadhee Kusiri	THA	R	8º	Dallara F312	MKTG	239.468
14	19	BVM Racing	ITA	William Barbosa	COL			Dallara F312	BVM Racing	239.468
15	23	DAV Racing	ITA	Ling Kang	CHN			Dallara F312	DAV Racing	238.938
16	6	Campos Racing	ESP	Konstantin Tereschenko	RUS			Dallara F312	Campos Racing	238.411
17	12	Motul Team West-Tec F3	GBR	Mahaveer Raghunathan	IND			Dallara F312	Team West-Tec F3	237.363
18	70	DAV Racing	ITA	Parth Ghorpade	IND	R	9º	Dallara F312	DAV Racing	237.363
19	15	Motul Team West-Tec F3	GBR	Tanart Sathienthirakul	THA			Dallara F312	Team West-Tec F3	235.808
20	1	RP Motorsport	ITA	Andres Saravia	GTM			Dallara F312	RP Motorsport	156.070

WEATHER REPORT Qualifying - 1


Autodromo di Monza
On October 03 - 04

Track Status **WET**



RACE - 1 STARTING GRID

Num.	Driver	Time	Row	Num.	Driver	Time
1	Andres Saravia	 10	12	Mahaveer Raghunathan	2'04.813
70	Parth Ghorpade	2'04.426 9	8	Henrique Baptista	2'04.143
4	Antoni Ptak	2'04.058 8	9	Ahmad Al Ghanem	2'04.050
19	William Barbosa	2'04.000 7	17	Jose Manuel Vilalta	2'03.991
23	Ling Kang	2'03.263 6	37	Igor Walilko	2'03.177
2	Kantadhee Kusiri	2'03.133 5	77	Leonardo Pulcini	2'02.954
10	Yarin Stern	2'02.937 4	21	Alessio Rovera	2'02.897
15	Tanart Sathienthirakul	2'02.885 3	7	Diego Menchaca	2'02.668
5	Damiano Fioravanti	2'02.610 2	6	Konstantin Tereschenko	2'02.375
3	Vitor Baptista	2'02.178 1	16	Yu Kanamaru	2'02.092



STEWARDS

TIMEKEEPER

