

Qualifying - 1 RESULTS

Ord.	Nº	Entrant	Nat.	Driver	Nat.	Cat.	Cla.	Chassis	Team	Laps	Best	Time	Gap	Interval	Km/h
1	3	RP Motorsport	BRA	Vitor Baptista	BRA			Dallara F312	RP Motorsport	12	7	2'18.144			152.241
2	30	BVM Racing	ITA	Alessio Rovera	ITA	R	1º	Dallara F312	BVM Racing	13	12	2'18.188	0"044	0"044	152.193
3	2	RP Motorsport	RUS	John Simonyan	RUS			Dallara F312	MKTG	12	3	2'18.377	0"233	0"189	151.985
4	7	Campos Racing	MEX	Diego Menchaca	MEX	R	2º	Dallara F312	Campos Racing	13	12	2'18.741	0"597	0"364	151.586
5	5	RP Motorsport	ITA	Damiano Fioravanti	ITA			Dallara F312	RP Motorsport	13	12	2'18.826	0"682	0"085	151.493
6	15	Motul Team West-Tec F3	THA	Tanart Sathienthirakul	THA			Dallara F312	Team West-Tec F3	13	5	2'18.894	0"750	0"068	151.419
7	16	RACE	JPN	Yu Kanamaru	JPN			Dallara F312	E. de Villota Motorsport	12	11	2'19.414	1"270	0"520	150.854
8	6	Campos Racing	RUS	Konstantin Tereschenko	RUS			Dallara F312	Campos Racing	12	4	2'19.487	1"343	0"073	150.775
9	10	Motul Team West-Tec F3	ISR	Yarin Stern	ISR			Dallara F312	Team West-Tec F3	13	11	2'19.533	1"389	0"046	150.726
10	77	DAV Racing	ITA	Leonardo Pulcini	ITA	R	3º	Dallara F312	DAV Racing	13	10	2'19.781	1"637	0"248	150.458
11	37	RP Motorsport	POL	Igor Walilko	POL	R	4º	Dallara F312	RP Motorsport	13	5	2'19.821	1"677	0"040	150.415
12	1	RP Motorsport	GTM	Andres Saravia	GTM			Dallara F312	RP Motorsport	13	11	2'20.546	2"402	0"725	149.639
13	8	Campos Racing	BRA	Henrique Baptista	BRA			Dallara F312	Campos Racing	11	10	2'20.699	2"555	0"153	149.477
14	4	RP Motorsport	POL	Antoni Ptak	POL	R	5º	Dallara F312	RP Motorsport	12	11	2'20.701	2"557	0"002	149.474
15	18	RACE	MEX	Michael Dörrbecker	MEX			Dallara F312	E. de Villota Motorsport	11	10	2'21.108	2"964	0"407	149.043
16	19	BVM Racing	COL	William Barbosa	COL			Dallara F312	BVM Racing	13	7	2'21.504	3"360	0"396	148.626
17	9	Campos Racing	KWT	Ahmad Al Ghanem	KWT	R	6º	Dallara F312	Campos Racing	12	11	2'22.201	4"057	0"697	147.898
18	17	RACE	MEX	Jose Manuel Vilalta	MEX	R	7º	Dallara F312	E. de Villota Motorsport	13	11	2'23.011	4"867	0"810	147.060

CAR 16 TIME 2.15.987 DISALLOWED TRACK LIMITS AT T2 AND T8

CAR 17 TIME 2.22.784 DISALLOWED TRACK LIMITS AT T4

CAR 7 TIME 2.21.754 DISALLOWED TRACK LIMITS AT T 4

Circuit Paul Ricard on April 25, 2015

At 10:44

RACE DIRECTOR

TIMEKEEPER



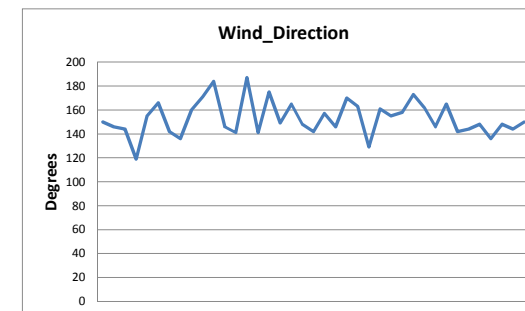
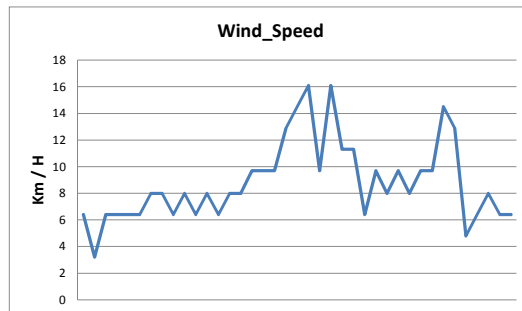
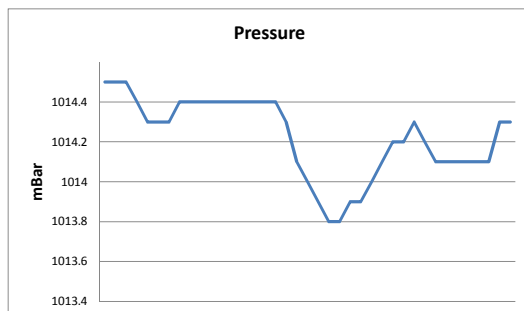
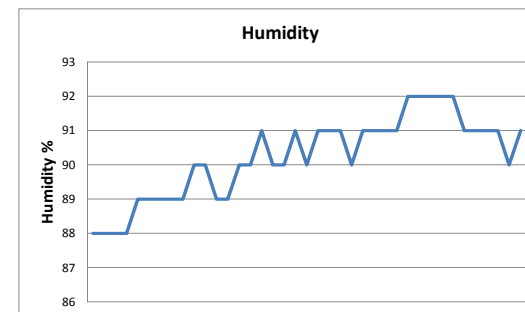
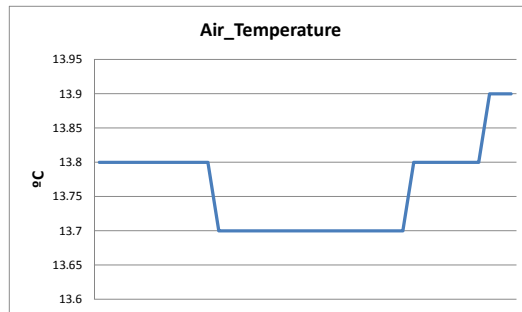
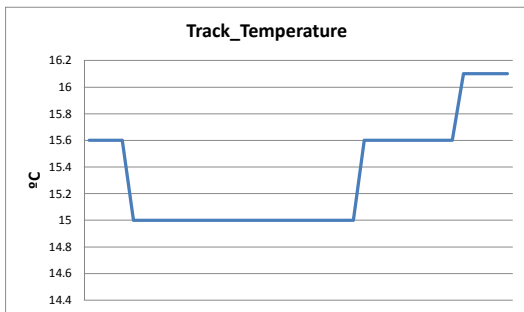
Santisima Trinidad 30 28010 MADRID
Tel y Fax 91.448.32.06
www.cronococa.com
e-mail: info@cronococa.com




Juan Bravo 17 28006 MADRID
Tel 91.432.27.50
www.gtssport.es
e-mail: info@gtssport.es

WEATHER REPORT Qualifying - 1

Track Status **WET**



Qualifying - 1 Sectors Results

Sector - 1			Sector - 2			Sector - 3			Ideal Lap vs Best Lap			
Ord.	Nº Driver	Time	Nº Driver	Time	Nº Driver	Time	Ord.	Nº Driver	Ideal Lap	Best Lap	Ord.	
1	2 John Simonyan	37.019	16 Yu Kanamaru	38.992	6 Konstantin Tereschenko	56.582	1	16 Yu Kanamaru	2'14.512	2'15.987	1	
2	16 Yu Kanamaru	37.985	30 Alessio Rovera	41.508	3 Vitor Baptista	56.907	2	2 John Simonyan	2'17.578	2'18.377	4	
3	77 Leonardo Pulcini	38.424	5 Damiano Fioravanti	41.605	30 Alessio Rovera	56.961	3	3 Vitor Baptista	2'17.850	2'18.144	2	
4	4 Antoni Ptak	38.960	15 Tanart Sathienthirakul	41.631	10 Yarin Stern	57.087	4	30 Alessio Rovera	2'17.946	2'18.188	3	
5	7 Diego Menchaca	39.178	7 Diego Menchaca	41.694	5 Damiano Fioravanti	57.287	5	7 Diego Menchaca	2'18.178	2'18.741	5	
6	3 Vitor Baptista	39.246	3 Vitor Baptista	41.697	7 Diego Menchaca	57.306	6	77 Leonardo Pulcini	2'18.308	2'19.781	10	
7	30 Alessio Rovera	39.477	6 Konstantin Tereschenko	41.769	37 Igor Walilko	57.383	7	6 Konstantin Tereschenko	2'18.507	2'19.487	8	
8	10 Yarin Stern	39.502	37 Igor Walilko	42.051	15 Tanart Sathienthirakul	57.502	8	5 Damiano Fioravanti	2'18.553	2'18.826	6	
9	5 Damiano Fioravanti	39.661	8 Henrique Baptista	42.054	16 Yu Kanamaru	57.535	9	10 Yarin Stern	2'18.850	2'19.533	9	
10	15 Tanart Sathienthirakul	39.761	77 Leonardo Pulcini	42.139	77 Leonardo Pulcini	57.745	10	15 Tanart Sathienthirakul	2'18.894	2'18.894	7	
11	37 Igor Walilko	39.785	19 William Barbosa	42.212	1 Andres Saravia	57.752	11	37 Igor Walilko	2'19.219	2'19.821	11	
12	17 Jose Manuel Vilalta	39.921	10 Yarin Stern	42.261	8 Henrique Baptista	57.858	12	4 Antoni Ptak	2'19.433	2'20.701	14	
13	8 Henrique Baptista	40.154	4 Antoni Ptak	42.373	2 John Simonyan	57.891	13	8 Henrique Baptista	2'20.066	2'20.699	13	
14	6 Konstantin Tereschenko	40.156	1 Andres Saravia	42.430	4 Antoni Ptak	58.100	14	1 Andres Saravia	2'20.452	2'20.546	12	
15	18 Michael Dörrbecker	40.267	18 Michael Dörrbecker	42.461	19 William Barbosa	58.212	15	19 William Barbosa	2'21.020	2'21.504	16	
16	1 Andres Saravia	40.270	2 John Simonyan	42.668	18 Michael Dörrbecker	58.380	16	18 Michael Dörrbecker	2'21.108	2'21.108	15	
17	19 William Barbosa	40.596	9 Ahmad Al Ghanem	42.704	17 Jose Manuel Vilalta	58.670	17	17 Jose Manuel Vilalta	2'21.479	2'22.784	18	
18	9 Ahmad Al Ghanem	40.708	17 Jose Manuel Vilalta	42.888	9 Ahmad Al Ghanem	58.789	18	9 Ahmad Al Ghanem	2'22.201	2'22.201	17	

Qualifying - 1 MAXIMUM SPEED

Ord.	Nº	Entrant	Nat.	Driver	Nat.	Cat.	Cla.	Chassis	Team	Km/h
1	3	RP Motorsport	BRA	Vitor Baptista	BRA			Dallara F312	RP Motorsport	229.788
2	7	Campos Racing	MEX	Diego Menchaca	MEX	R	1º	Dallara F312	Campos Racing	228.330
3	16	RACE	JPN	Yu Kanamaru	JPN			Dallara F312	E. de Villota Motorsport	228.330
4	37	RP Motorsport	POL	Igor Walilko	POL	R	2º	Dallara F312	RP Motorsport	227.849
5	15	Motul Team West-Tec F3	THA	Tanart Sathienthirakul	THA			Dallara F312	Team West-Tec F3	226.891
6	2	RP Motorsport	RUS	John Simonyan	RUS			Dallara F312	MKTG	226.416
7	6	Campos Racing	RUS	Konstantin Tereschenko	RUS			Dallara F312	Campos Racing	225.942
8	5	RP Motorsport	ITA	Damiano Fioravanti	ITA			Dallara F312	RP Motorsport	225.470
9	17	RACE	MEX	Jose Manuel Vilalta	MEX	R	3º	Dallara F312	E. de Villota Motorsport	225.470
10	30	BVM Racing	ITA	Alessio Rovera	ITA	R	4º	Dallara F312	BVM Racing	225.470
11	4	RP Motorsport	POL	Antoni Ptak	POL	R	5º	Dallara F312	RP Motorsport	225.000
12	8	Campos Racing	BRA	Henrique Baptista	BRA			Dallara F312	Campos Racing	225.000
13	19	BVM Racing	COL	William Barbosa	COL			Dallara F312	BVM Racing	225.000
14	18	RACE	MEX	Michael Dörrbecker	MEX			Dallara F312	E. de Villota Motorsport	224.067
15	1	RP Motorsport	GTM	Andres Saravia	GTM			Dallara F312	RP Motorsport	223.603
16	9	Campos Racing	KWT	Ahmad Al Ghanem	KWT	R	6º	Dallara F312	Campos Racing	223.603
17	10	Motul Team West-Tec F3	ISR	Yarin Stern	ISR			Dallara F312	Team West-Tec F3	223.141
18	77	DAV Racing	ITA	Leonardo Pulcini	ITA	R	7º	Dallara F312	DAV Racing	220.409