

Red Bull Ring Circuit
Euroformula Open
RACE 2

CLASSIFICATION

11/09/2016

Clas.	Nº	Entrant	Nat.	Driver	Nat.	Cat.	Clas.	Chassis	Team	Laps	Total Time	Km/h.	Gap	Best	Time	Km/h.
1	98	Carlin Motorsport	USA	Colton Herta	USA	R	1º	Dallara F312	Carlin Motorsport	19	27'16.467	180.481		16	1'25.497	181.817
2	8	Campos Racing	ITA	Leonardo Pulcini	ITA			Dallara F312	Campos Racing	19	27'28.731	179.139	12"264	12	1'25.918	180.926
3	7	Campos Racing	MEX	Diego Menchaca	MEX			Dallara F312	Campos Racing	19	27'33.537	178.618	17"070	18	1'25.791	181.194
4	91	Drivex School	RUS	Nikita Troitskiy	RUS	R	2º	Dallara F312	Drivex School	19	27'36.942	178.251	20"475	18	1'26.331	180.061
5	4	RP Motorsport	COL	Tatiana Calderon	COL			Dallara F312	RP Motorsport	19	27'37.605	178.180	21"138	17	1'26.318	180.088
6	5	RP Motorsport	THA	Tanart Sathienthirakul	THA			Dallara F312	RP Motorsport	19	27'42.717	177.632	26"250	15	1'26.243	180.245
7	51	Carlin Motorsport	IND	Ameya Vaidyanathan	IND	R	3º	Dallara F312	Carlin Motorsport	19	27'44.520	177.440	28"053	11	1'26.628	179.444
8	3	RP Motorsport	ITA	Damiano Fioravanti	ITA			Dallara F312	RP Motorsport	19	27'46.754	177.202	30"287	10	1'26.617	179.466
9	6	Campos Racing	ECU	Julio Moreno	ECU			Dallara F312	Campos Racing	19	27'47.521	177.120	31"054	18	1'26.221	180.291
10	18	DAV Racing	ITA	Riccardo Cazzaniga	ITA	R	4º	Dallara F312	DAV Racing	19	27'51.024	176.749	34"557	17	1'26.821	179.045
11	72	RACE	RUS	Nikita Zlobin	RUS			Dallara F312	Teo Martin Motorsport	19	27'57.360	176.081	40"893	11	1'27.092	178.488
12	2	RP Motorsport	THA	Kantadhee Kusiri	THA			Dallara F312	RP Motorsport	19	27'57.782	176.037	41"315	14	1'26.818	179.051
13	1	RP Motorsport	POL	Antoni Ptak	POL			Dallara F312	RP Motorsport	19	27'58.331	175.980	41"864	7	1'26.241	180.249
14	12	RACE	RUS	Vladimir Atoev	RUS	R	5º	Dallara F312	Teo Martin Motorsport	19	27'58.769	175.934	42"302	16	1'26.726	179.241
15	20	BVM Racing	RUS	Daniil Pronenko	RUS	R	6º	Dallara F312	BVM Racing	19	28'29.040	172.818	1'12"573	16	1'27.349	177.962
16	47	Carlin Motorsport	DEU	Keyvan Andres	DEU	R	7º	Dallara F312	Carlin Motorsport	15	22'14.924	174.671	4 Lap.	10	1'26.580	179.543

NOT CLASSIFIED

17	62	Drivex School	AUT	Ferdinand Habsburg	AUT	R	8º	Dallara F312	Drivex School	4	06'15.968	165.385	15 Lap.	3	1'31.013	170.798
----	----	---------------	-----	--------------------	-----	---	----	--------------	---------------	---	-----------	---------	---------	---	----------	---------

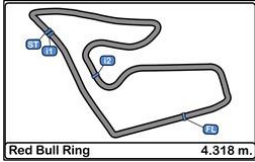
Fastest lap Colton Herta 1'25.497 181.817 Km/h.

Published at:.....

Track Status **DRY**

Stewards:	Race Director:	Timekeeper: 
------------------	-----------------------	---





Red Bull Ring Circuit
Euroformula Open
RACE 2

LAP ANALYSIS

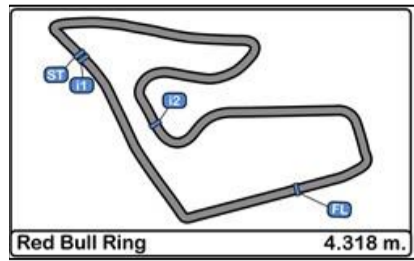
11/09/2016

Number	91			98		
	Lap Time	Partial	Speed	Lap Time	Partial	Speed
1 ^a - 1	0'27.916	0'27.916	213.018	0'25.874	0'25.874	210.527
1 ^a - 2	1'07.843	0'39.927		1'05.270	0'39.396	
1 ^a - 3	1'34.475	0'26.632		1'30.770	0'25.500	
2 ^a - 1	0'22.556	0'22.556	222.223	0'22.649	0'22.649	215.569
2 ^a - 2	1'01.620	0'39.064		1'01.110	0'38.461	
2 ^a - 3	1'27.526	0'25.906		1'26.475	0'25.365	
3 ^a - 1	0'22.357	0'22.357	224.067	0'22.400	0'22.400	216.433
3 ^a - 2	1'02.058	0'39.701		1'00.623	0'38.223	
3 ^a - 3	1'27.760	0'25.702		1'26.063	0'25.440	
4 ^a - 1	0'22.479	0'22.479	221.766	0'22.316	0'22.316	217.742
4 ^a - 2	1'01.130	0'38.651		1'00.604	0'38.288	
4 ^a - 3	1'26.679	0'25.549		1'25.834	0'25.230	
5 ^a - 1	0'22.310	0'22.310	222.223	0'22.253	0'22.253	217.742
5 ^a - 2	1'01.075	0'38.765		1'00.439	0'38.186	
5 ^a - 3	1'26.602	0'25.527		1'25.696	0'25.257	
6 ^a - 1	0'22.390	0'22.390	222.223	0'22.240	0'22.240	219.067
6 ^a - 2	1'00.921	0'38.531		1'00.387	0'38.147	
6 ^a - 3	1'26.583	0'25.662		1'25.674	0'25.287	
7 ^a - 1	0'22.328	0'22.328	221.766	0'22.239	0'22.239	219.067
7 ^a - 2	1'00.842	0'38.514		1'00.383	0'38.144	
7 ^a - 3	1'26.344	0'25.502		1'25.749	0'25.366	
8 ^a - 1	0'22.409	0'22.409	220.859	0'22.248	0'22.248	218.624
8 ^a - 2	1'00.934	0'38.525		1'00.635	0'38.387	
8 ^a - 3	1'26.468	0'25.534		1'25.894	0'25.259	
9 ^a - 1	0'22.375	0'22.375	221.312	0'22.262	0'22.262	218.182
9 ^a - 2	1'00.867	0'38.492		1'00.582	0'38.320	
9 ^a - 3	1'26.393	0'25.526		1'25.922	0'25.340	
10 ^a - 1	0'22.379	0'22.379	219.960	0'22.293	0'22.293	217.742
10 ^a - 2	1'01.091	0'38.712		1'00.510	0'38.217	
10 ^a - 3	1'26.996	0'25.905		1'25.808	0'25.298	
11 ^a - 1	0'22.395	0'22.395	221.312	0'22.616	0'22.616	217.304
11 ^a - 2	1'01.504	0'39.109		1'00.846	0'38.230	
11 ^a - 3	1'27.782	0'26.278		1'26.164	0'25.318	
12 ^a - 1	0'22.288	0'22.288	225.000	0'22.302	0'22.302	218.182
12 ^a - 2	1'01.177	0'38.889		1'00.611	0'38.309	
12 ^a - 3	1'27.000	0'25.823		1'25.913	0'25.302	
13 ^a - 1	0'22.503	0'22.503	219.513	0'22.345	0'22.345	218.182
13 ^a - 2	1'02.017	0'39.514		1'00.498	0'38.153	
13 ^a - 3	1'27.556	0'25.539		1'25.803	0'25.305	
14 ^a - 1	0'22.432	0'22.432	219.513	0'22.286	0'22.286	218.182
14 ^a - 2	1'00.859	0'38.427		1'00.459	0'38.173	
14 ^a - 3	1'26.454	0'25.595		1'25.811	0'25.352	
15 ^a - 1	0'22.502	0'22.502	219.067	0'22.276	0'22.276	218.182
15 ^a - 2	1'01.009	0'38.507		1'00.518	0'38.242	
15 ^a - 3	1'26.507	0'25.498		1'25.907	0'25.389	
16 ^a - 1	0'22.427	0'22.427	218.624	0'22.186	0'22.186	218.182
16 ^a - 2	1'00.885	0'38.458		1'00.292	0'38.106	
16 ^a - 3	1'26.336	0'25.451		1'25.497	0'25.205	
17 ^a - 1	0'22.494	0'22.494	219.513	0'22.253	0'22.253	217.742
17 ^a - 2	1'01.104	0'38.610		1'00.410	0'38.157	
17 ^a - 3	1'26.663	0'25.559		1'25.606	0'25.196	
18 ^a - 1	0'22.449	0'22.449	219.067	0'22.232	0'22.232	217.742
18 ^a - 2	1'00.886	0'38.437		1'00.393	0'38.161	
18 ^a - 3	1'26.331	0'25.445		1'25.672	0'25.279	
19 ^a - 1	0'22.429	0'22.429	218.624	0'22.270	0'22.270	218.182
19 ^a - 2	1'00.909	0'38.480		1'00.420	0'38.150	
19 ^a - 3	1'26.487	0'25.578		1'26.209	0'25.789	

Ideal Lap	
0'22.288	0'22.288
1'00.715	0'38.427
1'26.160	0'25.445

Ideal Lap	
0'22.186	0'22.186
1'00.292	0'38.106
1'25.488	0'25.196

Ideal Best Lap	
0'22.164	0'22.164
1'00.270	0'38.106
1'25.466	0'25.196

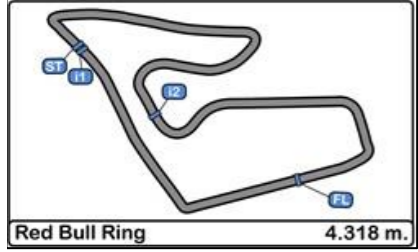


Red Bull Ring Circuit
Euroformula Open
RACE 2

Best Sectors Results

11/09/2016

Sector - 1		Sector - 2		Sector - 3		Ideal Lap vs Best Lap					
Ord.	Nº Driver	Time	Nº Driver	Time	Nº Driver	Time	Ord.	Nº Driver	Ideal Lap	Best Lap	Ord.
1	4 Tatiana Calderon	22.164	98 Colton Herta	38.106	98 Colton Herta	25.196	1	98 Colton Herta	1'25.488	1'25.497	1
2	98 Colton Herta	22.186	7 Diego Menchaca	38.123	8 Leonardo Pulcini	25.255	2	7 Diego Menchaca	1'25.692	1'25.791	2
3	47 Keyvan Andres	22.214	6 Julio Moreno	38.226	1 Antoni Ptak	25.259	3	8 Leonardo Pulcini	1'25.830	1'25.918	3
4	7 Diego Menchaca	22.282	8 Leonardo Pulcini	38.268	7 Diego Menchaca	25.287	4	6 Julio Moreno	1'26.029	1'26.221	4
5	6 Julio Moreno	22.288	5 Tanart Sathienthirakul	38.351	18 Riccardo Cazzaniga	25.361	5	1 Antoni Ptak	1'26.073	1'26.241	5
6	91 Nikita Troitskiy	22.288	1 Antoni Ptak	38.363	12 Vladimir Atoev	25.401	6	4 Tatiana Calderon	1'26.109	1'26.318	7
7	8 Leonardo Pulcini	22.307	91 Nikita Troitskiy	38.427	91 Nikita Troitskiy	25.445	7	91 Nikita Troitskiy	1'26.160	1'26.331	8
8	3 Damiano Fioravanti	22.317	4 Tatiana Calderon	38.459	4 Tatiana Calderon	25.486	8	5 Tanart Sathienthirakul	1'26.190	1'26.243	6
9	2 Kantadhee Kusiri	22.324	3 Damiano Fioravanti	38.464	5 Tanart Sathienthirakul	25.496	9	47 Keyvan Andres	1'26.349	1'26.580	9
10	5 Tanart Sathienthirakul	22.343	51 Ameya Vaidyanathan	38.505	6 Julio Moreno	25.515	10	3 Damiano Fioravanti	1'26.423	1'26.617	10
11	51 Ameya Vaidyanathan	22.373	47 Keyvan Andres	38.556	47 Keyvan Andres	25.579	11	51 Ameya Vaidyanathan	1'26.493	1'26.628	11
12	1 Antoni Ptak	22.451	2 Kantadhee Kusiri	38.572	72 Nikita Zlobin	25.596	12	2 Kantadhee Kusiri	1'26.595	1'26.818	13
13	18 Riccardo Cazzaniga	22.451	12 Vladimir Atoev	38.748	51 Ameya Vaidyanathan	25.615	13	18 Riccardo Cazzaniga	1'26.613	1'26.821	14
14	12 Vladimir Atoev	22.487	72 Nikita Zlobin	38.784	3 Damiano Fioravanti	25.642	14	12 Vladimir Atoev	1'26.636	1'26.726	12
15	72 Nikita Zlobin	22.598	18 Riccardo Cazzaniga	38.801	20 Daniil Pronenko	25.675	15	72 Nikita Zlobin	1'26.978	1'27.092	15
16	20 Daniil Pronenko	22.621	20 Daniil Pronenko	38.940	2 Kantadhee Kusiri	25.699	16	20 Daniil Pronenko	1'27.236	1'27.349	16
17	62 Ferdinand Habsburg	23.403	62 Ferdinand Habsburg	40.460	62 Ferdinand Habsburg	26.024	17	62 Ferdinand Habsburg	1'29.887	1'31.013	17



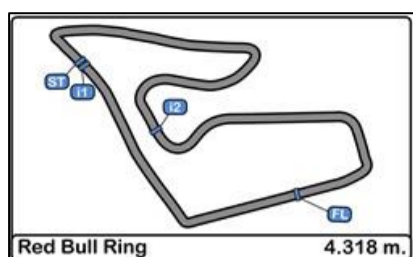
Red Bull Ring Circuit
Euroformula Open
RACE 2

BEST TOP SPEEDS

11/09/2016

Ord.	Nº	Entrant	Nat.	Driver	Nat.	Cat.	Cla.	Chassis	Team	Top 1		Top 2		Top 3		Top 4		Top 5		Avg.
										Km/h	Lap	Km/h	Lap	Km/h	Lap	Km/h	Lap	Km/h	Lap	
1	4	RP Motorsport	COL	Tatiana Calderon	COL			Dallara F312		228.330	12	225.470	13	224.066	18	223.602	4	223.140	16	224.922
2	18	DAV Racing	ITA	Riccardo Cazzaniga	ITA	R	1º	Dallara F312		225.470	1	221.311	5	220.859	15	219.067	2	219.067	3	221.155
3	3	RP Motorsport	ITA	Damiano Fioravanti	ITA			Dallara F312		225.000	4	223.602	3	222.222	1	221.311	9	220.859	6	222.599
4	6	Campos Racing	ECU	Julio Moreno	ECU			Dallara F312		225.000	6	224.532	14	223.602	13	222.680	2	222.680	12	223.699
5	91	Drivex School	RUS	Nikita Troitskiy	RUS	R	2º	Dallara F312		225.000	12	224.066	3	222.222	2	222.222	5	222.222	6	223.147
6	7	Campos Racing	MEX	Diego Menchaca	MEX			Dallara F312		224.066	11	223.602	12	223.602	13	223.140	14	222.680	10	223.418
7	12	RACE	RUS	Vladimir Atoev	RUS	R	3º	Dallara F312		224.066	6	222.222	18	222.222	5	222.222	8	222.222	11	222.591
8	47	Carlin Motorsport	DEU	Keyvan Andres	DEU	R	4º	Dallara F312		224.066	1	223.140	13	223.140	4	223.140	12	222.680	5	223.234
9	2	RP Motorsport	THA	Kantadhee Kusiri	THA			Dallara F312		223.602	19	222.680	8	221.766	1	221.766	17	221.311	15	222.225
10	72	RACE	RUS	Nikita Zlobin	RUS			Dallara F312		223.602	7	221.311	4	220.859	3	219.959	5	219.959	1	221.138
11	5	RP Motorsport	THA	Tanart Sathienthirakul	THA			Dallara F312		222.680	13	221.311	2	221.311	4	221.311	5	220.859	3	221.495
12	1	RP Motorsport	POL	Antoni Ptak	POL			Dallara F312		221.311	18	220.408	17	219.512	16	219.067	19	216.433	14	219.346
13	51	Carlin Motorsport	IND	Ameya Vaidyanathan	IND	R	5º	Dallara F312		220.408	14	219.959	6	219.959	12	219.959	13	219.959	18	220.049
14	8	Campos Racing	ITA	Leonardo Pulcini	ITA			Dallara F312		219.512	12	218.623	10	218.623	13	218.623	2	218.623	3	218.801
15	20	BVM Racing	RUS	Daniil Pronenko	RUS	R	6º	Dallara F312		219.067	7	219.067	8	217.742	5	217.742	1	217.742	6	218.272
16	98	Carlin Motorsport	USA	Colton Herta	USA	R	7º	Dallara F312		219.067	6	219.067	7	218.623	8	218.182	13	218.182	15	218.624
17	62	Drivex School	AUT	Ferdinand Habsburg	AUT	R	8º	Dallara F312		217.304	1	213.439	2	213.439	3	211.350	4			213.883



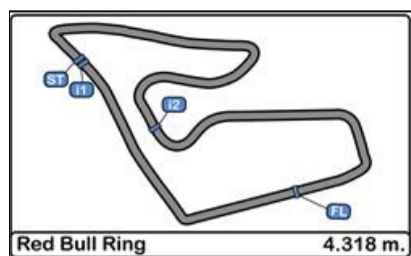


Red Bull Ring Circuit
Euroformula Open
RACE 2

FASTEST LAP SEQUENCE

11/09/2016

<u>Time of Day</u>	<u>Session Time</u>	<u>Nº</u>	<u>Entrant</u>	<u>Nat.</u>	<u>Driver</u>	<u>Nat.</u>	<u>Cat.</u>	<u>Cl.</u>	<u>Chassis</u>	<u>Time</u>	<u>Km/h</u>	<u>Lap</u>
13:34'47.463	1'30.770	98	Carlin Motorsport	USA	Colton Herta	USA	R	#N/A	Dallara F312	1'30.770	171.255	1
13:36'13.977	2'57.245	98	Carlin Motorsport	USA	Colton Herta	USA	R	#N/A	Dallara F312	1'26.475	179.761	2
13:37'40.034	4'23.308	98	Carlin Motorsport	USA	Colton Herta	USA	R	#N/A	Dallara F312	1'26.063	180.621	3
13:39'05.889	5'49.142	98	Carlin Motorsport	USA	Colton Herta	USA	R	#N/A	Dallara F312	1'25.834	181.103	4
13:40'31.547	7'14.838	98	Carlin Motorsport	USA	Colton Herta	USA	R	#N/A	Dallara F312	1'25.696	181.395	5
13:41'57.248	8'40.512	98	Carlin Motorsport	USA	Colton Herta	USA	R	#N/A	Dallara F312	1'25.674	181.441	6
13:56'15.671	10'36.798	98	Carlin Motorsport	USA	Colton Herta	USA	R	#N/A	Dallara F312	1'25.497	181.817	16



Red Bull Ring Circuit

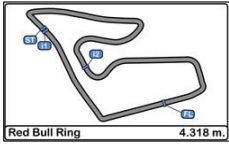
Euroformula Open

RACE 2

EVENT MAXIMUM SPEED

11/09/2016

Ord.	Nº	Entrant	Nat.	Driver	Nat.	Cat.	Cla.	Chassis	Team	Km/h	Lap	Session
1	4	RP Motorsport	COL	Tatiana Calderon	COL			Dallara F312	RP Motorsport	228.330	12	RACE 2
2	47	Carlin Motorsport	DEU	Keyvan Andres	DEU	R	1º	Dallara F312	Carlin Motorsport	226.416	14	Qualifying 2
3	18	DAV Racing	ITA	Riccardo Cazzaniga	ITA	R	2º	Dallara F312	DAV Racing	225.470	1	RACE 2
4	51	Carlin Motorsport	IND	Ameya Vaidyanathan	IND	R	3º	Dallara F312	Carlin Motorsport	225.470	6	RACE 1
5	3	RP Motorsport	ITA	Damiano Fioravanti	ITA			Dallara F312	RP Motorsport	225.000	4	RACE 2
6	6	Campos Racing	ECU	Julio Moreno	ECU			Dallara F312	Campos Racing	225.000	6	RACE 2
7	8	Campos Racing	ITA	Leonardo Pulcini	ITA			Dallara F312	Campos Racing	225.000	10	RACE 1
8	91	Drivex School	RUS	Nikita Troitskiy	RUS	R	4º	Dallara F312	Drivex School	225.000	13	RACE 1
9	98	Carlin Motorsport	USA	Colton Herta	USA	R	5º	Dallara F312	Carlin Motorsport	225.000	4	Qualifying 2
10	5	RP Motorsport	THA	Tanart Sathienthirakul	THA			Dallara F312	RP Motorsport	224.067	6	RACE 1
11	7	Campos Racing	MEX	Diego Menchaca	MEX			Dallara F312	Campos Racing	224.067	11	RACE 2
12	12	RACE	RUS	Vladimir Atoev	RUS	R	6º	Dallara F312	Teo Martin Motorsport	224.067	6	RACE 2
13	2	RP Motorsport	THA	Kantadhee Kusiri	THA			Dallara F312	RP Motorsport	223.603	19	RACE 2
14	72	RACE	RUS	Nikita Zlobin	RUS			Dallara F312	Teo Martin Motorsport	223.603	7	RACE 2
15	1	RP Motorsport	POL	Antoni Ptak	POL			Dallara F312	RP Motorsport	221.766	16	Qualifying 1
16	9	Campos Racing	AZE	Gulhuseyn Abdullayev	AZE	R	7º	Dallara F312	Campos Racing	220.409	6	Qualifying 1
17	62	Drivex School	AUT	Ferdinand Habsburg	AUT	R	8º	Dallara F312	Drivex School	220.409	6	RACE 1
18	20	BVM Racing	RUS	Daniil Pronenko	RUS	R	9º	Dallara F312	BVM Racing	219.513	2	Qualifying 2

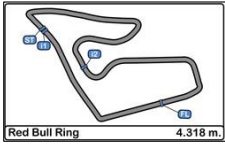


Red Bull Ring Circuit
Euroformula Open
RACE 2

LAP CHART

11/09/2016

Order	Start	GAP / LT	1 ^a	GAP / LT	2 ^a	GAP / LT	3 ^a	GAP / LT	4 ^a	GAP / LT	5 ^a	GAP / LT	6 ^a	GAP / LT	7 ^a	GAP / LT	8 ^a	GAP / LT	9 ^a	GAP / LT	10 ^a	GAP / LT	11 ^a	GAP / LT	
1 ^o	98	1'24.867	98	1'30.77	98	1'26.475	98	1'26.063	98	1'25.834	98	1'25.696	98	1'25.674	98	1'25.749	98	1'25.894	98	1'25.922	98	1'25.808	98	1'26.164	
2 ^o	62	0'061 1'24.928	8	0.668 1'31.438	8	1.125 1'26.932	8	1.430 1'26.368	8	1.975 1'26.379	8	2.630 1'26.351	8	3.424 1'26.468	8	3.845 1'26.17	8	4.097 1'26.146	8	4.503 1'26.328	8	5.058 1'26.363	8	5.033 1'26.139	
3 ^o	8	0'170 1'25.037	1	2.684 1'33.454	1	3.552 1'27.343	1	4.471 1'26.982	1	5.768 1'27.131	1	6.536 1'26.464	1	7.638 1'26.776	1	8.130 1'26.241	1	8.482 1'26.246	1	8.897 1'26.337	1	10.729 1'27.64	1	12.452 1'27.887	
4 ^o	5	0'364 1'25.231	7	3.279 1'34.049	7	4.479 1'27.675	7	5.850 1'27.434	7	6.710 1'26.694	7	7.670 1'26.656	7	8.422 1'26.426	7	9.033 1'26.36	7	9.447 1'26.308	7	9.798 1'26.273	7	11.501 1'27.511	7	13.255 1'27.918	
5 ^o	1	0'460 1'25.327	91	3.705 1'34.475	91	4.756 1'27.526	91	6.453 1'27.76	91	7.298 1'26.679	91	8.204 1'26.602	91	9.113 1'26.583	91	9.708 1'26.344	91	10.282 1'26.468	91	10.753 1'26.393	91	11.941 1'26.996	91	13.559 1'27.782	
6 ^o	4	0'474 1'25.341	4	3.967 1'34.737	4	5.387 1'27.895	4	6.970 1'27.646	4	8.176 1'27.04	4	9.365 1'26.885	4	10.174 1'26.483	4	10.902 1'26.477	4	11.579 1'26.571	4	12.081 1'26.424	4	12.835 1'26.562	4	13.869 1'27.198	
7 ^o	7	0'483 1'25.350	5	4.403 1'35.173	5	6.063 1'28.135	5	7.584 1'27.584	5	8.730 1'26.98	5	9.998 1'26.964	5	10.978 1'26.654	5	11.821 1'26.592	5	12.545 1'26.618	5	13.164 1'26.541	5	13.855 1'26.499	5	14.481 1'26.79	
8 ^o	51	0'592 1'25.459	51	4.860 1'35.63	51	6.937 1'28.552	51	8.591 1'27.717	51	10.135 1'27.378	51	11.521 1'27.082	51	12.674 1'26.827	51	13.653 1'26.728	51	14.535 1'26.776	51	15.312 1'26.699	51	16.150 1'26.646	51	16.614 1'26.628	
9 ^o	91	0'615 1'25.482	47	5.570 1'36.34	47	7.528 1'28.433	47	8.972 1'27.507	3	11.209 1'27.733	3	12.282 1'26.769	3	13.384 1'26.776	3	14.696 1'27.061	3	15.556 1'26.754	3	16.296 1'26.662	3	17.105 1'26.617	3	17.716 1'26.775	
10 ^o	3	0'624 1'25.491	3	6.187 1'36.957	3	7.864 1'28.152	3	9.310 1'27.509	47	11.670 1'28.532	47	13.117 1'27.143	47	14.486 1'27.043	47	15.471 1'26.734	47	16.226 1'26.649	47	17.147 1'26.843	47	17.919 1'26.58	47	18.395 1'26.64	
11 ^o	2	0'928 1'25.795	18	6.621 1'37.391	18	8.459 1'28.313	18	10.003 1'27.607	18	12.271 1'28.102	18	13.841 1'27.266	18	15.479 1'27.312	18	16.769 1'27.039	18	18.126 1'27.451	18	19.684 1'27.48	18	21.068 1'27.192	18	22.193 1'27.289	
12 ^o	12	1'070 1'25.937	62	7.084 1'37.854	20	9.901 1'28.977	20	11.455 1'27.617	20	13.338 1'27.717	20	15.294 1'27.652	6	17.866 1'27.829	6	19.259 1'27.142	6	20.350 1'26.985	6	21.243 1'26.815	6	22.116 1'26.681	6	22.883 1'26.931	
13 ^o	18	1'075 1'25.942	20	7.399 1'38.169	6	10.650 1'29.412	6	12.575 1'27.988	6	14.189 1'27.448	6	15.711 1'27.218	20	18.519 1'28.899	72	20.999 1'28.034	72	22.226 1'27.121	72	23.453 1'27.149	72	24.894 1'27.249	72	25.822 1'27.092	
14 ^o	47	1'181 1'26.048	6	7.713 1'38.483	72	11.010 1'28.866	72	12.777 1'27.83	72	14.564 1'27.621	72	16.403 1'27.535	72	18.714 1'27.985	20	21.801 1'29.031	2	25.151 1'28.467	2	26.241 1'27.012	2	28.023 1'27.59	2	29.102 1'27.243	
15 ^o	72	1'607 1'26.474	72	8.619 1'39.389	12	11.872 1'29.199	12	13.644 1'27.835	12	15.269 1'27.459	12	16.884 1'27.311	12	19.396 1'28.186	2	22.578 1'27.393	12	25.684 1'28.66	12	27.002 1'27.24	12	28.368 1'27.174	12	29.358 1'27.154	
16 ^o	20	1'844 1'26.711	12	9.148 1'39.918	62	12.374 1'31.765	2	15.936 1'28.381	2	17.843 1'27.741	2	19.663 1'27.516	2	20.934 1'26.945	12	22.918 1'29.271	20	31.649 1'35.742	20	51.507 1'45.78	20	53.630 1'27.931	20	55.269 1'27.803	
17 ^o	6	2'310 1'27.177	2	9.189 1'39.959	2	13.618 1'30.904	62	17.324 1'31.013	62	26.826 1'35.336															

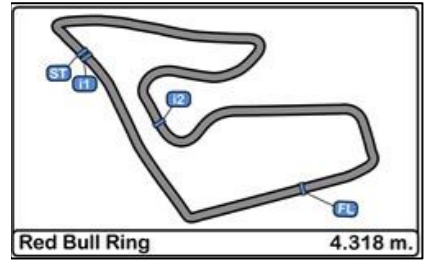


Red Bull Ring Circuit
Euroformula Open
RACE 2

LAP CHART

11/09/2016

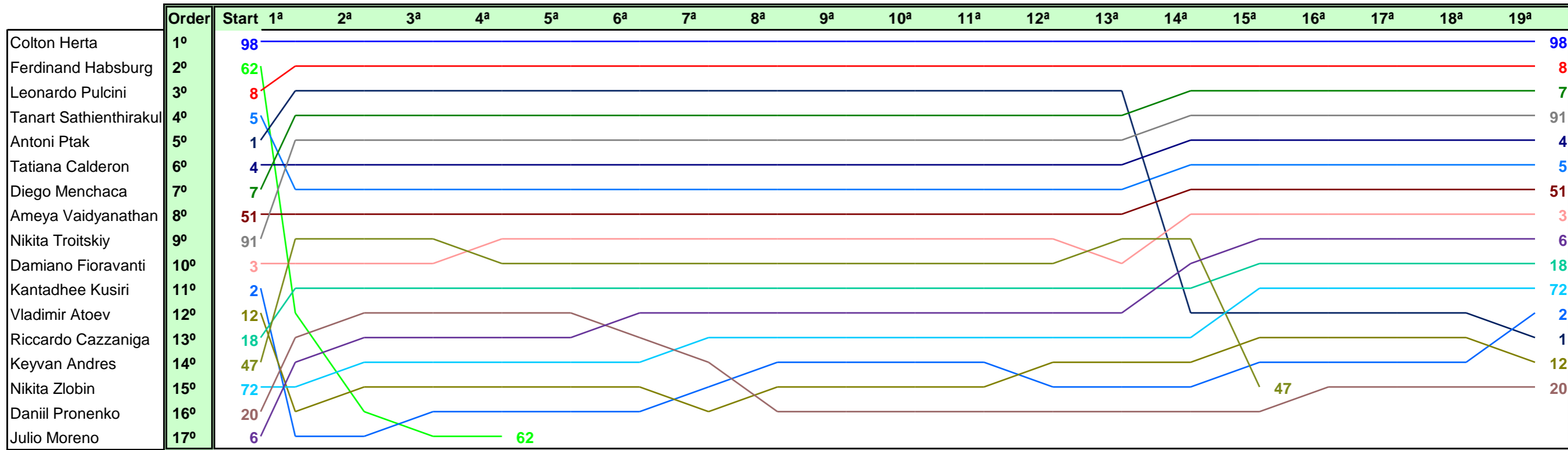
Order	12 ^a	GAP / LT	13 ^a	GAP / LT	14 ^a	GAP / LT	15 ^a	GAP / LT	16 ^a	GAP / LT	17 ^a	GAP / LT	18 ^a	GAP / LT	19 ^a	GAP / LT
1 ^o	98	1'25.913	98	1'25.803	98	1'25.811	98	1'25.907	98	1'25.497	98	1'25.606	98	1'25.672	98	1'26.209
2 ^o	8	5.038 1'25.918	8	5.819 1'26.584	8	6.563 1'26.555	8	7.050 1'26.394	8	8.639 1'27.086	8	10.300 1'27.267	8	11.018 1'26.39	8	12.264 1'27.455
3 ^o	1	13.115 1'26.576	1	13.953 1'26.641	7	15.734 1'26.858	7	15.924 1'26.097	7	16.432 1'26.005	7	16.669 1'25.843	7	16.788 1'25.791	7	17.070 1'26.491
4 ^o	7	13.893 1'26.551	7	14.687 1'26.597	91	17.042 1'26.454	91	17.642 1'26.507	91	18.481 1'26.336	91	19.538 1'26.663	91	20.197 1'26.331	91	20.475 1'26.487
5 ^o	91	14.646 1'27	91	16.399 1'27.556	4	17.916 1'26.517	4	18.431 1'26.422	4	19.490 1'26.556	4	20.202 1'26.318	4	20.970 1'26.44	4	21.138 1'26.377
6 ^o	4	15.051 1'27.095	4	17.210 1'27.962	5	18.721 1'26.841	5	19.057 1'26.243	5	21.067 1'27.507	5	23.130 1'27.669	5	24.721 1'27.263	5	26.250 1'27.738
7 ^o	5	15.463 1'26.895	5	17.891 1'28.031	51	20.245 1'27.012	51	21.285 1'26.947	51	22.803 1'27.015	51	24.359 1'27.162	51	26.204 1'27.517	51	28.053 1'28.058
8 ^o	51	17.473 1'26.772	51	19.044 1'27.374	3	22.868 1'27.352	3	23.914 1'26.953	3	25.751 1'27.334	3	27.450 1'27.305	3	29.089 1'27.311	3	30.287 1'27.407
9 ^o	3	18.793 1'26.99	47	20.242 1'26.82	47	24.339 1'29.908	6	28.788 1'26.62	6	29.739 1'26.448	6	30.396 1'26.263	6	30.945 1'26.221	6	31.054 1'26.318
10 ^o	47	19.225 1'26.743	3	21.327 1'26.337	6	28.075 1'28.171	18	29.849 1'27.289	18	31.460 1'27.108	18	32.675 1'26.821	18	33.931 1'26.928	18	34.557 1'26.835
11 ^o	18	23.407 1'27.127	18	25.169 1'27.565	18	28.467 1'29.109	72	32.320 1'27.785	72	34.491 1'27.668	72	36.471 1'27.586	72	38.278 1'27.479	72	40.893 1'28.824
12 ^o	6	24.079 1'27.109	6	25.715 1'27.439	1	29.363 1'41.221	1	33.220 1'29.764	1	35.240 1'27.517	1	37.034 1'27.4	1	38.913 1'27.551	2	41.315 1'27.594
13 ^o	72	27.126 1'27.217	72	28.772 1'27.449	72	30.442 1'27.481	12	34.617 1'26.901	12	35.846 1'26.726	12	37.362 1'27.122	12	39.454 1'27.764	1	41.864 1'29.16
14 ^o	12	31.045 1'27.6	12	32.468 1'27.226	12	33.571 1'26.914	2	35.382 1'26.901	2	36.746 1'26.861	2	38.357 1'27.217	2	39.930 1'27.245	12	42.302 1'29.057
15 ^o	2	31.847 1'28.658	2	33.381 1'27.337	2	34.388 1'26.818	47	41.441 1'43.009	20	1'05.071 1'27.349	20	1'08.090 1'28.625	20	1'10.667 1'28.249	20	1'12.573 1'28.115
16 ^o	20	57.194 1'27.838	20	59.266 1'27.875	20	1'01.401 1'27.946	20	1'03.219 1'27.725								
17 ^o																

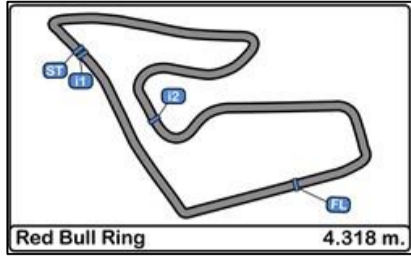


Red Bull Ring Circuit
Euroformula Open
RACE 2

GRAPHIC LAP CHART

11/09/2016





Red Bull Ring Circuit
Euroformula Open
RACE 2

WEATHER REPORT

Track Status DRY

