

## Silverstone Circuit Euroformula Open RACE 1

### CLASSIFICATION

23/07/2016

Clas.	Nº	Entrant	Nat.	Driver	Nat.	Cat.	Cla.	Chassis	Team	Laps	Total Time	Km/h.	Gap	Best	Time	Km/h.	
1	8	Campos Racing	ESP	Leonardo Pulcini	ITA			Dallara F312	Campos Racing	15	28'43.413	184.584		10	1'54.153	185.783	
2	98	Carlin Motorsport	GBR	Colton Herta	USA	R	1º	Dallara F312	Carlin Motorsport	15	28'48.346	184.057	4"933	11	1'54.568	185.110	
3	1	RP Motorsport	ITA	Antoni Ptak	POL			Dallara F312	RP Motorsport	15	28'53.098	183.553	9"685	13	1'54.640	184.994	
4	62	Drivex School	ESP	Ferdinand Habsburg	AUT	R	2º	Dallara F312	Drivex School	15	28'55.120	183.339	11"707	4	1'54.850	184.655	
5	3	RP Motorsport	ITA	Damiano Fioravanti	ITA			Dallara F312	RP Motorsport	15	28'56.286	183.216	12"873	7	1'54.762	184.797	
6	4	RP Motorsport	ITA	Enaam Ahmed	GBR	R	3º	Dallara F312	RP Motorsport	15	28'57.084	183.132	13"671	11	1'54.934	184.520	
7	7	Campos Racing	ESP	Diego Menchaca	MEX			Dallara F312	Campos Racing	15	28'58.546	182.978	15"133	10	1'54.525	185.179	
8	37	Fortec Motorsports	GBR	Igor Walilko	POL			Dallara F312	Fortec Motorsports	15	29'14.835	181.279	31"422	10	1'55.310	183.919	
9	12	RACE	ESP	Vladimir Atoev	RUS	R	4º	Dallara F312	Teo Martin Motorsport	15	29'16.799	181.076	33"386	8	1'55.666	183.353	
10	2	RP Motorsport	ITA	Kantadhee Kusiri	THA			Dallara F312	RP Motorsport	15	29'17.438	181.011	34"025	5	1'55.704	183.292	
11	6	Campos Racing	ESP	Julio Moreno	ECU			Dallara F312	Campos Racing	15	29'18.989	180.851	35"576	11	1'55.565	183.513	
12	72	RACE	ESP	Nikita Zlobin	RUS			Dallara F312	Teo Martin Motorsport	15	29'19.608	180.787	36"195	11	1'56.025	182.785	
13	47	Carlin Motorsport	GBR	Keyvan Andres	DEU	R	5º	Dallara F312	Carlin Motorsport	15	29'22.440	180.497	39"027	11	1'56.012	182.806	
14	18	DAV Racing	ITA	Daniele Cazzaniga	ITA	R	6º	Dallara F312	DAV Racing	15	29'33.477	179.374	50"064	11	1'56.437	182.138	
15	9	Campos Racing	ESP	Gulhuseyn Abdullayev	AZE	R	7º	Dallara F312	Campos Racing	15	29'50.329	177.685	1'06"916	11	1'56.443	182.129	
16	5	RP Motorsport	ITA	Tanart Sathienthirakul	THA			Dallara F312	RP Motorsport							15 Lap.	
17	21	BVM Racing	ITA	Ye Hongli	CHN	R	8º	Dallara F312	BVM Racing								15 Lap.
18	51	Carlin Motorsport	GBR	Ameya Vaidyanathan	IND	R	9º	Dallara F312	Carlin Motorsport								15 Lap.

Fastest lap Leonardo Pulcini 1'54.153 185.783 Km/h.

Published at:.....

Track Status **DRY**

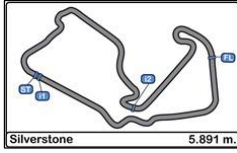
Stewards:	Race Director:	Timekeeper: 
-----------	----------------	--











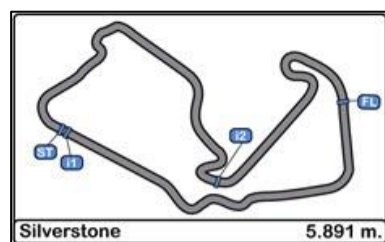
Silverstone Circuit  
Euroformula Open  
RACE 1

LAP ANALYSIS

23/07/2016

Number
Lap
1ª - 1
1ª - 2
1ª - 3
2ª - 1
2ª - 2
2ª - 3
3ª - 1
3ª - 2
3ª - 3
4ª - 1
4ª - 2
4ª - 3
5ª - 1
5ª - 2
5ª - 3
6ª - 1
6ª - 2
6ª - 3
7ª - 1
7ª - 2
7ª - 3
8ª - 1
8ª - 2
8ª - 3
9ª - 1
9ª - 2
9ª - 3
10ª - 1
10ª - 2
10ª - 3
11ª - 1
11ª - 2
11ª - 3
12ª - 1
12ª - 2
12ª - 3
13ª - 1
13ª - 2
13ª - 3
14ª - 1
14ª - 2
14ª - 3
15ª - 1
15ª - 2
15ª - 3





## Silverstone Circuit

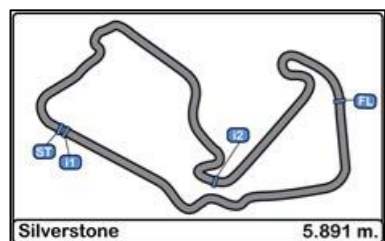
### Euroformula Open

### RACE 1

### Best Sectors Results

23/07/2016

Sector - 1		Sector - 2		Sector - 3		Ideal Lap vs Best Lap					
Ord.	Nº Driver	Time	Nº Driver	Time	Nº Driver	Time	Ord.	Nº Driver	Ideal Lap	Best Lap	Ord.
1	4 Enaam Ahmed	33.754	8 Leonardo Pulcini	49.543	8 Leonardo Pulcini	30.706	1	8 Leonardo Pulcini	1'54.072	1'54.153	1
2	1 Antoni Ptak	33.823	98 Colton Herta	49.756	3 Damiano Fioravanti	30.795	2	1 Antoni Ptak	1'54.496	1'54.640	4
3	8 Leonardo Pulcini	33.823	1 Antoni Ptak	49.797	98 Colton Herta	30.810	3	7 Diego Menchaca	1'54.500	1'54.525	2
4	7 Diego Menchaca	33.833	3 Damiano Fioravanti	49.800	7 Diego Menchaca	30.852	4	98 Colton Herta	1'54.511	1'54.568	3
5	62 Ferdinand Habsburg	33.917	7 Diego Menchaca	49.815	62 Ferdinand Habsburg	30.858	5	3 Damiano Fioravanti	1'54.535	1'54.762	5
6	3 Damiano Fioravanti	33.940	4 Enaam Ahmed	49.896	1 Antoni Ptak	30.876	6	4 Enaam Ahmed	1'54.591	1'54.934	7
7	98 Colton Herta	33.945	62 Ferdinand Habsburg	49.934	4 Enaam Ahmed	30.941	7	62 Ferdinand Habsburg	1'54.709	1'54.850	6
8	12 Vladimir Atoev	34.045	6 Julio Moreno	50.092	6 Julio Moreno	30.951	8	37 Igor Walilko	1'55.244	1'55.310	8
9	37 Igor Walilko	34.157	37 Igor Walilko	50.103	2 Kantadhee Kusiri	30.959	9	6 Julio Moreno	1'55.379	1'55.565	9
10	2 Kantadhee Kusiri	34.261	2 Kantadhee Kusiri	50.294	37 Igor Walilko	30.984	10	2 Kantadhee Kusiri	1'55.514	1'55.704	11
11	72 Nikita Zlobin	34.305	47 Keyvan Andres	50.340	47 Keyvan Andres	31.048	11	12 Vladimir Atoev	1'55.666	1'55.666	10
12	6 Julio Moreno	34.336	72 Nikita Zlobin	50.361	12 Vladimir Atoev	31.056	12	47 Keyvan Andres	1'55.728	1'56.012	12
13	47 Keyvan Andres	34.340	18 Daniele Cazzaniga	50.422	72 Nikita Zlobin	31.076	13	72 Nikita Zlobin	1'55.742	1'56.025	13
14	9 Gulhuseyn Abdullayev	34.540	9 Gulhuseyn Abdullayev	50.552	9 Gulhuseyn Abdullayev	31.174	14	9 Gulhuseyn Abdullayev	1'56.266	1'56.443	15
15	18 Daniele Cazzaniga	34.712	12 Vladimir Atoev	50.565	18 Daniele Cazzaniga	31.221	15	18 Daniele Cazzaniga	1'56.355	1'56.437	14



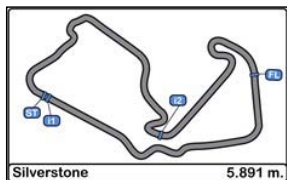
**Silverstone Circuit**  
**Euroformula Open**  
**RACE 1**

**BEST TOP SPEEDS**

23/07/2016

Ord.	Nº	Entrant	Nat.	Driver	Nat.	Cat.	Cla.	Chassis	Team	Top 1		Top 2		Top 3		Top 4		Top 5		Avg.	
										Km/h	Lap	Km/h	Lap	Km/h	Lap	Km/h	Lap	Km/h	Lap		
1	4	RP Motorsport	ITA	Enaam Ahmed	GBR	R	1º	Dallara F312			234.273	4	234.273	5	232.759	15	232.258	14	231.760	6	233.065
2	37	Fortec Motorsports	GBR	Igor Walilko	POL			Dallara F312			233.766	6	231.760	4	231.263	7	230.769	2	230.769	5	231.666
3	3	RP Motorsport	ITA	Damiano Fioravanti	ITA			Dallara F312			233.261	8	232.258	4	231.263	5	230.769	9	230.769	2	231.664
4	7	Campos Racing	ESP	Diego Menchaca	MEX			Dallara F312			233.261	3	232.759	4	232.258	6	231.263	5	230.769	1	232.062
5	12	RACE	ESP	Vladimir Atoev	RUS	R	2º	Dallara F312			233.261	4	232.759	2	230.277	5	229.299	3	228.814	8	230.882
6	1	RP Motorsport	ITA	Antoni Ptak	POL			Dallara F312			232.759	1	227.848	8	227.848	10	227.368	15	227.368	4	228.638
7	47	Carlin Motorsport	GBR	Keyvan Andres	DEU	R	3º	Dallara F312			232.759	7	232.258	6	231.263	4	230.769	1	230.277	5	231.465
8	62	Drivex School	ESP	Ferdinand Habsburg	AUT	R	4º	Dallara F312			232.759	3	230.277	1	229.787	2	228.814	5	228.330	7	229.993
9	6	Campos Racing	ESP	Julio Moreno	ECU			Dallara F312			232.258	6	231.263	5	230.277	3	229.299	2	228.814	4	230.382
10	9	Campos Racing	ESP	Gulhuseyn Abdullayev	AZE	R	5º	Dallara F312			232.258	1	228.814	6	228.814	2	228.330	8	227.848	7	229.213
11	98	Carlin Motorsport	GBR	Colton Herta	USA	R	6º	Dallara F312			230.769	3	230.769	5	230.277	2	229.299	1	229.299	4	230.083
12	8	Campos Racing	ESP	Leonardo Pulcini	ITA			Dallara F312			228.814	7	228.814	5	228.330	8	228.330	9	228.330	10	228.523
13	2	RP Motorsport	ITA	Kantadhee Kusiri	THA			Dallara F312			228.330	3	227.848	7	227.368	15	226.891	1	225.941	4	227.276
14	21	BVM Racing	ITA	Ye Hongli	CHN	R	7º	Dallara F312			227.848	1									227.848
15	72	RACE	ESP	Nikita Zlobin	RUS			Dallara F312			227.368	1	226.891	15	226.415	4	226.415	6	226.415	12	226.701
16	18	DAV Racing	ITA	Daniele Cazzaniga	ITA	R	8º	Dallara F312			226.891	1	224.066	4	224.066	11	224.066	12	224.066	13	224.631





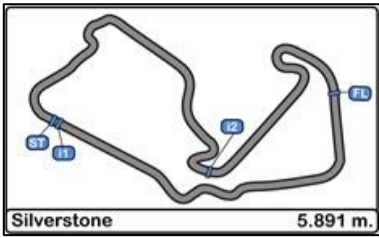
**Silverstone Circuit  
Euroformula Open  
RACE 1**

**FASTEST LAP SEQUENCE**

23/07/2016

<u>Time of Day</u>	<u>Session Time</u>	<u>N°</u>	<u>Entrant</u>	<u>Nat.</u>	<u>Driver</u>	<u>Nat.</u>	<u>Cat.</u>	<u>Chassis</u>	<u>Time</u>	<u>Km/h</u>	<u>Lap</u>
14:15'56.748	1'58.557	8	Campos Racing	ESP	Leonardo Pulcini	ITA		Dallara F312	1'58.557	178.881	1
14:17'51.938	3'53.838	8	Campos Racing	ESP	Leonardo Pulcini	ITA		Dallara F312	1'55.281	183.964	2
14:17'52.768	3'54.673	98	Carlin Motorsport	GBR	Colton Herta	USA	R	Dallara F312	1'55.170	184.142	2
14:19'46.939	5'48.824	8	Campos Racing	ESP	Leonardo Pulcini	ITA		Dallara F312	1'54.986	184.436	3
14:21'41.498	7'43.376	8	Campos Racing	ESP	Leonardo Pulcini	ITA		Dallara F312	1'54.552	185.135	4
14:23'35.805	9'37.684	8	Campos Racing	ESP	Leonardo Pulcini	ITA		Dallara F312	1'54.308	185.530	5
14:33'07.696	19'09.524	8	Campos Racing	ESP	Leonardo Pulcini	ITA		Dallara F312	1'54.153	185.782	10





## Silverstone Circuit

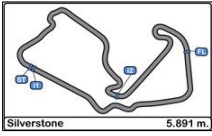
### Euroformula Open

### RACE 1

### EVENT MAXIMUM SPEED

23/07/2016

Ord.	Nº	Entrant	Nat.	Driver	Nat.	Cat.	Cl.	Chassis	Team	Km/h	Lap	Session
1	3	RP Motorsport	ITA	Damiano Fioravanti	ITA			Dallara F312	RP Motorsport	235.295	4	Free Practice 1
2	4	RP Motorsport	ITA	Enaam Ahmed	GBR	R	1º	Dallara F312	RP Motorsport	235.295	5	Qualifying 1
3	8	Campos Racing	ESP	Leonardo Pulcini	ITA			Dallara F312	Campos Racing	233.767	9	Qualifying 1
4	37	Fortec Motorsports	GBR	Igor Waliiko	POL			Dallara F312	Fortec Motorsports	233.767	6	RACE 1
5	7	Campos Racing	ESP	Diego Menchaca	MEX			Dallara F312	Campos Racing	233.262	3	RACE 1
6	12	RACE	ESP	Vladimir Atoev	RUS	R	2º	Dallara F312	Teo Martin Motorsport	233.262	4	RACE 1
7	18	DAV Racing	ITA	Daniele Cazzaniga	ITA	R	3º	Dallara F312	DAV Racing	233.262	9	Qualifying 1
8	51	Carlin Motorsport	GBR	Ameya Vaidyanathan	IND	R	4º	Dallara F312	Carlin Motorsport	233.262	5	Qualifying 1
9	1	RP Motorsport	ITA	Antoni Ptak	POL			Dallara F312	RP Motorsport	232.759	1	RACE 1
10	47	Carlin Motorsport	GBR	Keyvan Andres	DEU	R	5º	Dallara F312	Carlin Motorsport	232.759	7	RACE 1
11	62	Drivex School	ESP	Ferdinand Habsburg	AUT	R	6º	Dallara F312	Drivex School	232.759	3	RACE 1
12	98	Carlin Motorsport	GBR	Colton Herta	USA	R	7º	Dallara F312	Carlin Motorsport	232.759	6	Free Practice 1
13	6	Campos Racing	ESP	Julio Moreno	ECU			Dallara F312	Campos Racing	232.259	6	RACE 1
14	9	Campos Racing	ESP	Gulhuseyn Abdullayev	AZE	R	8º	Dallara F312	Campos Racing	232.259	1	RACE 1
15	2	RP Motorsport	ITA	Kantadhee Kusiri	THA			Dallara F312	RP Motorsport	231.264	7	Free Practice 1
16	5	RP Motorsport	ITA	Tanart Sathienthirakul	THA			Dallara F312	RP Motorsport	231.264	5	Free Practice 1
17	21	BVM Racing	ITA	Ye Hongli	CHN	R	9º	Dallara F312	BVM Racing	230.770	5	Free Practice 1
18	72	RACE	ESP	Nikita Zlobin	RUS			Dallara F312	Teo Martin Motorsport	230.770	13	Free Practice 1

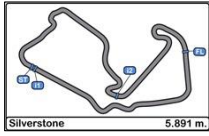


**Silverstone Circuit**  
**Euroformula Open**  
**RACE 1**

**LAP CHART**

23/07/2016

Order	Start	GAP / LT	1 <sup>a</sup>	GAP / LT	2 <sup>a</sup>	GAP / LT	3 <sup>a</sup>	GAP / LT	4 <sup>a</sup>	GAP / LT	5 <sup>a</sup>	GAP / LT	6 <sup>a</sup>	GAP / LT	7 <sup>a</sup>	GAP / LT	8 <sup>a</sup>	GAP / LT	9 <sup>a</sup>	GAP / LT	10 <sup>a</sup>	GAP / LT	11 <sup>a</sup>	GAP / LT
1 <sup>o</sup>	8	1'52.472	8	1'58.557	8	1'55.281	8	1'54.986	8	1'54.552	8	1'54.308	8	1'54.398	8	1'54.488	8	1'54.342	8	1'54.459	8	1'54.153	8	1'54.506
2 <sup>o</sup>	98	0'086 1'52.558	98	0.946 1'59.503	98	0.835 1'55.17	98	1.120 1'55.271	98	1.497 1'54.929	98	2.091 1'54.902	98	2.974 1'55.281	98	3.434 1'54.948	98	3.898 1'54.806	98	4.107 1'54.668	98	4.713 1'54.759	98	4.775 1'54.568
3 <sup>o</sup>	3	0'107 1'52.579	1	2.062 2'00.619	1	3.115 1'56.334	1	3.966 1'55.837	1	4.644 1'55.23	1	5.421 1'55.085	1	6.182 1'55.159	1	6.707 1'55.013	1	7.306 1'54.941	1	7.790 1'54.943	1	8.320 1'54.683	1	8.745 1'54.931
4 <sup>o</sup>	1	0'428 1'52.900	3	2.153 2'00.71	3	3.200 1'56.328	62	5.865 1'56.874	62	6.163 1'54.85	62	6.886 1'55.031	62	7.454 1'54.966	62	8.115 1'55.149	62	8.718 1'54.945	62	9.238 1'54.979	62	9.993 1'54.908	62	10.580 1'55.093
5 <sup>o</sup>	2	0'677 1'53.149	2	3.068 2'01.625	62	3.977 1'55.719	3	6.391 1'58.177	3	6.921 1'55.082	3	7.761 1'55.148	3	8.209 1'54.846	3	8.483 1'54.762	3	9.066 1'54.925	3	10.095 1'55.488	3	11.057 1'55.115	3	11.512 1'54.961
6 <sup>o</sup>	51	0'885 1'53.357	62	3.539 2'02.096	4	5.476 1'56.613	4	6.854 1'56.364	4	7.711 1'55.409	4	8.596 1'55.193	4	9.414 1'55.216	4	10.182 1'55.256	4	11.038 1'55.198	4	11.552 1'54.973	4	12.354 1'54.955	4	12.782 1'54.934
7 <sup>o</sup>	5	0'954 1'53.426	4	4.144 2'02.701	2	5.922 1'58.135	2	7.660 1'56.724	2	9.130 1'56.022	2	10.526 1'55.704	7	11.991 1'55.43	7	12.569 1'55.066	7	13.034 1'54.807	7	13.723 1'55.148	7	14.095 1'54.525	7	14.259 1'54.67
8 <sup>o</sup>	62	0'186 1'52.658	7	4.406 2'02.963	7	6.169 1'57.044	7	8.075 1'56.892	7	9.673 1'56.15	7	10.959 1'55.594	2	13.109 1'56.981	2	14.684 1'56.063	2	16.203 1'55.861	2	17.636 1'55.892	2	19.392 1'55.909	2	20.767 1'55.881
9 <sup>o</sup>	6	1'054 1'53.526	12	4.990 2'03.547	12	6.918 1'57.209	12	8.776 1'56.844	12	10.554 1'56.33	12	12.720 1'56.474	6	15.609 1'57.06	6	17.329 1'56.208	6	18.775 1'55.788	6	19.905 1'55.589	6	21.335 1'55.583	6	22.394 1'55.565
10 <sup>o</sup>	4	0'450 1'52.922	6	5.650 2'04.207	6	7.706 1'57.337	6	9.253 1'56.533	6	11.129 1'56.428	6	12.947 1'56.126	12	16.612 1'57.84	12	18.645 1'56.971	12	19.969 1'55.666	12	21.377 1'55.867	12	23.493 1'56.269	12	25.091 1'56.104
11 <sup>o</sup>	37	1'061 1'53.533	37	6.265 2'04.822	37	8.186 1'57.202	37	10.072 1'56.872	37	11.723 1'56.203	37	13.594 1'56.179	37	16.231 1'57.035	37	18.996 1'57.253	37	20.741 1'56.087	37	22.901 1'56.619	37	24.058 1'55.31	37	25.637 1'56.085
12 <sup>o</sup>	47	1'124 1'53.596	9	8.072 2'06.629	9	10.029 1'57.238	9	12.970 1'57.927	72	16.169 1'56.591	72	19.020 1'57.159	72	21.343 1'56.721	72	23.409 1'56.554	72	25.220 1'56.153	72	26.915 1'56.154	72	28.799 1'56.037	72	30.318 1'56.025
13 <sup>o</sup>	7	1'186 1'53.658	18	9.318 2'07.875	72	12.432 1'58.098	72	14.130 1'56.684	9	18.429 2'00.011	9	20.824 1'56.703	9	23.260 1'56.834	47	26.317 1'57.021	47	28.120 1'56.145	47	30.123 1'56.462	47	32.346 1'56.376	47	33.852 1'56.012
14 <sup>o</sup>	21	1'379 1'53.851	72	9.615 2'08.172	18	13.117 1'59.08	18	15.477 1'57.346	47	19.438 1'56.962	47	21.613 1'56.483	47	23.784 1'56.569	9	28.409 1'59.637	9	32.206 1'58.139	9	34.930 1'57.183	9	38.028 1'57.251	9	39.965 1'56.443
15 <sup>o</sup>	12	1'634 1'54.106	47	13.585 2'12.142	47	15.627 1'57.323	47	17.028 1'56.387	18	24.716 2'03.791	18	27.563 1'57.155	18	29.969 1'56.804	18	32.239 1'56.758	18	34.795 1'56.898	18	36.879 1'56.543	18	39.240 1'56.514	18	41.171 1'56.437
16 <sup>o</sup>	72	2'031 1'54.503																						
17 <sup>o</sup>	9	2'105 1'54.577																						
18 <sup>o</sup>	18	2'244 1'54.716																						

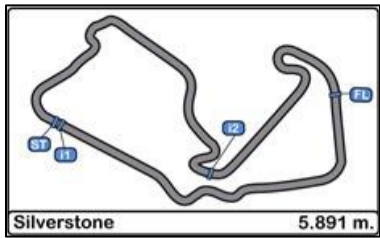


**Silverstone Circuit**  
**Euroformula Open**  
**RACE 1**

**LAP CHART**

23/07/2016

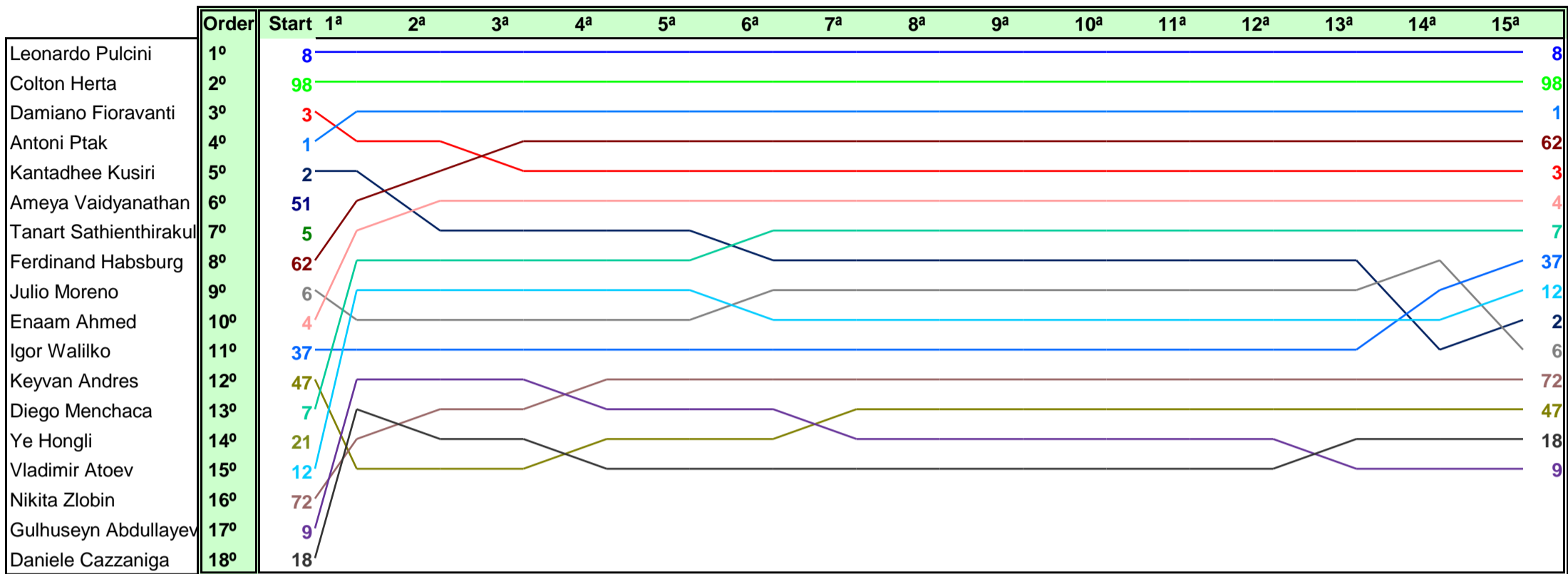
Order	12 <sup>a</sup>	GAP / LT	13 <sup>a</sup>	GAP / LT	14 <sup>a</sup>	GAP / LT	15 <sup>a</sup>	GAP / LT
1 <sup>o</sup>	<b>8</b>	1'54.44	<b>8</b>	1'54.596	<b>8</b>	1'55.007	<b>8</b>	1'55.34
2 <sup>o</sup>	<b>98</b>	5.011 1'54.676	<b>98</b>	5.432 1'55.017	<b>98</b>	5.277 1'54.852	<b>98</b>	4.933 1'54.996
3 <sup>o</sup>	<b>1</b>	9.338 1'55.033	<b>1</b>	9.382 1'54.64	<b>1</b>	9.468 1'55.093	<b>1</b>	9.685 1'55.557
4 <sup>o</sup>	<b>62</b>	11.153 1'55.013	<b>62</b>	11.513 1'54.956	<b>62</b>	11.755 1'55.249	<b>62</b>	11.707 1'55.292
5 <sup>o</sup>	<b>3</b>	12.131 1'55.059	<b>3</b>	12.743 1'55.208	<b>3</b>	12.998 1'55.262	<b>3</b>	12.873 1'55.215
6 <sup>o</sup>	<b>4</b>	13.435 1'55.093	<b>4</b>	13.808 1'54.969	<b>4</b>	13.947 1'55.146	<b>4</b>	13.671 1'55.064
7 <sup>o</sup>	<b>7</b>	14.614 1'54.795	<b>7</b>	14.999 1'54.981	<b>7</b>	14.905 1'54.913	<b>7</b>	15.133 1'55.568
8 <sup>o</sup>	<b>2</b>	22.299 1'55.972	<b>2</b>	23.732 1'56.029	<b>6</b>	27.262 1'57.751	<b>37</b>	31.422 1'56.536
9 <sup>o</sup>	<b>6</b>	23.519 1'55.565	<b>6</b>	24.518 1'55.595	<b>37</b>	30.226 1'56.599	<b>12</b>	33.386 1'57.851
10 <sup>o</sup>	<b>12</b>	26.648 1'55.997	<b>12</b>	28.089 1'56.037	<b>12</b>	30.875 1'57.793	<b>2</b>	34.025 1'57.729
11 <sup>o</sup>	<b>37</b>	27.246 1'56.049	<b>37</b>	28.634 1'55.984	<b>2</b>	31.636 2'02.911	<b>6</b>	35.576 2'03.654
12 <sup>o</sup>	<b>72</b>	31.983 1'56.105	<b>72</b>	33.646 1'56.259	<b>72</b>	35.220 1'56.581	<b>72</b>	36.195 1'56.315
13 <sup>o</sup>	<b>47</b>	35.569 1'56.157	<b>47</b>	37.194 1'56.221	<b>47</b>	38.282 1'56.095	<b>47</b>	39.027 1'56.085
14 <sup>o</sup>	<b>9</b>	42.904 1'57.379	<b>18</b>	45.872 1'56.907	<b>18</b>	47.644 1'56.979	<b>18</b>	50.064 1'57.56
15 <sup>o</sup>	<b>18</b>	43.561 1'56.83	<b>9</b>	58.845 2'10.537	<b>9</b>	1'02.542 1'58.704	<b>9</b>	1'06.916 1'59.714
16 <sup>o</sup>								
17 <sup>o</sup>								
18 <sup>o</sup>								

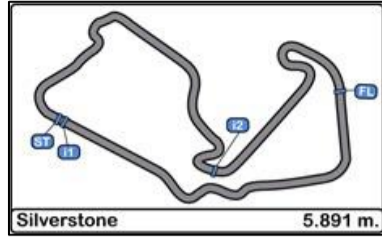


**Silverstone Circuit**  
**Euroformula Open**  
**RACE 1**

**GRAPHIC LAP CHART**

23/07/2016





**Silverstone Circuit  
Euroformula Open  
RACE 1**

**WEATHER REPORT**

**Track Status DRY**

