

Circuito de Barcelona
Euroformula Open
Qualifying - 2
Provisional Results



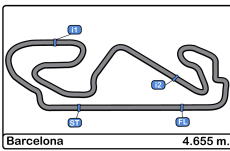
Clas	Nº	Entrant	Nat	Driver	Nat	Cat	Clas	Chassis	Team	Laps	Best	Time	Gap	Interval	Km/h
1	10	RACE	ESP	Bent Viscaal	NLD	R	1	Dallara F312	Teo Martin Motorsport	11	10	1:37.610			171.6
2	4	RP Motorsport	ITA	Felipe Drugovich	BRA			Dallara F312	RP Motorsport	14	12	1:37.780	0.170	0.170	171.3
3	18	Campos Racing	ESP	Marcos Siebert	ARG			Dallara F312	Campos Racing	12	9	1:38.415	0.805	0.635	170.2
4	8	Drivex School	ESP	Lukas Dunner	AUT	R	2	Dallara F312	Drivex School	15	14	1:38.444	0.834	0.029	170.2
5	34	Carlin Motorsport	GBR	Matheus Iorio	BRA			Dallara F312	Carlin Motorsport	15	13	1:38.615	1.005	0.171	169.9
6	1	RP Motorsport	ITA	David Schumacher	DEU	R	3	Dallara F312	RP Motorsport	15	14	1:38.682	1.072	0.067	169.8
7	28	Carlin Motorsport	GBR	Cameron Das	USA			Dallara F312	Carlin Motorsport	13	11	1:38.696	1.086	0.014	169.7
8	3	RP Motorsport	ITA	Kaylen Frederick	USA	R	4	Dallara F312	RP Motorsport	15	13	1:38.812	1.202	0.116	169.5
9	51	RACE	ESP	Aldo Festante	ITA	R	5	Dallara F312	Teo Martin Motorsport	16	8	1:38.826	1.216	0.014	169.5
10	58	Drivex School	ESP	Javier Gonzalez	MEX	R	6	Dallara F312	Drivex School	14	12	1:38.881	1.271	0.055	169.4
11	11	Campos Racing	ESP	Brad Benavides	USA	R	7	Dallara F312	Campos Racing	14	13	1:39.035	1.425	0.154	169.2
12	77	RP Motorsport	ITA	Guilherme Samaia	BRA			Dallara F312	RP Motorsport	14	13	1:39.217	1.607	0.182	168.9
13	22	Drivex School	ESP	Patrick Schott	CHE	R	8	Dallara F312	Drivex School	13	12	1:39.686	2.076	0.469	168.1
14	5	Carlin Motorsport	GBR	Dev Gore	USA	R	9	Dallara F312	Carlin Motorsport	18	17	1:39.713	2.103	0.027	168.0
15	6	RP Motorsport	ITA	Alessandro Bracalente	ITA			Dallara F312	RP Motorsport	16	14	1:40.130	2.520	0.417	167.3

Published at:.....

Track Temp: 14.9 °C Air Temp: 15.3 °C Humidity: 89 % Track Status: DRY

Stewards:	Race Director:	Timekeeper: 
------------------	-----------------------	--





Circuito de Barcelona
Euroformula Open
Qualifying - 2
Provisional Results by Class



Clas	Nº	Entrant	Nat	Driver	Nat	Cat	Clas	Chassis	Team	Laps	Best	Time	Gap	Interval	Km/h
1	4	RP Motorsport	ITA	Felipe Drugovich	BRA			Dallara F312	RP Motorsport	14	12	1:37.780			171.3
2	18	Campos Racing	ESP	Marcos Siebert	ARG			Dallara F312	Campos Racing	12	9	1:38.415	0.635	0.635	170.2
3	34	Carlin Motorsport	GBR	Matheus Iorio	BRA			Dallara F312	Carlin Motorsport	15	13	1:38.615	0.835	0.200	169.9
4	28	Carlin Motorsport	GBR	Cameron Das	USA			Dallara F312	Carlin Motorsport	13	11	1:38.696	0.916	0.081	169.7
5	77	RP Motorsport	ITA	Guilherme Samaia	BRA			Dallara F312	RP Motorsport	14	13	1:39.217	1.437	0.521	168.9
6	6	RP Motorsport	ITA	Alessandro Bracalente	ITA			Dallara F312	RP Motorsport	16	14	1:40.130	2.350	0.913	167.3
Rookie															
1	10	RACE	ESP	Bent Viscaal	NLD	R	1	Dallara F312	Teo Martin Motorsport	11	10	1:37.610			171.6
2	8	Drivex School	ESP	Lukas Dunner	AUT	R	2	Dallara F312	Drivex School	15	14	1:38.444	0.834	0.834	170.2
3	1	RP Motorsport	ITA	David Schumacher	DEU	R	3	Dallara F312	RP Motorsport	15	14	1:38.682	1.072	0.238	169.8
4	3	RP Motorsport	ITA	Kaylen Frederick	USA	R	4	Dallara F312	RP Motorsport	15	13	1:38.812	1.202	0.130	169.5
5	51	RACE	ESP	Aldo Festante	ITA	R	5	Dallara F312	Teo Martin Motorsport	16	8	1:38.826	1.216	0.014	169.5
6	58	Drivex School	ESP	Javier Gonzalez	MEX	R	6	Dallara F312	Drivex School	14	12	1:38.881	1.271	0.055	169.4
7	11	Campos Racing	ESP	Brad Benavides	USA	R	7	Dallara F312	Campos Racing	14	13	1:39.035	1.425	0.154	169.2
8	22	Drivex School	ESP	Patrick Schott	CHE	R	8	Dallara F312	Drivex School	13	12	1:39.686	2.076	0.651	168.1
9	5	Carlin Motorsport	GBR	Dev Gore	USA	R	9	Dallara F312	Carlin Motorsport	18	17	1:39.713	2.103	0.027	168.0

Published at:.....

Track Temp: 14.9 °C Air Temp: 15.3 °C Humidity: 89 % Track Status: DRY

Stewards:	Race Director:	Timekeeper: 
------------------	-----------------------	---





Circuit de Barcelona
Euroformula Open
Qualifying - 2
Lap Analysis



1 David Schumacher R Dallara F312 **5** Dev Gore R Dallara F312
 RP Motorsport Carlin Motorsport

Lap D	Time	Sector 1	Sector 2	Sector 3	T. Spd	Elapsed	Lap D	Time	Sector 1	Sector 2	Sector 3	T. Spd	Elapsed
1	9:42:02.304	9:40:46.993	40.522	34.789	173.9	9:42:02.304	1	9:42:13.462	9:40:55.174	43.748	34.540	138.6	9:42:13.462
2	1:42.429	29.566	38.862	34.001	231.7	9:43:44.733	2	1:45.923	30.400	39.285	36.238	227.8	9:43:59.385
3	1:45.977 P	29.346	38.202	38.429	232.2	9:45:30.710	3	1:41.473	29.595	38.701	33.177	235.2	9:45:40.858
4	3:21.467	2:07.656	40.745	33.066	175.0	9:48:52.177	4	1:41.014	29.292	38.449	33.273	234.7	9:47:21.872
5	1:39.379	29.102	37.775	32.502	233.2	9:50:31.556	5	1:42.030	30.193	38.791	33.046	233.7	9:49:03.902
6	1:38.934	28.937	37.842	32.155	233.7	9:52:10.490	6	1:46.450 P	29.284	38.472	38.694	234.7	9:50:50.352
7	1:40.421	28.907	38.417	33.097	233.7	9:53:50.911	7	2:49.958	1:32.157	41.086	36.715	160.4	9:53:40.310
8	1:39.106	28.920	37.734	32.452	233.2	9:55:30.017	8	1:41.729	29.865	38.732	33.132	227.8	9:55:22.039
9	1:43.738 P	28.937	37.798	37.003	233.7	9:57:13.755	9	1:40.026	29.439	38.042	32.545	229.2	9:57:02.065
10	6:28.904	5:13.235	41.557	34.112	162.4	10:03:42.659	10	1:39.856	29.361	37.944	32.551	230.2	9:58:41.921
11	1:43.563	29.767	38.986	34.810	231.7	10:05:26.222	11	1:44.876 P	29.377	37.960	37.539	229.7	10:00:26.797
12	1:39.003	28.912	37.790	32.301	233.2	10:07:05.225	12	2:43.514	1:25.323	42.783	35.408	175.0	10:03:10.311
13	1:39.875	28.774	38.457	32.644	234.2	10:08:45.100	13	1:41.971	29.644	38.736	33.591	228.8	10:04:52.282
14	1:38.682	28.771	37.627	32.284	234.2	10:10:23.782	14	1:39.853	29.295	37.961	32.597	230.7	10:06:32.135
15	1:57.110 P	30.548	41.583	44.979	231.2	10:12:20.892	15	1:40.350	29.339	38.122	32.889	231.2	10:08:12.485

3 Kaylen Frederick R Dallara F312 **6** Alessandro Bracalente R Dallara F312
 RP Motorsport RP Motorsport

Lap D	Time	Sector 1	Sector 2	Sector 3	T. Spd	Elapsed	Lap D	Time	Sector 1	Sector 2	Sector 3	T. Spd	Elapsed
1	9:42:06.668	9:40:50.209	40.846	35.613	143.6	9:42:06.668	1	9:42:18.733	9:40:55.227	47.258	36.248	137.9	9:42:18.733
2	1:47.321 P	29.778	38.642	38.901	230.7	9:43:53.989	2	1:44.510	30.632	40.017	33.861	232.7	9:44:03.243
3	3:33.869	2:13.539	46.222	34.108	137.5	9:47:27.858	3	1:48.049 P	29.718	38.998	39.333	232.2	9:45:51.292
4	1:40.336	29.494	38.357	32.485	233.2	9:49:08.194	4	3:42.278	2:20.836	46.035	35.407	148.7	9:49:33.570
5	1:39.323	28.892	38.040	32.391	235.8	9:50:47.517	5	1:45.935	30.210	39.602	36.123	228.8	9:51:19.505
6	1:40.885	28.922	38.055	33.908	234.7	9:52:28.402	6	1:42.347	29.518	39.751	33.078	231.7	9:53:01.852
7	1:39.952	29.107	38.226	32.619	233.2	9:54:08.354	7	1:41.306	29.452	38.466	33.388	230.2	9:54:43.158
8	1:39.569	29.008	37.943	32.618	233.2	9:55:47.923	8	1:40.853	29.442	38.252	33.159	229.7	9:56:24.011
9	1:49.816 P	29.236	37.995	42.585	232.2	9:57:37.739	9	1:40.563	29.461	38.260	32.842	229.2	9:58:04.574
10	6:09.617	4:54.503	41.574	33.540	143.2	10:03:47.356	10	1:46.487 P	29.421	38.755	38.311	229.2	9:59:51.061
11	1:45.750	29.409	38.129	38.212	232.7	10:05:33.106	11	4:04.663	2:46.052	43.857	34.754	172.5	10:03:55.724
12	1:39.093	28.923	37.647	32.523	232.2	10:07:12.199	12	1:47.598	30.265	41.898	35.435	229.2	10:05:43.322
13	1:38.812	28.784	37.679	32.349	233.7	10:08:51.011	13	1:40.454	29.189	38.250	33.015	232.7	10:07:23.776
14	1:39.375	28.718	37.730	32.927	234.7	10:10:30.386	14	1:40.130	29.143	38.385	32.602	232.2	10:09:03.906
15	1:56.851 P	30.389	40.466	45.996	232.7	10:12:27.237	15	1:40.989	29.026	39.177	32.786	231.7	10:10:44.895
							16	2:03.967 P	32.171	46.889	44.907	229.2	10:12:48.862

4 Felipe Drugovich R Dallara F312 **6** Alessandro Bracalente R Dallara F312
 RP Motorsport RP Motorsport

Lap D	Time	Sector 1	Sector 2	Sector 3	T. Spd	Elapsed	Lap D	Time	Sector 1	Sector 2	Sector 3	T. Spd	Elapsed
1	9:41:58.362	9:40:43.554	41.530	33.278	153.4	9:41:58.362	1	9:42:18.733	9:40:55.227	47.258	36.248	137.9	9:42:18.733
2	1:44.794 P	29.677	38.351	36.766	228.3	9:43:43.156	2	1:44.510	30.632	40.017	33.861	232.7	9:44:03.243
3	3:34.236	2:18.824	41.482	33.930	145.7	9:47:17.392	3	1:48.049 P	29.718	38.998	39.333	232.2	9:45:51.292
4	1:42.014	29.765	39.244	33.005	231.2	9:48:59.406	4	3:42.278	2:20.836	46.035	35.407	148.7	9:49:33.570
5	1:38.423	28.746	37.730	31.947	234.2	9:50:37.829	5	1:45.935	30.210	39.602	36.123	228.8	9:51:19.505
6	1:38.351	28.846	37.514	31.991	235.2	9:52:16.180	6	1:42.347	29.518	39.751	33.078	231.7	9:53:01.852
7	1:38.355	28.710	37.488	32.157	234.7	9:53:54.535	7	1:41.306	29.452	38.466	33.388	230.2	9:54:43.158
8	1:45.181 P	28.804	37.662	38.715	235.2	9:55:39.716	8	1:40.853	29.442	38.252	33.159	229.7	9:56:24.011
9	8:02.044	6:46.391	41.688	33.965	125.5	10:03:41.760	9	1:40.563	29.461	38.260	32.842	229.2	9:58:04.574
10	1:41.795	30.098	38.961	32.736	218.1	10:05:23.555	10	1:46.487 P	29.421	38.755	38.311	229.2	9:59:51.061
11	1:37.878	28.657	37.346	31.875	233.7	10:07:01.433	11	4:04.663	2:46.052	43.857	34.754	172.5	10:03:55.724
12	1:37.780	28.567	37.254	31.959	234.7	10:08:39.213	12	1:47.598	30.265	41.898	35.435	229.2	10:05:43.322
13	1:37.936	28.629	37.315	31.992	234.7	10:10:17.149	13	1:40.454	29.189	38.250	33.015	232.7	10:07:23.776
14	2:02.206 P	30.832	43.820	47.554	235.2	10:12:19.355	14	1:40.130	29.143	38.385	32.602	232.2	10:09:03.906





Circuit de Barcelona
Euroformula Open
Qualifying - 2
Lap Analysis



8

Lukas Dunner

R

Dallara F312

18

Marcos Siebert

Dallara F312

Drivex School

Campos Racing

Lap	D	Time	Sector 1	Sector 2	Sector 3	T. Spd	Elapsed	Lap	D	Time	Sector 1	Sector 2	Sector 3	T. Spd	Elapsed
1		9:43:10.936	9:41:52.163	44.394	34.379	152.9	9:43:10.936	1		9:43:31.262	9:42:14.078	42.900	34.284	172.8	9:43:31.262
2		1:48.448	31.054	44.849	32.545	206.1	9:44:59.384	2		1:49.804	34.526	41.004	34.274	207.6	9:45:21.066
3		1:39.593	29.200	38.206	32.187	229.2	9:46:38.977	3		1:39.250	29.007	37.872	32.371	233.7	9:47:00.316
4		1:39.233	28.996	38.009	32.228	230.7	9:48:18.210	4		1:39.171	28.877	37.942	32.352	235.2	9:48:39.487
5		1:39.406	29.086	37.962	32.358	232.2	9:49:57.616	5		1:39.229	28.936	37.950	32.343	234.7	9:50:18.716
6		1:44.072	29.085	39.185	35.802	231.2	9:51:41.688	6		1:45.178 P	28.934	38.090	38.154	234.7	9:52:03.894
7		1:39.221	29.085	37.854	32.282	231.7	9:53:20.909	7		11:29.397	10:13.493	41.901	34.003	168.4	10:03:33.291
8		1:44.191 P	28.868	38.014	37.309	231.7	9:55:05.100	8		1:44.112	31.270	39.151	33.691	197.0	10:05:17.403
9		7:58.454	6:43.237	41.405	33.812	159.5	10:03:03.554	9		1:38.415	28.930	37.500	31.985	230.2	10:06:55.818
10		1:42.451	30.552	39.565	32.334	207.6	10:04:46.005	10		1:38.427	28.945	37.488	31.994	231.2	10:08:34.245
11		1:38.963	28.929	37.852	32.182	231.7	10:06:24.968	11		1:38.488	28.874	37.400	32.214	231.7	10:10:12.733
12		1:38.929	28.997	37.783	32.149	232.7	10:08:03.897	12		2:03.644 P	33.170	44.484	45.990	220.8	10:12:16.377
13		1:40.503	28.688	39.376	32.439	234.2	10:09:44.400	13							
14		1:38.444	28.820	37.549	32.075	232.7	10:11:22.844	14							
15		2:08.492 P	29.729	47.959	50.804	232.7	10:13:31.336	15							

10

Bent Viscaal

R

Dallara F312

22

Patrick Schott

R

Dallara F312

Teo Martin Motorsport

Drivex School

Lap	D	Time	Sector 1	Sector 2	Sector 3	T. Spd	Elapsed	Lap	D	Time	Sector 1	Sector 2	Sector 3	T. Spd	Elapsed
1		9:43:21.194	9:42:03.526	43.100	34.568	172.2	9:43:21.194	1		9:43:28.091	9:42:08.872	43.978	35.241	152.7	9:43:28.091
2		1:47.238	30.772	43.995	32.471	216.8	9:45:08.432	2		1:44.800	30.206	40.654	33.940	232.2	9:45:12.891
3		1:38.910	28.865	37.750	32.295	235.2	9:46:47.342	3		1:40.876	29.282	38.464	33.130	234.2	9:46:53.767
4		1:38.813	28.735	37.860	32.218	236.3	9:48:26.155	4		1:40.277	29.095	38.221	32.961	233.2	9:48:34.044
5		1:39.333	28.796	38.254	32.283	236.8	9:50:05.488	5		1:40.373	29.169	38.334	32.870	233.2	9:50:14.417
6		1:44.250 P	28.751	37.694	37.805	235.8	9:51:49.738	6		1:40.432	29.246	38.303	32.883	231.7	9:51:54.849
7		12:33.546	11:19.945	40.352	33.249	166.6	10:04:23.284	7		1:50.675 P	29.174	39.879	41.622	230.7	9:53:45.524
8		1:40.004	29.920	37.766	32.318	223.6	10:06:03.288	8		9:00.223	7:39.804	45.417	35.002	175.0	10:02:45.747
9		1:37.957	28.799	37.220	31.938	233.2	10:07:41.245	9		1:46.549	31.213	40.368	34.968	210.5	10:04:32.296
10		1:37.610	28.634	37.102	31.874	234.7	10:09:18.855	10		1:40.417	29.444	38.273	32.700	231.7	10:06:12.713
11		1:37.771	28.533	37.298	31.940	235.8	10:10:56.626	11		1:39.759	29.182	38.106	32.471	231.2	10:07:52.472
12			44.642	1:03.915		132.0		12		1:39.686	28.962	37.860	32.864	232.2	10:09:32.158
								13		1:51.757 P	29.093	38.038	44.626	231.7	10:11:23.915

11

Brad Benavides

R

Dallara F312

28

Cameron Das

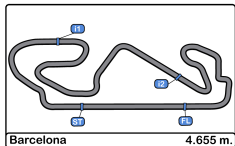
Dallara F312

Campos Racing

Carlin Motorsport

Lap	D	Time	Sector 1	Sector 2	Sector 3	T. Spd	Elapsed	Lap	D	Time	Sector 1	Sector 2	Sector 3	T. Spd	Elapsed
1		9:42:28.914	9:41:05.869	43.912	39.133	161.4	9:42:28.914	1		9:42:31.399 P	9:41:06.452	46.011	38.936	147.5	9:42:31.399
2		1:42.592	30.006	39.452	33.134	228.8	9:44:11.506	2		3:43.174	2:27.834	41.391	33.949	175.6	9:46:14.573
3		1:40.851	29.372	38.714	32.765	231.2	9:45:52.357	3		1:44.039	31.603	39.178	33.258	209.3	9:47:58.612
4		1:40.401	29.115	38.623	32.663	232.7	9:47:32.758	4		1:39.139	28.863	37.828	32.448	232.2	9:49:37.751
5		1:40.259	29.014	38.303	32.942	236.8	9:49:13.017	5		1:39.135	28.911	37.778	32.446	233.7	9:51:16.886
6		1:39.873	28.972	38.161	32.740	235.8	9:50:52.890	6		1:39.094	28.999	37.746	32.349	232.2	9:52:55.980
7		1:39.564	28.852	38.208	32.504	236.8	9:52:32.454	7		1:43.083 P	28.983	37.715	36.385	233.2	9:54:39.063
8		1:48.219 P	29.229	39.948	39.042	236.8	9:54:20.673	8		9:24.883	8:02.825	43.253	38.805	171.9	10:04:03.946
9		7:58.702	6:35.483	47.857	35.362	153.8	10:02:19.375	9		1:45.172	30.066	40.093	35.013	219.5	10:05:49.118
10		1:42.232	29.783	38.914	33.535	228.8	10:04:01.607	10		1:40.470	28.874	38.510	33.086	231.7	10:07:29.588
11		1:39.904	29.068	38.121	32.715	233.2	10:05:41.511	11		1:38.696	28.804	37.458	32.434	232.2	10:09:08.284
12		1:39.127	28.957	37.788	32.382	233.7	10:07:20.638	12		1:38.850	28.862	37.697	32.291	233.2	10:10:47.134
13		1:39.035	28.883	37.842	32.310	234.2	10:08:59.673	13		1:56.203 P	31.701	44.645	39.857	219.5	10:12:43.337
14		1:47.322 P	28.793	38.319	40.210	234.7	10:10:46.995								





Circuit de Barcelona
Euroformula Open
Qualifying - 2
Lap Analysis



34

Matheus Iorio

Dallara F312

77

Guilherme Samaia

Dallara F312

Carlin Motorsport

RP Motorsport

Lap	D	Time	Sector 1	Sector 2	Sector 3	T. Spd	Elapsed	Lap	D	Time	Sector 1	Sector 2	Sector 3	T. Spd	Elapsed
1		9:42:16.315 P	9:40:55.204	42.222	38.889	134.8	9:42:16.315	1		9:42:00.143	9:40:44.659	41.675	33.809	158.8	9:42:00.143
2		2:38.417 P	1:22.003	40.024	36.390	137.2	9:44:54.732	2		1:47.550 P	29.910	39.236	38.404	230.2	9:43:47.693
3		2:45.624	1:31.679	40.256	33.689	150.0	9:47:40.356	3		3:42.840	2:17.147	42.338	43.355	172.8	9:47:30.533
4		1:39.986	29.342	38.191	32.453	231.7	9:49:20.342	4		1:41.009	29.438	38.911	32.660	234.2	9:49:11.542
5		1:39.881	29.125	38.254	32.502	233.2	9:51:00.223	5		1:39.622	28.979	38.075	32.568	235.2	9:50:51.164
6		1:39.299	28.948	37.893	32.458	232.7	9:52:39.522	6		1:39.299	28.963	38.102	32.234	234.7	9:52:30.463
7		1:39.195	28.989	37.822	32.384	232.7	9:54:18.717	7		1:39.309	28.928	37.877	32.504	236.3	9:54:09.772
8		1:45.675 P	28.949	38.805	37.921	232.2	9:56:04.392	8		1:47.620 P	30.504	39.099	38.017	236.8	9:55:57.392
9		6:11.415	4:55.936	41.596	33.883	164.1	10:02:15.807	9		7:46.725	6:30.742	41.994	33.989	160.7	10:03:44.117
10		1:41.730	30.218	38.787	32.725	226.8	10:03:57.537	10		1:44.274	29.715	38.846	35.713	232.7	10:05:28.391
11		1:39.395	28.961	38.061	32.373	234.7	10:05:36.932	11		1:39.376	29.016	37.809	32.551	232.2	10:07:07.767
12		1:38.858	28.869	37.756	32.233	231.7	10:07:15.790	12		1:39.684	28.986	38.396	32.302	233.7	10:08:47.451
13		1:38.615	28.837	37.604	32.174	232.7	10:08:54.405	13		1:39.217	28.927	38.006	32.284	234.2	10:10:26.668
14		1:38.631	28.771	37.669	32.191	233.7	10:10:33.036	14		1:57.721 P	30.278	41.118	46.325	234.7	10:12:24.389
15		2:02.547 P	31.460	43.901	47.186	231.7	10:12:35.583								

51

Aldo Festante

R

Dallara F312

Teo Martin Motorsport

Lap	D	Time	Sector 1	Sector 2	Sector 3	T. Spd	Elapsed
1		9:42:16.827	9:40:58.929	43.594	34.304	166.1	9:42:16.827
2		1:41.720	29.886	39.164	32.670	236.3	9:43:58.547
3		1:40.797	29.496	38.639	32.662	232.2	9:45:39.344
4		1:48.070 P	29.710	39.100	39.260	233.2	9:47:27.414
5		3:57.352	2:41.604	41.769	33.979	169.5	9:51:24.766
6		1:45.150	29.733	39.813	35.604	231.7	9:53:09.916
7		1:39.652	29.117	38.246	32.289	232.7	9:54:49.568
8		1:38.826	28.904	37.769	32.153	234.2	9:56:28.394
9		1:46.184 P	28.868	37.993	39.323	234.7	9:58:14.578
10		4:43.558	3:27.937	41.618	34.003	177.6	10:02:58.136
11		1:44.700	29.982	39.692	35.026	229.7	10:04:42.836
12		1:39.341	29.105	37.925	32.311	232.2	10:06:22.177
13		1:39.304	29.102	37.822	32.380	232.7	10:08:01.481
14		1:38.967	28.831	37.785	32.351	233.7	10:09:40.448
15		1:39.296	28.765	37.937	32.594	234.2	10:11:19.744
16		2:08.310 P	30.775	47.585	49.950	232.2	10:13:28.054

58

Javier Gonzalez

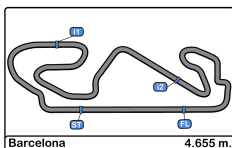
R

Dallara F312

Drivex School

Lap	D	Time	Sector 1	Sector 2	Sector 3	T. Spd	Elapsed
1		9:42:16.170	9:40:56.533	43.555	36.082	152.5	9:42:16.170
2		1:46.280 P	29.438	38.158	38.684	231.2	9:44:02.450
3		3:16.984	2:00.851	42.336	33.797	165.1	9:47:19.434
4		1:41.983	29.966	39.193	32.824	226.8	9:49:01.417
5		1:38.976	28.843	37.860	32.273	233.7	9:50:40.393
6		1:41.515	28.956	38.759	33.800	233.7	9:52:21.908
7		1:49.527 P	29.030	37.926	42.571	232.2	9:54:11.435
8		8:33.400	7:12.763	45.373	35.264	159.0	10:02:44.835
9		1:45.688	30.932	40.209	34.547	206.5	10:04:30.523
10		1:39.152	29.080	37.882	32.190	230.2	10:06:09.675
11		1:40.937	29.049	37.715	34.173	231.2	10:07:50.612
12		1:38.881	28.989	37.808	32.084	231.2	10:09:29.493
13		1:39.051	28.980	37.767	32.304	231.7	10:11:08.544
14		2:16.502 P	38.256	49.907	48.339	230.7	10:13:25.046



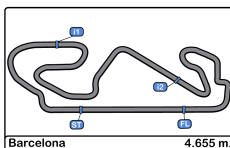


Circuito de Barcelona
Euroformula Open
Qualifying - 2
Best Sectors Results



Sector - 1				Sector - 2				Sector - 3				Ideal Lap vs Best Lap				
Clas	Nº	Driver	Time	Nº	Driver	Time	Nº	Driver	Time	Clas	Nº	Driver	Ideal Lap	Best Lap	Clas	
1	10	Bent Viscaal	28.533	10	Bent Viscaal	37.102	10	Bent Viscaal	31.874	1	10	Bent Viscaal	1:37.509	1:37.610	1	
2	4	Felipe Drugovich	28.567	4	Felipe Drugovich	37.254	4	Felipe Drugovich	31.875	2	4	Felipe Drugovich	1:37.696	1:37.780	2	
3	8	Lukas Dunner	28.688	18	Marcos Siebert	37.400	18	Marcos Siebert	31.985	3	18	Marcos Siebert	1:38.259	1:38.415	3	
4	3	Kaylen Frederick	28.718	28	Cameron Das	37.458	8	Lukas Dunner	32.075	4	8	Lukas Dunner	1:38.312	1:38.444	4	
5	51	Aldo Festante	28.765	8	Lukas Dunner	37.549	58	Javier Gonzalez	32.084	5	34	Matheus Iorio	1:38.549	1:38.615	5	
6	34	Matheus Iorio	28.771	34	Matheus Iorio	37.604	51	Aldo Festante	32.153	6	1	David Schumacher	1:38.553	1:38.682	6	
7	1	David Schumacher	28.771	1	David Schumacher	37.627	1	David Schumacher	32.155	7	28	Cameron Das	1:38.553	1:38.696	7	
8	11	Brad Benavides	28.793	3	Kaylen Frederick	37.647	34	Matheus Iorio	32.174	8	58	Javier Gonzalez	1:38.642	1:38.881	10	
9	28	Cameron Das	28.804	58	Javier Gonzalez	37.715	77	Guilherme Samaia	32.234	9	51	Aldo Festante	1:38.687	1:38.826	9	
10	58	Javier Gonzalez	28.843	51	Aldo Festante	37.769	28	Cameron Das	32.291	10	3	Kaylen Frederick	1:38.714	1:38.812	8	
11	18	Marcos Siebert	28.874	11	Brad Benavides	37.788	11	Brad Benavides	32.310	11	11	Brad Benavides	1:38.891	1:39.035	11	
12	77	Guilherme Samaia	28.927	77	Guilherme Samaia	37.809	3	Kaylen Frederick	32.349	12	77	Guilherme Samaia	1:38.970	1:39.217	12	
13	22	Patrick Schott	28.962	22	Patrick Schott	37.860	22	Patrick Schott	32.471	13	22	Patrick Schott	1:39.293	1:39.686	13	
14	6	Alessandro Bracalente	29.026	5	Dev Gore	37.915	5	Dev Gore	32.474	14	5	Dev Gore	1:39.533	1:39.713	14	
15	5	Dev Gore	29.144	6	Alessandro Bracalente	38.250	6	Alessandro Bracalente	32.602	15	6	Alessandro Bracalente	1:39.878	1:40.130	15	



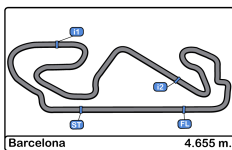


Circuito de Barcelona
Euroformula Open
Qualifying - 2
Best 5 Lap Times



Cls	Nº	Entrant	Nat	Driver	Nat	Cat	Cls	Chassis	Team	Best 1		Best 2		Best 3		Best 4		Best 5	
										Time	Lap	Time	Lap	Time	Lap	Time	Lap	Time	Lap
1	10	RACE	ESP	Bent Viscaal	NLD	R	1	Dallara F312	Teo Martin Motorsport	1:37.610	10	1:37.771	11	1:37.957	9	1:38.813	4	1:38.910	3
2	4	RP Motorsport	ITA	Felipe Drugovich	BRA			Dallara F312	RP Motorsport	1:37.780	12	1:37.878	11	1:37.936	13	1:38.351	6	1:38.355	7
3	18	Campos Racing	ESP	Marcos Siebert	ARG			Dallara F312	Campos Racing	1:38.415	9	1:38.427	10	1:38.488	11	1:39.171	4	1:39.229	5
4	8	Drivex School	ESP	Lukas Dunner	AUT	R	2	Dallara F312	Drivex School	1:38.444	14	1:38.929	12	1:38.963	11	1:39.221	7	1:39.233	4
5	34	Carlin Motorsport	GBR	Matheus Iorio	BRA			Dallara F312	Carlin Motorsport	1:38.615	13	1:38.631	14	1:38.858	12	1:39.195	7	1:39.299	6
6	1	RP Motorsport	ITA	David Schumacher	DEU	R	3	Dallara F312	RP Motorsport	1:38.682	14	1:38.934	6	1:39.003	12	1:39.106	8	1:39.379	5
7	28	Carlin Motorsport	GBR	Cameron Das	USA			Dallara F312	Carlin Motorsport	1:38.696	11	1:38.850	12	1:39.094	6	1:39.135	5	1:39.139	4
8	3	RP Motorsport	ITA	Kaylen Frederick	USA	R	4	Dallara F312	RP Motorsport	1:38.812	13	1:39.093	12	1:39.323	5	1:39.375	14	1:39.569	8
9	51	RACE	ESP	Aldo Festante	ITA	R	5	Dallara F312	Teo Martin Motorsport	1:38.826	8	1:38.967	14	1:39.296	15	1:39.304	13	1:39.341	12
10	58	Drivex School	ESP	Javier Gonzalez	MEX	R	6	Dallara F312	Drivex School	1:38.881	12	1:38.976	5	1:39.051	13	1:39.152	10	1:40.937	11
11	11	Campos Racing	ESP	Brad Benavides	USA	R	7	Dallara F312	Campos Racing	1:39.035	13	1:39.127	12	1:39.564	7	1:39.873	6	1:39.904	11
12	77	RP Motorsport	ITA	Guilherme Samaia	BRA			Dallara F312	RP Motorsport	1:39.217	13	1:39.299	6	1:39.309	7	1:39.376	11	1:39.622	5
13	22	Drivex School	ESP	Patrick Schott	CHE	R	8	Dallara F312	Drivex School	1:39.686	12	1:39.759	11	1:40.277	4	1:40.373	5	1:40.417	10
14	5	Carlin Motorsport	GBR	Dev Gore	USA	R	9	Dallara F312	Carlin Motorsport	1:39.713	17	1:39.780	16	1:39.853	14	1:39.856	10	1:40.026	9
15	6	RP Motorsport	ITA	Alessandro Bracalente	ITA			Dallara F312	RP Motorsport	1:40.130	14	1:40.454	13	1:40.563	9	1:40.853	8	1:40.989	15



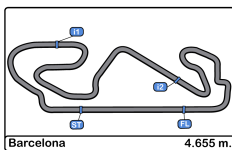


Circuito de Barcelona
Euroformula Open
Qualifying - 2
Best 5 Top Speeds



Cls	Nº	Entrant	Nat	Driver	Nat	Cat	Cls	Chassis	Team	Top 1		Top 2		Top 3		Top 4		Top 5		Avg
										Km/h	Lap	Km/h	Lap	Km/h	Lap	Km/h	Lap	Km/h	Lap	
1	10	RACE	ESP	Bent Viscaal	NLD	R	1	Dallara F312	Teo Martin Motorsport	236.8	5	236.3	4	235.8	6	235.8	11	235.2	3	236.0
2	11	Campos Racing	ESP	Brad Benavides	USA	R	2	Dallara F312	Campos Racing	236.8	5	236.8	7	236.8	8	235.8	6	234.7	14	236.2
3	77	RP Motorsport	ITA	Guilherme Samaia	BRA			Dallara F312	RP Motorsport	236.8	8	236.3	7	235.2	5	234.7	6	234.7	14	235.6
4	51	RACE	ESP	Aldo Festante	ITA	R	3	Dallara F312	Teo Martin Motorsport	236.3	2	234.7	9	234.2	8	234.2	15	233.7	14	234.6
5	3	RP Motorsport	ITA	Kaylen Frederick	USA	R	4	Dallara F312	RP Motorsport	235.8	5	234.7	6	234.7	14	233.7	13	233.2	4	234.4
6	4	RP Motorsport	ITA	Felipe Drugovich	BRA			Dallara F312	RP Motorsport	235.2	6	235.2	8	235.2	14	234.7	7	234.7	12	235.0
7	5	Carlin Motorsport	GBR	Dev Gore	USA	R	5	Dallara F312	Carlin Motorsport	235.2	3	234.7	4	234.7	6	233.7	5	232.2	17	234.1
8	18	Campos Racing	ESP	Marcos Siebert	ARG			Dallara F312	Campos Racing	235.2	4	234.7	5	234.7	6	233.7	3	231.7	11	234.0
9	34	Carlin Motorsport	GBR	Matheus Iorio	BRA			Dallara F312	Carlin Motorsport	234.7	11	233.7	14	233.2	5	232.7	6	232.7	7	233.4
10	1	RP Motorsport	ITA	David Schumacher	DEU	R	6	Dallara F312	RP Motorsport	234.2	13	234.2	14	233.7	6	233.7	7	233.7	9	233.9
11	8	Drivex School	ESP	Lukas Dunner	AUT	R	7	Dallara F312	Drivex School	234.2	13	232.7	12	232.7	14	232.7	15	232.2	5	232.9
12	22	Drivex School	ESP	Patrick Schott	CHE	R	8	Dallara F312	Drivex School	234.2	3	233.2	4	233.2	5	232.2	2	232.2	12	233.0
13	28	Carlin Motorsport	GBR	Cameron Das	USA			Dallara F312	Carlin Motorsport	233.7	5	233.2	7	233.2	12	232.2	4	232.2	6	232.9
14	58	Drivex School	ESP	Javier Gonzalez	MEX	R	9	Dallara F312	Drivex School	233.7	5	233.7	6	232.2	7	231.7	13	231.2	2	232.5
15	6	RP Motorsport	ITA	Alessandro Bracalente	ITA			Dallara F312	RP Motorsport	232.7	2	232.7	13	232.2	3	232.2	14	231.7	6	232.3



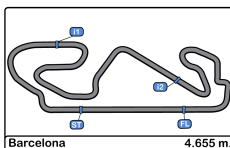


Circuit de Barcelona
Euroformula Open
Qualifying - 2
Fastest Laps Sequence



Lap	Time of Day	Session Time	Nº	Entrant	Nat	Driver	Nat	Cat	Chassis	Team	Time	Km/h
2	9:43:43.156	3:43.156	4	RP Motorsport	ITA	Felipe Drugovich	BRA		Dallara F312	RP Motorsport	1:44.794	159.9
2	9:43:44.733	3:44.733	1	RP Motorsport	ITA	David Schumacher	DEU	R	Dallara F312	RP Motorsport	1:42.429	163.6
2	9:43:58.547	3:58.547	51	RACE	ESP	Aldo Festante	ITA	R	Dallara F312	Teo Martin Motorsport	1:41.720	164.7
3	9:45:39.344	5:39.344	51	RACE	ESP	Aldo Festante	ITA	R	Dallara F312	Teo Martin Motorsport	1:40.797	166.2
3	9:46:38.977	6:38.977	8	Drivex School	ESP	Lukas Dunner	AUT	R	Dallara F312	Drivex School	1:39.593	168.2
3	9:46:47.342	6:47.342	10	RACE	ESP	Bent Viscaal	NLD	R	Dallara F312	Teo Martin Motorsport	1:38.910	169.4
4	9:48:26.155	8:26.155	10	RACE	ESP	Bent Viscaal	NLD	R	Dallara F312	Teo Martin Motorsport	1:38.813	169.5
5	9:50:37.829	10:37.829	4	RP Motorsport	ITA	Felipe Drugovich	BRA		Dallara F312	RP Motorsport	1:38.423	170.2
6	9:52:16.180	12:16.180	4	RP Motorsport	ITA	Felipe Drugovich	BRA		Dallara F312	RP Motorsport	1:38.351	170.3
11	10:07:01.433	27:01.433	4	RP Motorsport	ITA	Felipe Drugovich	BRA		Dallara F312	RP Motorsport	1:37.878	171.2
12	10:08:39.213	28:39.213	4	RP Motorsport	ITA	Felipe Drugovich	BRA		Dallara F312	RP Motorsport	1:37.780	171.3
10	10:09:18.855	29:18.855	10	RACE	ESP	Bent Viscaal	NLD	R	Dallara F312	Teo Martin Motorsport	1:37.610	171.6



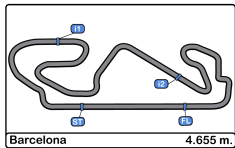


Circuit de Barcelona
Euroformula Open
Qualifying - 2
Event Best Maximum Speed



Nº	Entrant	Nat	Driver	Nat	Cat	Clas	Chassis	Team	Km/h	Session
51	RACE	ESP	Aldo Festante	ITA	R	1	Dallara F312	Teo Martin Motorsport	246.5	Race - 1
10	RACE	ESP	Bent Viscaal	NLD	R	2	Dallara F312	Teo Martin Motorsport	245.4	Race - 1
8	Drivex School	ESP	Lukas Dunner	AUT	R	3	Dallara F312	Drivex School	245.4	Race - 1
3	RP Motorsport	ITA	Kaylen Frederick	USA	R	4	Dallara F312	RP Motorsport	245.4	Race - 1
11	Campos Racing	ESP	Brad Benavides	USA	R	5	Dallara F312	Campos Racing	244.8	Race - 1
6	RP Motorsport	ITA	Alessandro Bracalente	ITA			Dallara F312	RP Motorsport	244.8	Race - 1
34	Carlin Motorsport	GBR	Matheus Iorio	BRA			Dallara F312	Carlin Motorsport	244.8	Race - 1
28	Carlin Motorsport	GBR	Cameron Das	USA			Dallara F312	Carlin Motorsport	244.8	Race - 1
77	RP Motorsport	ITA	Guilherme Samaia	BRA			Dallara F312	RP Motorsport	244.3	Race - 1
4	RP Motorsport	ITA	Felipe Drugovich	BRA			Dallara F312	RP Motorsport	243.7	Free Practice - 2
1	RP Motorsport	ITA	David Schumacher	DEU	R	6	Dallara F312	RP Motorsport	243.7	Race - 1
58	Drivex School	ESP	Javier Gonzalez	MEX	R	7	Dallara F312	Drivex School	242.6	Race - 1
5	Carlin Motorsport	GBR	Dev Gore	USA	R	8	Dallara F312	Carlin Motorsport	242.6	Race - 1
22	Drivex School	ESP	Patrick Schott	CHE	R	9	Dallara F312	Drivex School	241.0	Race - 1
18	Campos Racing	ESP	Marcos Siebert	ARG			Dallara F312	Campos Racing	240.5	Free Practice - 1





Circuit de Barcelona
Euroformula Open
Qualifying - 2
Pit Stop Analysis



1 David Schumacher R RP Motorsport
 Dallara F312

Nr.	In Day Time	In Time	Out Time	Pit Time	T. Pit Time	Handicap	Penalty
1	9:45:27.790	9:45:27.790	9:47:06.300	1:38.510	1:38.510		
2	9:57:11.290	9:57:11.290	10:01:52.725	4:41.435	6:19.945		

3 Kaylen Frederick R RP Motorsport
 Dallara F312

Nr.	In Day Time	In Time	Out Time	Pit Time	T. Pit Time	Handicap	Penalty
1	9:43:51.355	9:43:51.355	9:45:32.215	1:40.860	1:40.860		
2	9:57:35.175	9:57:35.175	10:01:57.227	4:22.052	6:02.912		

4 Felipe Drugovich RP Motorsport
 Dallara F312

Nr.	In Day Time	In Time	Out Time	Pit Time	T. Pit Time	Handicap	Penalty
1	9:43:40.665	9:43:40.665	9:45:25.915	1:45.250	1:45.250		
2	9:55:37.168	9:55:37.168	10:01:48.161	6:10.993	7:56.243		

5 Dev Gore R Carlin Motorsport
 Dallara F312

Nr.	In Day Time	In Time	Out Time	Pit Time	T. Pit Time	Handicap	Penalty
1	9:50:47.876	9:50:47.876	9:51:48.442	1:00.566	1:00.566		
2	10:00:24.350	10:00:24.350	10:01:18.802	54.452	1:55.018		

6 Alessandro Bracalente RP Motorsport
 Dallara F312

Nr.	In Day Time	In Time	Out Time	Pit Time	T. Pit Time	Handicap	Penalty
1	9:45:48.312	9:45:48.312	9:47:33.808	1:45.496	1:45.496		
2	9:59:48.504	9:59:48.504	10:02:03.204	2:14.700	4:00.196		

8 Lukas Dunner R Drivex School
 Dallara F312

Nr.	In Day Time	In Time	Out Time	Pit Time	T. Pit Time	Handicap	Penalty
1	9:55:02.611	9:55:02.611	10:01:15.014	6:12.403	6:12.403		

10 Bent Viscaal R Teo Martin Motorsport
 Dallara F312

Nr.	In Day Time	In Time	Out Time	Pit Time	T. Pit Time	Handicap	Penalty
1	9:51:47.222	9:51:47.222	10:02:35.983	10:48.76	10:48.761		

11 Brad Benavides R Campos Racing
 Dallara F312

Nr.	In Day Time	In Time	Out Time	Pit Time	T. Pit Time	Handicap	Penalty
1	9:54:18.218	9:54:18.218	10:00:19.573	6:01.355	6:01.355		

18 Marcos Siebert Campos Racing
 Dallara F312

Nr.	In Day Time	In Time	Out Time	Pit Time	T. Pit Time	Handicap	Penalty
1	9:52:01.354	9:52:01.354	10:01:43.010	9:41.656	9:41.656		

22 Patrick Schott R Drivex School
 Dallara F312

Nr.	In Day Time	In Time	Out Time	Pit Time	T. Pit Time	Handicap	Penalty
1	9:53:43.071	9:53:43.071	10:00:49.956	7:06.885	7:06.885		

28 Cameron Das Carlin Motorsport
 Dallara F312

Nr.	In Day Time	In Time	Out Time	Pit Time	T. Pit Time	Handicap	Penalty
1	9:42:28.920	9:42:28.920	9:44:26.064	1:57.144	1:57.144		
2	9:54:36.576	9:54:36.576	10:02:07.476	7:30.900	9:28.044		

34 Matheus Iorio Carlin Motorsport
 Dallara F312

Nr.	In Day Time	In Time	Out Time	Pit Time	T. Pit Time	Handicap	Penalty
1	9:42:13.823	9:42:13.823	9:43:05.002	51.179	51.179		
2	9:44:52.219	9:44:52.219	9:45:53.412	1:01.193	1:52.372		
3	9:56:01.909	9:56:01.909	10:00:25.795	4:23.886	6:16.258		

51 Aldo Festante R Teo Martin Motorsport
 Dallara F312

Nr.	In Day Time	In Time	Out Time	Pit Time	T. Pit Time	Handicap	Penalty
1	9:47:24.867	9:47:24.867	9:49:33.267	2:08.400	2:08.400		
2	9:58:12.114	9:58:12.114	10:01:09.484	2:57.370	5:05.770		

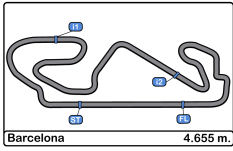
58 Javier Gonzalez R Drivex School
 Dallara F312

Nr.	In Day Time	In Time	Out Time	Pit Time	T. Pit Time	Handicap	Penalty
1	9:43:59.969	9:43:59.969	9:45:27.766	1:27.797	1:27.797		
2	9:54:08.965	9:54:08.965	10:00:48.158	6:39.193	8:06.990		

77 Guilherme Samaia RP Motorsport
 Dallara F312

Nr.	In Day Time	In Time	Out Time	Pit Time	T. Pit Time	Handicap	Penalty
1	9:43:44.930	9:43:44.930	9:45:31.245	1:46.315	1:46.315		
2	9:55:54.551	9:55:54.551	10:01:53.732	5:59.181	7:45.496		

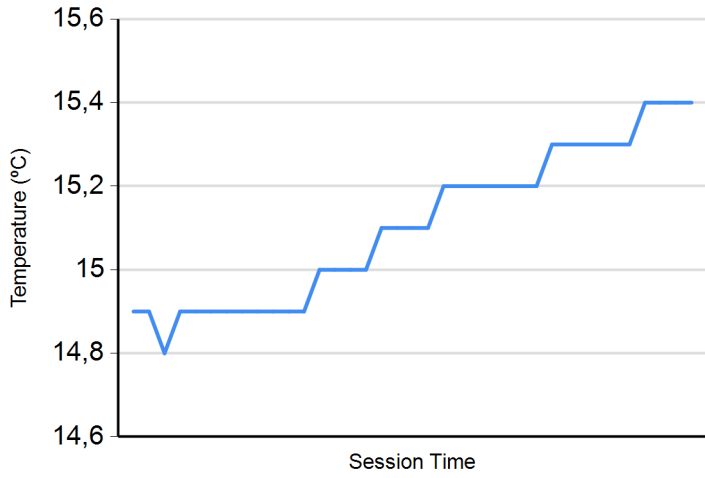




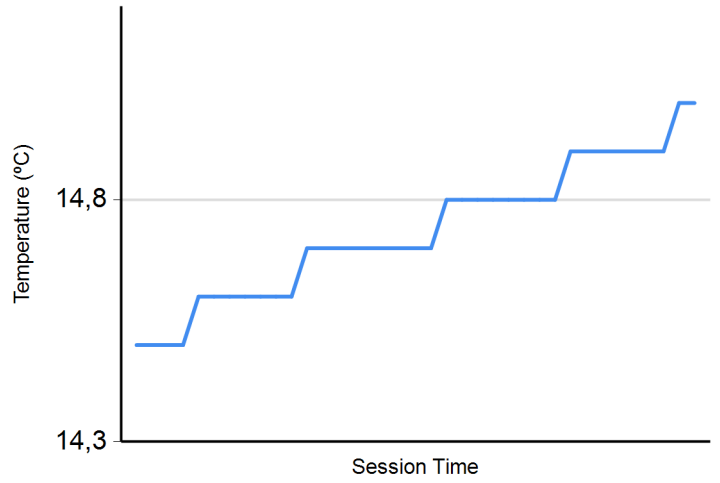
Circuito de Barcelona
Euroformula Open
Qualifying - 2
Weather Report



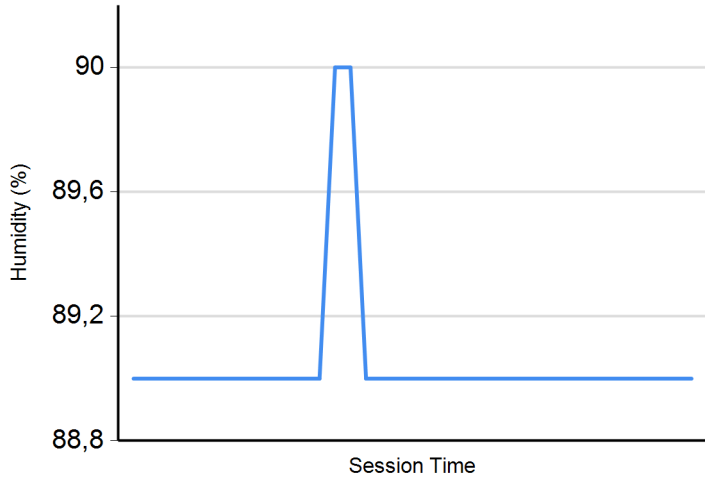
Air Temperature



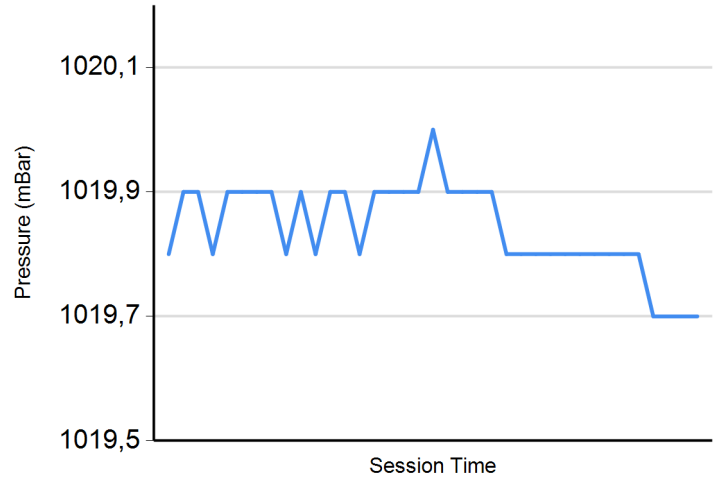
Track Temperature



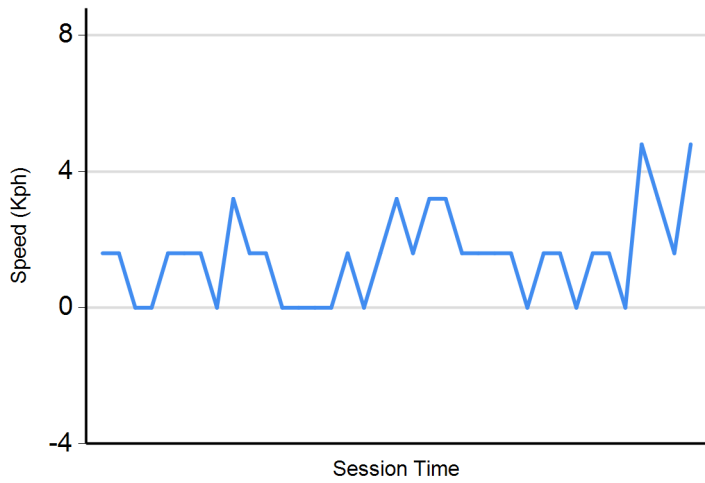
Humidity



Pressure



Wind Speed



Wind direction

North = 0°/360° Est = 90° South = 180° West= 270°

