

Circuito de Barcelona
Euroformula Open
Free Practice - 2
Provisional Results



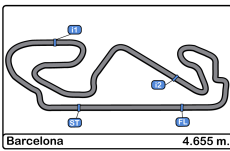
Clas	Nº	Entrant	Nat	Driver	Nat	Cat	Clas	Chassis	Team	Laps	Best	Time	Gap	Interval	Km/h
1	10	RACE	ESP	Bent Viscaal	NLD	R	1	Dallara F312	Teo Martin Motorsport	16	15	1:39.182			168.9
2	1	RP Motorsport	ITA	David Schumacher	DEU	R	2	Dallara F312	RP Motorsport	18	17	1:39.999	0.817	0.817	167.5
3	4	RP Motorsport	ITA	Felipe Drugovich	BRA			Dallara F312	RP Motorsport	14	10	1:40.030	0.848	0.031	167.5
4	28	Carlin Motorsport	GBR	Cameron Das	USA			Dallara F312	Carlin Motorsport	17	15	1:40.083	0.901	0.053	167.4
5	18	Campos Racing	ESP	Marcos Siebert	ARG			Dallara F312	Campos Racing	20	18	1:40.104	0.922	0.021	167.4
6	58	Drivex School	ESP	Javier Gonzalez	MEX	R	3	Dallara F312	Drivex School	15	14	1:40.290	1.108	0.186	167.0
7	34	Carlin Motorsport	GBR	Matheus Iorio	BRA			Dallara F312	Carlin Motorsport	14	13	1:40.449	1.267	0.159	166.8
8	77	RP Motorsport	ITA	Guilherme Samaia	BRA			Dallara F312	RP Motorsport	18	17	1:40.529	1.347	0.080	166.6
9	22	Drivex School	ESP	Patrick Schott	CHE	R	4	Dallara F312	Drivex School	18	11	1:40.688	1.506	0.159	166.4
10	8	Drivex School	ESP	Lukas Dunner	AUT	R	5	Dallara F312	Drivex School	12	8	1:40.912	1.730	0.224	166.0
11	3	RP Motorsport	ITA	Kaylen Frederick	USA	R	6	Dallara F312	RP Motorsport	18	16	1:40.996	1.814	0.084	165.9
12	11	Campos Racing	ESP	Brad Benavides	USA	R	7	Dallara F312	Campos Racing	20	19	1:41.277	2.095	0.281	165.4
13	5	Carlin Motorsport	GBR	Dev Gore	USA	R	8	Dallara F312	Carlin Motorsport	17	9	1:41.812	2.630	0.535	164.5
14	6	RP Motorsport	ITA	Alessandro Bracalente	ITA			Dallara F312	RP Motorsport	14	11	1:42.619	3.437	0.807	163.3
15	51	RACE	ESP	Aldo Festante	ITA	R	9	Dallara F312	Teo Martin Motorsport	5	3	1:42.985	3.803	0.366	162.7

Published at:.....

Track Temp: 28.0 °C Air Temp: 23.2 °C Humidity: 62 % Track Status: DRY

Stewards:	Race Director:	Timekeeper:





Circuito de Barcelona
Euroformula Open
Free Practice - 2
Provisional Results by Class



Clas	Nº	Entrant	Nat	Driver	Nat	Cat	Clas	Chassis	Team	Laps	Best	Time	Gap	Interval	Km/h
1	4	RP Motorsport	ITA	Felipe Drugovich	BRA			Dallara F312	RP Motorsport	14	10	1:40.030			167.5
2	28	Carlin Motorsport	GBR	Cameron Das	USA			Dallara F312	Carlin Motorsport	17	15	1:40.083	0.053	0.053	167.4
3	18	Campos Racing	ESP	Marcos Siebert	ARG			Dallara F312	Campos Racing	20	18	1:40.104	0.074	0.021	167.4
4	34	Carlin Motorsport	GBR	Matheus Iorio	BRA			Dallara F312	Carlin Motorsport	14	13	1:40.449	0.419	0.345	166.8
5	77	RP Motorsport	ITA	Guilherme Samaia	BRA			Dallara F312	RP Motorsport	18	17	1:40.529	0.499	0.080	166.6
6	6	RP Motorsport	ITA	Alessandro Bracalente	ITA			Dallara F312	RP Motorsport	14	11	1:42.619	2.589	2.090	163.3
Rookie															
1	10	RACE	ESP	Bent Viscaal	NLD	R	1	Dallara F312	Teo Martin Motorsport	16	15	1:39.182			168.9
2	1	RP Motorsport	ITA	David Schumacher	DEU	R	2	Dallara F312	RP Motorsport	18	17	1:39.999	0.817	0.817	167.5
3	58	Drivex School	ESP	Javier Gonzalez	MEX	R	3	Dallara F312	Drivex School	15	14	1:40.290	1.108	0.291	167.0
4	22	Drivex School	ESP	Patrick Schott	CHE	R	4	Dallara F312	Drivex School	18	11	1:40.688	1.506	0.398	166.4
5	8	Drivex School	ESP	Lukas Dunner	AUT	R	5	Dallara F312	Drivex School	12	8	1:40.912	1.730	0.224	166.0
6	3	RP Motorsport	ITA	Kaylen Frederick	USA	R	6	Dallara F312	RP Motorsport	18	16	1:40.996	1.814	0.084	165.9
7	11	Campos Racing	ESP	Brad Benavides	USA	R	7	Dallara F312	Campos Racing	20	19	1:41.277	2.095	0.281	165.4
8	5	Carlin Motorsport	GBR	Dev Gore	USA	R	8	Dallara F312	Carlin Motorsport	17	9	1:41.812	2.630	0.535	164.5
9	51	RACE	ESP	Aldo Festante	ITA	R	9	Dallara F312	Teo Martin Motorsport	5	3	1:42.985	3.803	1.173	162.7

Published at:.....

Track Temp: 28.0 °C Air Temp: 23.2 °C Humidity: 62 % Track Status: DRY

Stewards:	Race Director:	Timekeeper:





Circuito de Barcelona
Euroformula Open
Free Practice - 2
Lap Analysis



1 David Schumacher R Dallara F312 **4** Felipe Drugovich Dallara F312
 RP Motorsport RP Motorsport

Lap	D	Time	Sector 1	Sector 2	Sector 3	T. Spd	Elapsed	Lap	D	Time	Sector 1	Sector 2	Sector 3	T. Spd	Elapsed
1		13:12:11.988	13:10:55.504	42.593	33.891	177.9	13:12:11.988	1		13:13:53.554 P	13:12:28.692	43.107	41.755	139.1	13:13:53.554
2		1:42.728	29.728	39.537	33.463	234.7	13:13:54.716	2		2:47.718	1:34.381	40.043	33.294	174.7	13:16:41.272
3		1:43.350	29.518	40.354	33.478	236.3	13:15:38.066	3		1:41.024	29.295	38.891	32.838	236.8	13:18:22.296
4		1:41.998	29.526	39.113	33.359	238.4	13:17:20.064	4		1:40.806	29.186	39.002	32.618	237.8	13:20:03.102
5		1:41.399	29.327	38.905	33.167	238.4	13:19:01.463	5		1:40.963	29.064	38.857	33.042	240.0	13:21:44.065
6		1:46.651 P	29.190	39.749	37.712	239.4	13:20:48.114	6		1:40.382	28.870	38.654	32.858	241.6	13:23:24.447
7		3:51.137	2:32.558	44.385	34.194	180.0	13:24:39.251	7		1:40.998	29.342	38.906	32.750	240.0	13:25:05.445
8		1:41.700	29.606	38.903	33.191	236.3	13:26:20.951	8		1:40.798	29.110	38.788	32.900	239.4	13:26:46.243
9		1:40.887	29.221	38.622	33.044	237.3	13:28:01.838	9		1:40.773	29.026	38.698	33.049	240.5	13:28:27.016
10		1:40.363	29.147	38.456	32.760	238.4	13:29:42.201	10		1:40.030	28.814	38.587	32.629	241.6	13:30:07.046
11		1:45.765 P	28.980	39.144	37.641	241.6	13:31:27.966	11		1:40.212	28.944	38.597	32.671	241.6	13:31:47.258
12		5:16.802	4:01.732	39.317	35.753	173.0	13:36:44.768	12		1:40.243	29.005	38.541	32.697	240.5	13:33:27.501
13		1:49.518 P	29.077	38.552	41.889	238.4	13:38:34.286	13		1:40.343	28.942	38.589	32.812	240.5	13:35:07.844
14		6:53.241	5:40.047	40.011	33.183	182.7	13:45:27.527	14		1:45.179 P	28.901	38.892	37.386	243.7	13:36:53.023
15		1:40.683	29.238	38.556	32.889	236.3	13:47:08.210								
16		1:40.068	29.046	38.301	32.721	237.3	13:48:48.278	5		Dev Gore				R	Dallara F312
17		1:39.999	28.875	38.402	32.722	237.8	13:50:28.277								Carlin Motorsport
18		1:50.238 P	29.012	40.479	40.747	236.8	13:52:18.515								

3 Kaylen Frederick R Dallara F312
 RP Motorsport

Lap	D	Time	Sector 1	Sector 2	Sector 3	T. Spd	Elapsed
1		13:12:39.699 P	13:11:13.259	41.943	44.497	148.5	13:12:39.699
2		3:11.364 P	1:46.385	41.069	43.910	174.7	13:15:51.063
3		2:17.237	1:04.761	39.201	33.275	176.7	13:18:08.300
4		1:43.665	29.258	41.198	33.209	238.9	13:19:51.965
5		1:42.226	29.540	39.064	33.622	240.0	13:21:34.191
6		1:41.425	29.204	38.912	33.309	241.0	13:23:15.616
7		1:47.409 P	29.111	39.347	38.951	241.6	13:25:03.025
8		3:53.593	2:36.762	41.921	34.910	152.9	13:28:56.618
9		1:41.608	29.478	39.057	33.073	235.8	13:30:38.226
10		1:51.290 P	29.195	39.723	42.372	238.9	13:32:29.516
11		2:34.882	1:22.060	39.221	33.601	182.7	13:35:04.398
12		1:41.458	29.300	39.036	33.122	238.4	13:36:45.856
13		1:58.977 P	31.289	43.412	44.276	209.7	13:38:44.833
14		6:48.261	5:34.050	40.482	33.729	172.2	13:45:33.094
15		1:41.911	29.581	39.363	32.967	235.2	13:47:15.005
16		1:40.996	29.194	38.941	32.861	237.3	13:48:56.001
17		1:41.077	29.161	38.865	33.051	238.4	13:50:37.078
18		1:49.847 P	29.209	39.655	40.983	237.3	13:52:26.925

5 Dev Gore R Dallara F312
 Carlin Motorsport

Lap	D	Time	Sector 1	Sector 2	Sector 3	T. Spd	Elapsed
1		13:12:21.285	13:11:02.727	43.255	35.303	157.6	13:12:21.285
2		1:46.807	31.218	41.435	34.154	234.2	13:14:08.092
3		1:44.198	29.648	40.722	33.828	235.8	13:15:52.290
4		1:42.366	29.502	39.498	33.366	237.3	13:17:34.656
5		2:14.587 P	29.382	39.159	1:06.046	238.9	13:19:49.243
6		5:02.325	3:37.968	44.972	39.385	181.5	13:24:51.568
7		1:43.327	29.732	39.905	33.690	236.8	13:26:34.895
8		1:42.588	29.520	39.713	33.355	238.4	13:28:17.483
9		1:41.812	29.469	38.749	33.594	238.4	13:29:59.295
10		1:41.937	29.450	39.123	33.364	241.0	13:31:41.232
11		1:42.510	29.216	39.173	34.121	239.4	13:33:23.742
12		1:43.236	29.294	39.197	34.745	238.9	13:35:06.978
13		1:50.997	29.274	45.198	36.525	239.4	13:36:57.975
14		6:51.340 P	5:00.367	1:00.445	50.528	238.9	13:43:49.315
15		4:36.441	3:20.953	41.433	34.055	180.6	13:48:25.756
16		1:42.626	29.922	39.375	33.329	234.7	13:50:08.382
17		1:51.576 P	29.764	39.443	42.369	234.7	13:51:59.958

6 Alessandro Bracalente Dallara F312
 RP Motorsport

Lap	D	Time	Sector 1	Sector 2	Sector 3	T. Spd	Elapsed
1		13:13:37.010 P	13:12:05.735	47.000	44.275	125.4	13:13:37.010
2		2:55.176	1:38.590	41.943	34.643	173.6	13:16:32.186
3		1:43.847	30.004	40.111	33.732	232.7	13:18:16.033
4		1:44.445	30.028	40.581	33.836	233.7	13:20:00.478
5		1:43.378	29.887	39.787	33.704	235.2	13:21:43.856
6		1:43.545	30.086	39.812	33.647	234.7	13:23:27.401
7		1:42.768	29.712	39.631	33.425	236.3	13:25:10.169
8		1:42.735	29.570	39.602	33.563	235.8	13:26:52.904
9		1:51.339 P	29.904	39.805	41.630	236.3	13:28:44.243
10		17:30.469	16:15.115	40.866	34.488	175.6	13:46:14.712
11		1:42.619	29.908	39.267	33.444	231.7	13:47:57.331
12		1:43.350	29.790	40.075	33.485	234.2	13:49:40.681
13		1:48.385	29.824	39.223	39.338	232.7	13:51:29.066
14		1:50.477 P	29.918	39.598	40.961	233.7	13:53:19.543





Circuit de Barcelona
Euroformula Open
Free Practice - 2
Lap Analysis



8 Lukas Dunner R Dallara F312
 Drivex School

11 Brad Benavides R Dallara F312
 Campos Racing

Lap	D	Time	Sector 1	Sector 2	Sector 3	T. Spd	Elapsed
1		13:12:30.076 P	13:11:01.127	42.311	46.638	160.9	13:12:30.076
2		2:37.382 P	1:14.659	41.423	41.300	177.0	13:15:07.458
3		2:17.380	1:04.988	39.189	33.203	177.0	13:17:24.838
4		1:41.940	29.729	38.971	33.240	236.3	13:19:06.778
5		1:41.457	29.286	39.168	33.003	236.8	13:20:48.235
6		1:41.069	29.222	38.981	32.866	236.8	13:22:29.304
7		1:41.054	29.309	38.897	32.848	236.3	13:24:10.358
8		1:40.912	29.186	38.956	32.770	237.3	13:25:51.270
9		1:41.280	29.146	38.941	33.193	237.3	13:27:32.550
10		1:45.633 P	29.290	39.089	37.254	236.3	13:29:18.183
11		16:18.623	15:01.013	43.344	34.266	170.0	13:45:36.806
12		1:41.196	29.442	38.839	32.915	233.7	13:47:18.002
13			33.378			235.8	

Lap	D	Time	Sector 1	Sector 2	Sector 3	T. Spd	Elapsed
1		13:12:26.095 P	13:10:54.564	44.248	47.283	176.4	13:12:26.095
2		2:29.956 P	1:07.608	40.476	41.872	179.1	13:14:56.051
3		2:23.303 P	1:02.572	40.101	40.630	179.1	13:17:19.354
4		2:17.157	1:02.687	39.976	34.494	179.1	13:19:36.511
5		1:52.087	35.712	40.769	35.606	237.8	13:21:28.598
6		1:44.610	30.370	40.513	33.727	238.4	13:23:13.208
7		1:46.861	30.425	42.490	33.946	237.8	13:25:00.069
8		1:43.848	29.806	40.189	33.853	236.8	13:26:43.917
9		1:42.890	29.756	39.511	33.623	235.8	13:28:26.807
10		1:42.986	30.085	39.612	33.289	234.7	13:30:09.793
11		1:41.869	29.263	39.292	33.314	240.5	13:31:51.662
12		1:41.569	29.276	39.129	33.164	238.4	13:33:33.231
13		1:42.277	29.334	39.493	33.450	238.4	13:35:15.508

10 Bent Viscaal R Dallara F312
 Teo Martin Motorsport

14 Marcos Siebert Dallara F312
 Campos Racing

Lap	D	Time	Sector 1	Sector 2	Sector 3	T. Spd	Elapsed
1		13:17:47.873	13:16:26.006	42.544	39.323	177.6	13:17:47.873
2		1:42.807	29.300	39.791	33.716	237.3	13:19:30.680
3		1:43.240	30.376	39.516	33.348	237.8	13:21:13.920
4		1:40.844	29.108	38.815	32.921	236.8	13:22:54.764
5		1:47.636 P	29.079	38.788	39.769	237.8	13:24:42.400
6		6:19.589	5:05.498	40.779	33.312	177.6	13:31:01.989
7		1:40.418	29.068	38.599	32.751	237.8	13:32:42.407
8		1:40.248	29.049	38.593	32.606	236.8	13:34:22.655
9		1:39.874	28.904	38.241	32.729	238.4	13:36:02.529
10		1:40.286	28.858	38.413	33.015	236.3	13:37:42.815
11		1:48.191 P	29.713	39.712	38.766	237.8	13:39:31.006
12		6:11.093	4:59.832	38.507	32.754	159.2	13:45:42.099
13		1:39.609	28.843	38.178	32.588	238.4	13:47:21.708
14		1:39.347	28.876	37.997	32.474	237.8	13:49:01.055
15		1:39.182	28.803	37.951	32.428	237.8	13:50:40.237
16		1:48.366 P	28.752	39.129	40.485	237.8	13:52:28.603

Lap	D	Time	Sector 1	Sector 2	Sector 3	T. Spd	Elapsed
14		1:53.690	29.913	49.607	34.170	237.3	13:37:09.198
15		1:59.849 P	29.334	44.234	46.281	236.8	13:39:09.047
16		7:15.560	6:01.419	40.796	33.345	179.1	13:46:24.607
17		1:42.628	29.600	39.717	33.311	234.2	13:48:07.235
18		1:42.091	29.465	39.449	33.177	236.8	13:49:49.326
19		1:41.277	29.236	38.965	33.076	235.2	13:51:30.603
20		1:50.053 P	29.679	39.394	40.980	238.4	13:53:20.656

18 Marcos Siebert Dallara F312
 Campos Racing

Lap	D	Time	Sector 1	Sector 2	Sector 3	T. Spd	Elapsed
1		13:12:21.475 P	13:10:46.947	45.619	48.909	157.8	13:12:21.475
2		2:16.045	1:03.178	39.656	33.211	175.3	13:14:37.520
3		1:41.326	29.508	38.907	32.911	235.8	13:16:18.846
4		1:42.240	29.923	39.133	33.184	236.8	13:18:01.086
5		1:41.489	29.403	38.912	33.174	237.3	13:19:42.575
6		1:40.895	29.197	38.749	32.949	238.4	13:21:23.470
7		1:41.115	29.081	39.006	33.028	239.4	13:23:04.585
8		1:43.277	29.190	38.808	35.279	238.9	13:24:47.862
9		1:45.489	29.170	41.738	34.581	237.8	13:26:33.351
10		1:41.493	29.272	39.215	33.006	237.8	13:28:14.844
11		1:41.227	29.234	39.072	32.921	236.8	13:29:56.071
12		1:40.888	29.146	38.853	32.889	239.4	13:31:36.959
13		1:40.897	29.283	38.677	32.937	237.8	13:33:17.856
14		1:40.820	29.160	38.646	33.014	237.3	13:34:58.676
15		1:46.129 P	29.355	39.090	37.684	237.8	13:36:44.805
16		9:05.773	7:50.129	41.135	34.509	172.5	13:45:50.578
17		1:41.183	29.665	38.689	32.829	234.7	13:47:31.761
18		1:40.104	29.159	38.402	32.543	235.8	13:49:11.865
19		1:40.247	29.126	38.449	32.672	236.8	13:50:52.112
20		1:46.457 P	29.246	38.469	38.742	236.3	13:52:38.569





Circuit de Barcelona
Euroformula Open
Free Practice - 2
Lap Analysis



22

Patrick Schott

R

Dallara F312

Drivex School

Lap	D	Time	Sector 1	Sector 2	Sector 3	T. Spd	Elapsed
1		13:12:46.231 P	13:11:25.342	40.936	39.953	179.4	13:12:46.231
2		2:43.921 P	1:25.480	39.478	38.963	175.6	13:15:30.152
3		2:12.747	59.598	39.604	33.545	177.3	13:17:42.899
4		1:41.885	29.531	38.891	33.463	235.2	13:19:24.784
5		1:42.012	29.326	39.237	33.449	236.8	13:21:06.796
6		1:41.863	29.356	38.971	33.536	236.3	13:22:48.659
7		1:51.844 P	29.201	42.240	40.403	236.8	13:24:40.503
8		4:58.963	3:46.545	39.408	33.010	184.3	13:29:39.466
9		1:41.518	29.588	38.938	32.992	235.2	13:31:20.984
10		1:40.808	29.260	38.725	32.823	235.8	13:33:01.792
11		1:40.688	29.126	38.693	32.869	235.2	13:34:42.480
12		1:51.920	29.526	47.142	35.252	235.8	13:36:34.400
13		1:51.712 P	29.161	39.176	43.375	235.2	13:38:26.112
14		7:40.972 P	6:23.390	39.803	37.779	175.6	13:46:07.084
15		2:11.273	59.458	38.851	32.964	178.2	13:48:18.357
16		1:40.852	29.271	38.698	32.883	234.7	13:49:59.209
17		1:41.180	29.175	38.598	33.407	233.2	13:51:40.389
18		1:50.779 P	32.257	39.194	39.328	234.7	13:53:31.168

28

Cameron Das

Dallara F312

Carlin Motorsport

Lap	D	Time	Sector 1	Sector 2	Sector 3	T. Spd	Elapsed
1		13:12:22.426	13:11:06.486	41.307	34.633	180.6	13:12:22.426
2		1:46.060 P	29.853	39.557	36.650	236.8	13:14:08.486
3		2:14.576	58.167	40.973	35.436	178.8	13:16:23.062
4		1:41.630	29.300	38.920	33.410	238.4	13:18:04.692
5		1:41.213	29.124	38.921	33.168	238.9	13:19:45.905
6		1:41.400	29.113	38.817	33.470	240.5	13:21:27.305
7		1:41.035	29.151	38.772	33.112	240.0	13:23:08.340
8		1:41.283	29.089	38.950	33.244	240.0	13:24:49.623
9		1:41.134	28.929	39.174	33.031	241.0	13:26:30.757
10		1:51.971 P	31.229	43.167	37.575	238.9	13:28:22.728
11		8:31.722	7:10.811	47.069	33.842	182.4	13:36:54.450
12		1:54.541 P	30.159	42.981	41.401	235.8	13:38:48.991
13		7:05.235	5:49.906	40.576	34.753	177.6	13:45:54.226
14		1:41.250	29.320	38.846	33.084	237.8	13:47:35.476
15		1:40.083	28.987	38.396	32.700	237.8	13:49:15.559
16		1:40.641	29.204	38.540	32.897	237.8	13:50:56.200
17		1:45.891 P	29.820	39.183	36.888	237.8	13:52:42.091

34

Matheus Iorio

Dallara F312

Carlin Motorsport

Lap	D	Time	Sector 1	Sector 2	Sector 3	T. Spd	Elapsed
1		13:12:35.409 P	13:11:01.434	43.254	50.721	143.0	13:12:35.409
2		2:39.626	1:22.004	42.587	35.035	177.0	13:15:15.035
3		1:53.520	32.907	45.955	34.658	200.3	13:17:08.555
4		1:54.279 P	29.715	40.193	44.371	234.7	13:19:02.834
5		6:37.335	5:24.058	39.897	33.380	184.3	13:25:40.169
6		1:41.924	29.378	39.222	33.324	237.3	13:27:22.093
7		1:52.109 P	33.364	41.333	37.412	237.8	13:29:14.202
8		7:17.489	6:00.124	43.094	34.271	151.4	13:36:31.691
9		1:49.391 P	29.344	39.451	40.596	234.2	13:38:21.082
10		7:22.978	6:10.414	39.304	33.260	163.1	13:45:44.060
11		1:41.134	29.213	38.793	33.128	238.4	13:47:25.194
12		1:40.635	29.027	38.701	32.907	238.9	13:49:05.829
13		1:40.449	28.967	38.524	32.958	239.4	13:50:46.278
14		1:49.923 P	29.126	41.670	39.127	237.3	13:52:36.201

51

Aldo Festante

R

Dallara F312

Teo Martin Motorsport

Lap	D	Time	Sector 1	Sector 2	Sector 3	T. Spd	Elapsed
1		13:12:39.044	13:11:22.296	42.472	34.276	180.3	13:12:39.044
2		1:44.625	29.700	40.728	34.197	236.8	13:14:23.669
3		1:42.985	29.706	39.725	33.554	237.8	13:16:06.654
4		1:58.102 P	29.381	39.771	48.950	236.8	13:18:04.756
5		16:28.259 P	14:46.716	44.782	56.761	177.9	13:34:33.015

58

Javier Gonzalez

R

Dallara F312

Drivex School

Lap	D	Time	Sector 1	Sector 2	Sector 3	T. Spd	Elapsed
1		13:12:27.277	13:11:09.535	43.103	34.639	174.4	13:12:27.277
2		1:46.006	30.117	40.938	34.951	227.3	13:14:13.283
3		1:45.490	29.285	39.066	37.139	235.2	13:15:58.773
4		1:41.706	29.339	39.186	33.181	235.8	13:17:40.479
5		1:40.838	29.121	38.784	32.933	236.8	13:19:21.317
6		1:40.765	29.071	38.747	32.947	237.3	13:21:02.082
7		1:58.389	29.083	40.737	48.569	237.8	13:23:00.471
8		1:40.558	29.168	38.743	32.647	236.8	13:24:41.029
9		1:46.760 P	29.174	38.903	38.683	238.9	13:26:27.789
10		8:29.127 P	6:58.199	44.001	46.927	176.4	13:34:56.916
11		2:39.862 P	1:12.743	42.228	44.891	174.1	13:37:36.778
12		8:43.212	7:26.717	39.688	36.807	174.1	13:46:19.990
13		1:40.852	29.263	38.814	32.775	233.7	13:48:00.842
14		1:40.290	29.043	38.601	32.646	236.8	13:49:41.132
15		1:52.593 P	30.023	38.976	43.594	238.9	13:51:33.725





Circuit de Barcelona
Euroformula Open
Free Practice - 2
Lap Analysis



77

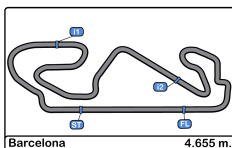
Guilherme Samaia

Dallara F312

RP Motorsport

Lap	D	Time	Sector 1	Sector 2	Sector 3	T. Spd	Elapsed
1		13:12:42.086 P	13:11:16.723	42.228	43.135	161.6	13:12:42.086
2		2:37.218	1:22.256	40.686	34.276	175.3	13:15:19.304
3		1:42.888	29.863	39.792	33.233	233.2	13:17:02.192
4		1:42.710	29.585	39.970	33.155	236.8	13:18:44.902
5		1:42.286	29.535	39.265	33.486	238.4	13:20:27.188
6		1:42.055	29.526	39.257	33.272	239.4	13:22:09.243
7		1:41.612	29.263	39.181	33.168	241.0	13:23:50.855
8		1:49.872 P	29.322	41.052	39.498	237.3	13:25:40.727
9		6:32.224	5:15.898	42.033	34.293	178.5	13:32:12.951
10		1:41.644	29.584	39.133	32.927	235.2	13:33:54.595
11		1:41.099	29.373	38.750	32.976	236.3	13:35:35.694
12		1:42.655	29.316	40.269	33.070	235.8	13:37:18.349
13		2:00.438 P	29.382	43.987	47.069	236.8	13:39:18.787
14		6:10.460	4:56.577	39.872	34.011	184.6	13:45:29.247
15		1:40.905	29.288	38.736	32.881	237.8	13:47:10.152
16		1:40.557	29.123	38.670	32.764	239.4	13:48:50.709
17		1:40.529	29.045	38.578	32.906	238.4	13:50:31.238
18		1:50.394 P	29.503	40.109	40.782	237.8	13:52:21.632



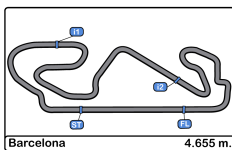


Circuito de Barcelona
Euroformula Open
Free Practice - 2
Best Sectors Results



Sector - 1				Sector - 2				Sector - 3				Ideal Lap vs Best Lap				
Clas	Nº	Driver	Time	Nº	Driver	Time	Nº	Driver	Time	Clas	Nº	Driver	Ideal Lap	Best Lap	Clas	
1	10	Bent Viscaal	28.752	10	Bent Viscaal	37.951	10	Bent Viscaal	32.428	1	10	Bent Viscaal	1:39.131	1:39.182	1	
2	4	Felipe Drugovich	28.814	1	David Schumacher	38.301	18	Marcos Siebert	32.543	2	1	David Schumacher	1:39.897	1:39.999	2	
3	1	David Schumacher	28.875	28	Cameron Das	38.396	4	Felipe Drugovich	32.618	3	4	Felipe Drugovich	1:39.973	1:40.030	3	
4	28	Cameron Das	28.929	18	Marcos Siebert	38.402	58	Javier Gonzalez	32.646	4	28	Cameron Das	1:40.025	1:40.083	4	
5	34	Matheus Iorio	28.967	34	Matheus Iorio	38.524	28	Cameron Das	32.700	5	18	Marcos Siebert	1:40.026	1:40.104	5	
6	58	Javier Gonzalez	29.043	4	Felipe Drugovich	38.541	1	David Schumacher	32.721	6	58	Javier Gonzalez	1:40.290	1:40.290	6	
7	77	Guilherme Samaia	29.045	77	Guilherme Samaia	38.578	77	Guilherme Samaia	32.764	7	77	Guilherme Samaia	1:40.387	1:40.529	8	
8	18	Marcos Siebert	29.081	22	Patrick Schott	38.598	8	Lukas Dunner	32.770	8	34	Matheus Iorio	1:40.398	1:40.449	7	
9	3	Kaylen Frederick	29.111	58	Javier Gonzalez	38.601	22	Patrick Schott	32.823	9	22	Patrick Schott	1:40.547	1:40.688	9	
10	22	Patrick Schott	29.126	5	Dev Gore	38.749	3	Kaylen Frederick	32.861	10	8	Lukas Dunner	1:40.755	1:40.912	10	
11	8	Lukas Dunner	29.146	8	Lukas Dunner	38.839	34	Matheus Iorio	32.907	11	3	Kaylen Frederick	1:40.837	1:40.996	11	
12	5	Dev Gore	29.216	3	Kaylen Frederick	38.865	11	Brad Benavides	33.076	12	11	Brad Benavides	1:41.277	1:41.277	12	
13	11	Brad Benavides	29.236	11	Brad Benavides	38.965	5	Dev Gore	33.329	13	5	Dev Gore	1:41.294	1:41.812	13	
14	51	Aldo Festante	29.381	6	Alessandro Bracalente	39.223	6	Alessandro Bracalente	33.425	14	6	Alessandro Bracalente	1:42.218	1:42.619	14	
15	6	Alessandro Bracalente	29.570	51	Aldo Festante	39.725	51	Aldo Festante	33.554	15	51	Aldo Festante	1:42.660	1:42.985	15	





Circuito de Barcelona
Euroformula Open
Free Practice - 2
Best 5 Lap Times



Cls	Nº	Entrant	Nat	Driver	Nat	Cat	Cls	Chassis	Team	Best 1		Best 2		Best 3		Best 4		Best 5	
										Time	Lap	Time	Lap	Time	Lap	Time	Lap	Time	Lap
1	10	RACE	ESP	Bent Viscaal	NLD	R	1	Dallara F312	Teo Martin Motorsport	1:39.182	15	1:39.347	14	1:39.609	13	1:39.874	9	1:40.248	8
2	1	RP Motorsport	ITA	David Schumacher	DEU	R	2	Dallara F312	RP Motorsport	1:39.999	17	1:40.068	16	1:40.363	10	1:40.683	15	1:40.887	9
3	4	RP Motorsport	ITA	Felipe Drugovich	BRA			Dallara F312	RP Motorsport	1:40.030	10	1:40.212	11	1:40.243	12	1:40.343	13	1:40.382	6
4	28	Carlin Motorsport	GBR	Cameron Das	USA			Dallara F312	Carlin Motorsport	1:40.083	15	1:40.641	16	1:41.035	7	1:41.134	9	1:41.213	5
5	18	Campos Racing	ESP	Marcos Siebert	ARG			Dallara F312	Campos Racing	1:40.104	18	1:40.247	19	1:40.820	14	1:40.888	12	1:40.895	6
6	58	Drivex School	ESP	Javier Gonzalez	MEX	R	3	Dallara F312	Drivex School	1:40.290	14	1:40.558	8	1:40.765	6	1:40.838	5	1:40.852	13
7	34	Carlin Motorsport	GBR	Matheus Iorio	BRA			Dallara F312	Carlin Motorsport	1:40.449	13	1:40.635	12	1:41.134	11	1:41.924	6	1:49.923	14
8	77	RP Motorsport	ITA	Guilherme Samaia	BRA			Dallara F312	RP Motorsport	1:40.529	17	1:40.557	16	1:40.905	15	1:41.099	11	1:41.612	7
9	22	Drivex School	ESP	Patrick Schott	CHE	R	4	Dallara F312	Drivex School	1:40.688	11	1:40.808	10	1:40.852	16	1:41.180	17	1:41.518	9
10	8	Drivex School	ESP	Lukas Dunner	AUT	R	5	Dallara F312	Drivex School	1:40.912	8	1:41.054	7	1:41.069	6	1:41.196	12	1:41.280	9
11	3	RP Motorsport	ITA	Kaylen Frederick	USA	R	6	Dallara F312	RP Motorsport	1:40.996	16	1:41.077	17	1:41.425	6	1:41.458	12	1:41.608	9
12	11	Campos Racing	ESP	Brad Benavides	USA	R	7	Dallara F312	Campos Racing	1:41.277	19	1:41.569	12	1:41.869	11	1:42.091	18	1:42.277	13
13	5	Carlin Motorsport	GBR	Dev Gore	USA	R	8	Dallara F312	Carlin Motorsport	1:41.812	9	1:41.937	10	1:42.366	4	1:42.510	11	1:42.588	8
14	6	RP Motorsport	ITA	Alessandro Bracalente	ITA			Dallara F312	RP Motorsport	1:42.619	11	1:42.735	8	1:42.768	7	1:43.350	12	1:43.378	5
15	51	RACE	ESP	Aldo Festante	ITA	R	9	Dallara F312	Teo Martin Motorsport	1:42.985	3	1:44.625	2	1:58.102	4	16:28.25	5		



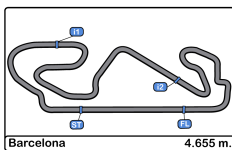


Circuito de Barcelona
Euroformula Open
Free Practice - 2
Best 5 Top Speeds



Cls	Nº	Entrant	Nat	Driver	Nat	Cat	Cls	Chassis	Team	Top 1		Top 2		Top 3		Top 4		Top 5		Avg
										Km/h	Lap	Km/h	Lap	Km/h	Lap	Km/h	Lap	Km/h	Lap	
1	4	RP Motorsport	ITA	Felipe Drugovich	BRA			Dallara F312	RP Motorsport	243.7	14	241.6	6	241.6	10	241.6	11	240.5	9	241.8
2	1	RP Motorsport	ITA	David Schumacher	DEU	R	1	Dallara F312	RP Motorsport	241.6	11	239.4	6	238.4	4	238.4	5	238.4	10	239.2
3	3	RP Motorsport	ITA	Kaylen Frederick	USA	R	2	Dallara F312	RP Motorsport	241.6	7	241.0	6	240.0	5	238.9	4	238.9	10	240.1
4	5	Carlin Motorsport	GBR	Dev Gore	USA	R	3	Dallara F312	Carlin Motorsport	241.0	10	239.4	11	239.4	13	238.9	5	238.9	12	239.5
5	28	Carlin Motorsport	GBR	Cameron Das	USA			Dallara F312	Carlin Motorsport	241.0	9	240.5	6	240.0	7	240.0	8	238.9	5	240.1
6	77	RP Motorsport	ITA	Guilherme Samaia	BRA			Dallara F312	RP Motorsport	241.0	7	239.4	6	239.4	16	238.4	5	238.4	17	239.3
7	11	Campos Racing	ESP	Brad Benavides	USA	R	4	Dallara F312	Campos Racing	240.5	11	238.4	6	238.4	12	238.4	13	238.4	20	238.8
8	18	Campos Racing	ESP	Marcos Siebert	ARG			Dallara F312	Campos Racing	239.4	7	239.4	12	238.9	8	238.4	6	237.8	9	238.8
9	34	Carlin Motorsport	GBR	Matheus Iorio	BRA			Dallara F312	Carlin Motorsport	239.4	13	238.9	12	238.4	11	237.8	7	237.3	6	238.4
10	58	Drivex School	ESP	Javier Gonzalez	MEX	R	5	Dallara F312	Drivex School	238.9	9	238.9	15	237.8	7	237.3	6	236.8	5	237.9
11	10	RACE	ESP	Bent Viscaal	NLD	R	6	Dallara F312	Teo Martin Motorsport	238.4	9	238.4	13	237.8	3	237.8	5	237.8	7	238.0
12	51	RACE	ESP	Aldo Festante	ITA	R	7	Dallara F312	Teo Martin Motorsport	237.8	3	236.8	2	236.8	4	180.3	1	177.9	5	213.9
13	8	Drivex School	ESP	Lukas Dunner	AUT	R	8	Dallara F312	Drivex School	237.3	8	237.3	9	236.8	5	236.8	6	236.3	4	236.9
14	22	Drivex School	ESP	Patrick Schott	CHE	R	9	Dallara F312	Drivex School	236.8	5	236.8	7	236.3	6	235.8	10	235.8	12	236.3
15	6	RP Motorsport	ITA	Alessandro Bracalente	ITA			Dallara F312	RP Motorsport	236.3	7	236.3	9	235.8	8	235.2	5	234.7	6	235.7



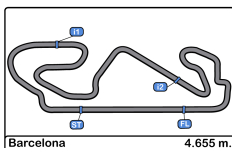


Circuito de Barcelona
Euroformula Open
Free Practice - 2
Fastest Laps Sequence



Lap	Time of Day	Session Time	Nº	Entrant	Nat	Driver	Nat	Cat	Chassis	Team	Time	Km/h
2	13:13:54.716	3:54.716	1	RP Motorsport	ITA	David Schumacher	DEU	R	Dallara F312	RP Motorsport	1:42.728	163.1
3	13:16:18.846	6:18.846	18	Campos Racing	ESP	Marcos Siebert	ARG		Dallara F312	Campos Racing	1:41.326	165.3
3	13:18:22.296	8:22.296	4	RP Motorsport	ITA	Felipe Drugovich	BRA		Dallara F312	RP Motorsport	1:41.024	165.8
5	13:19:21.317	9:21.317	58	Drivex School	ESP	Javier Gonzalez	MEX	R	Dallara F312	Drivex School	1:40.838	166.1
4	13:20:03.102	10:03.102	4	RP Motorsport	ITA	Felipe Drugovich	BRA		Dallara F312	RP Motorsport	1:40.806	166.2
6	13:21:02.082	11:02.082	58	Drivex School	ESP	Javier Gonzalez	MEX	R	Dallara F312	Drivex School	1:40.765	166.3
6	13:23:24.447	13:24.447	4	RP Motorsport	ITA	Felipe Drugovich	BRA		Dallara F312	RP Motorsport	1:40.382	166.9
10	13:29:42.201	19:42.201	1	RP Motorsport	ITA	David Schumacher	DEU	R	Dallara F312	RP Motorsport	1:40.363	166.9
10	13:30:07.046	20:07.046	4	RP Motorsport	ITA	Felipe Drugovich	BRA		Dallara F312	RP Motorsport	1:40.030	167.5
9	13:36:02.529	26:02.529	10	RACE	ESP	Bent Viscaal	NLD	R	Dallara F312	Teo Martin Motorsport	1:39.874	167.7
13	13:47:21.708	37:21.708	10	RACE	ESP	Bent Viscaal	NLD	R	Dallara F312	Teo Martin Motorsport	1:39.609	168.2
14	13:49:01.055	39:01.055	10	RACE	ESP	Bent Viscaal	NLD	R	Dallara F312	Teo Martin Motorsport	1:39.347	168.6
15	13:50:40.237	40:40.237	10	RACE	ESP	Bent Viscaal	NLD	R	Dallara F312	Teo Martin Motorsport	1:39.182	168.9





Circuito de Barcelona
Euroformula Open
Free Practice - 2
Event Best Maximum Speed



Nº	Entrant	Nat	Driver	Nat	Cat	Clas	Chassis	Team	Km/h	Session
4	RP Motorsport	ITA	Felipe Drugovich	BRA			Dallara F312	RP Motorsport	243.7	Free Practice - 2
3	RP Motorsport	ITA	Kaylen Frederick	USA	R	1	Dallara F312	RP Motorsport	242.1	Free Practice - 1
1	RP Motorsport	ITA	David Schumacher	DEU	R	2	Dallara F312	RP Motorsport	241.6	Free Practice - 2
77	RP Motorsport	ITA	Guilherme Samaia	BRA			Dallara F312	RP Motorsport	241.0	Free Practice - 2
28	Carlin Motorsport	GBR	Cameron Das	USA			Dallara F312	Carlin Motorsport	241.0	Free Practice - 2
5	Carlin Motorsport	GBR	Dev Gore	USA	R	3	Dallara F312	Carlin Motorsport	241.0	Free Practice - 2
34	Carlin Motorsport	GBR	Matheus Iorio	BRA			Dallara F312	Carlin Motorsport	240.5	Free Practice - 1
18	Campos Racing	ESP	Marcos Siebert	ARG			Dallara F312	Campos Racing	240.5	Free Practice - 1
11	Campos Racing	ESP	Brad Benavides	USA	R	4	Dallara F312	Campos Racing	240.5	Free Practice - 2
51	RACE	ESP	Aldo Festante	ITA	R	5	Dallara F312	Teo Martin Motorsport	238.9	Free Practice - 1
8	Drivex School	ESP	Lukas Dunner	AUT	R	6	Dallara F312	Drivex School	238.9	Free Practice - 1
58	Drivex School	ESP	Javier Gonzalez	MEX	R	7	Dallara F312	Drivex School	238.9	Free Practice - 2
10	RACE	ESP	Bent Viscaal	NLD	R	8	Dallara F312	Teo Martin Motorsport	238.4	Free Practice - 2
22	Drivex School	ESP	Patrick Schott	CHE	R	9	Dallara F312	Drivex School	236.8	Free Practice - 2
6	RP Motorsport	ITA	Alessandro Bracalente	ITA			Dallara F312	RP Motorsport	236.3	Free Practice - 2





Circuit de Barcelona
Euroformula Open
Free Practice - 2
Pit Stop Analysis



1 David Schumacher R RP Motorsport
 Dallara F312

Nr.	In Day Time	In Time	Out Time	Pit Time	T. Pit Time	Handicap	Penalty
1	13:20:45.404	13:20:45.404	13:22:48.489	2:03.085	2:03.085		
2	13:31:25.582	13:31:25.582	13:34:59.624	3:34.042	5:37.127		
3	13:38:31.764	13:38:31.764	13:43:43.739	5:11.975	10:49.102		

3 Kaylen Frederick R RP Motorsport
 Dallara F312

Nr.	In Day Time	In Time	Out Time	Pit Time	T. Pit Time	Handicap	Penalty
1	13:12:36.200	13:12:36.200	13:13:41.020	1:04.820	1:04.820		
2	13:15:48.184	13:15:48.184	13:16:15.666	27.482	1:32.302		
3	13:25:00.550	13:25:00.550	13:27:05.719	2:05.169	3:37.471		
4	13:32:27.043	13:32:27.043	13:33:21.453	54.410	4:31.881		
5	13:38:42.297	13:38:42.297	13:43:47.571	5:05.274	9:37.155		

4 Felipe Drugovich RP Motorsport
 Dallara F312

Nr.	In Day Time	In Time	Out Time	Pit Time	T. Pit Time	Handicap	Penalty
1	13:13:51.020	13:13:51.020	13:14:45.226	54.206	54.206		

5 Dev Gore R Carlin Motorsport
 Dallara F312

Nr.	In Day Time	In Time	Out Time	Pit Time	T. Pit Time	Handicap	Penalty
1	13:19:46.777	13:19:46.777	13:22:54.166	3:07.389	3:07.389		
2	13:43:46.838	13:43:46.838	13:46:38.920	2:52.082	5:59.471		

6 Alessandro Bracalente RP Motorsport
 Dallara F312

Nr.	In Day Time	In Time	Out Time	Pit Time	T. Pit Time	Handicap	Penalty
1	13:13:34.275	13:13:34.275	13:14:33.081	58.806	58.806		
2	13:28:41.308	13:28:41.308	13:44:25.579	15:44.271	16:43.077		

8 Lukas Dunner R Drivex School
 Dallara F312

Nr.	In Day Time	In Time	Out Time	Pit Time	T. Pit Time	Handicap	Penalty
1	13:12:27.595	13:12:27.595	13:12:55.098	27.503	27.503		
2	13:15:03.654	13:15:03.654	13:15:30.602	26.948	54.451		
3	13:29:15.714	13:29:15.714	13:43:48.320	14:32.606	15:27.057		

10 Bent Viscaal R Teo Martin Motorsport
 Dallara F312

Nr.	In Day Time	In Time	Out Time	Pit Time	T. Pit Time	Handicap	Penalty
1	13:24:39.805	13:24:39.805	13:29:14.854	4:35.049	4:35.049		
2	13:39:28.328	13:39:28.328	13:43:53.733	4:25.405	9:00.454		

11 Brad Benavides R Campos Racing
 Dallara F312

Nr.	In Day Time	In Time	Out Time	Pit Time	T. Pit Time	Handicap	Penalty
1	13:12:23.618	13:12:23.618	13:12:49.688	26.070	26.070		
2	13:14:53.598	13:14:53.598	13:15:16.677	23.079	49.149		
3	13:17:16.895	13:17:16.895	13:17:39.890	22.995	1:12.144		
4	13:39:06.572	13:39:06.572	13:44:15.309	5:08.737	6:20.881		

18 Marcos Siebert Campos Racing
 Dallara F312

Nr.	In Day Time	In Time	Out Time	Pit Time	T. Pit Time	Handicap	Penalty
1	13:12:18.907	13:12:18.907	13:12:43.272	24.365	24.365		
2	13:36:42.293	13:36:42.293	13:44:02.906	7:20.613	7:44.978		

22 Patrick Schott R Drivex School
 Dallara F312

Nr.	In Day Time	In Time	Out Time	Pit Time	T. Pit Time	Handicap	Penalty
1	13:12:43.657	13:12:43.657	13:13:18.413	34.756	34.756		
2	13:15:27.702	13:15:27.702	13:15:49.565	21.863	56.619		
3	13:24:38.082	13:24:38.082	13:27:58.268	3:20.186	4:16.805		
4	13:38:23.494	13:38:23.494	13:44:07.469	5:43.975	10:00.780		
5	13:46:04.616	13:46:04.616	13:46:26.492	21.876	10:22.656		

28 Cameron Das Carlin Motorsport
 Dallara F312

Nr.	In Day Time	In Time	Out Time	Pit Time	T. Pit Time	Handicap	Penalty
1	13:14:06.027	13:14:06.027	13:14:28.760	22.733	22.733		
2	13:28:20.267	13:28:20.267	13:34:56.534	6:36.267	6:59.000		
3	13:38:46.497	13:38:46.497	13:44:03.713	5:17.216	12:16.216		

34 Matheus Iorio Carlin Motorsport
 Dallara F312

Nr.	In Day Time	In Time	Out Time	Pit Time	T. Pit Time	Handicap	Penalty
1	13:12:32.072	13:12:32.072	13:13:11.166	39.094	39.094		
2	13:18:59.319	13:18:59.319	13:23:57.566	4:58.247	5:37.341		
3	13:29:11.733	13:29:11.733	13:34:37.422	5:25.689	11:03.030		
4	13:38:18.597	13:38:18.597	13:43:59.480	5:40.883	16:43.913		

51 Aldo Festante R Teo Martin Motorsport
 Dallara F312

Nr.	In Day Time	In Time	Out Time	Pit Time	T. Pit Time	Handicap	Penalty
1	13:18:01.957	13:18:01.957	13:32:19.603	14:17.646	14:17.646		

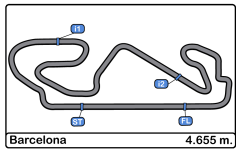
58 Javier Gonzalez R Drivex School
 Dallara F312

Nr.	In Day Time	In Time	Out Time	Pit Time	T. Pit Time	Handicap	Penalty
1	13:26:25.333	13:26:25.333	13:32:53.865	6:28.532	6:28.532		
2	13:34:54.451	13:34:54.451	13:35:18.205	23.754	6:52.286		
3	13:37:34.320	13:37:34.320	13:44:11.038	6:36.718	13:29.004		

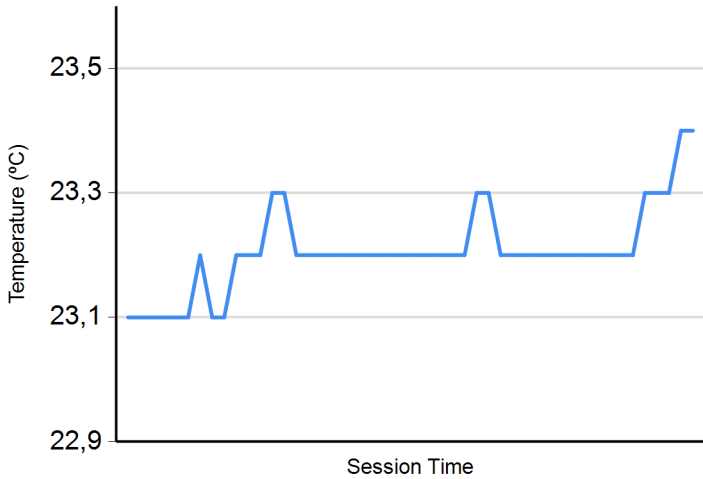
77 Guilherme Samaia RP Motorsport
 Dallara F312

Nr.	In Day Time	In Time	Out Time	Pit Time	T. Pit Time	Handicap	Penalty
1	13:12:38.628	13:12:38.628	13:13:16.058	37.430	37.430		
2	13:25:38.047	13:25:38.047	13:30:24.855	4:46.808	5:24.238		
3	13:39:15.897	13:39:15.897	13:43:45.902	4:30.005	9:54.243		

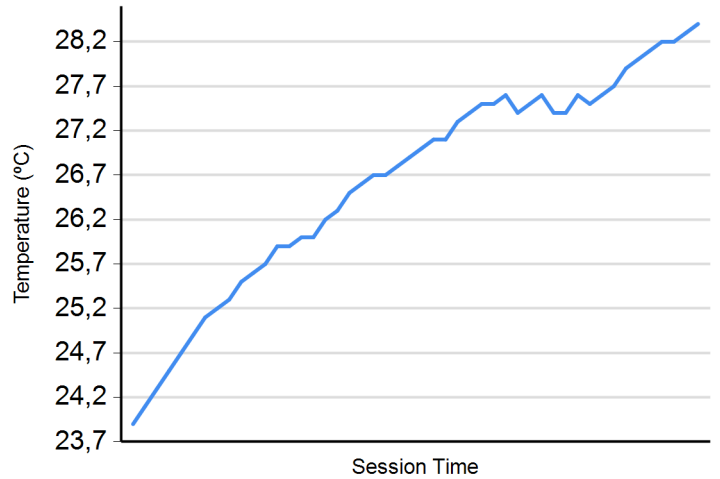




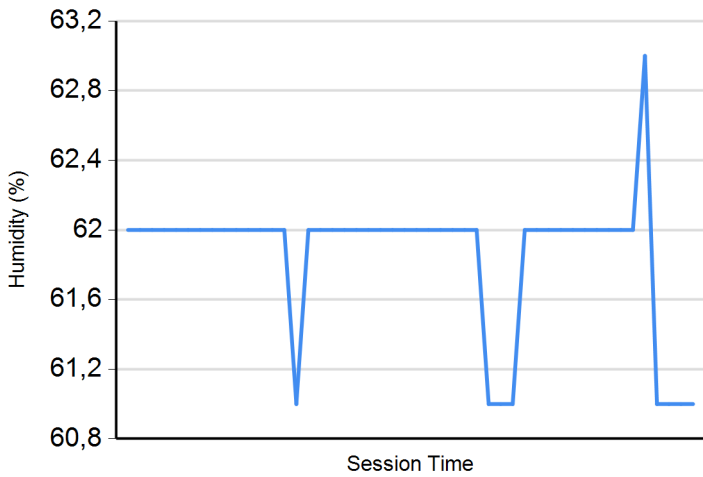
Air Temperature



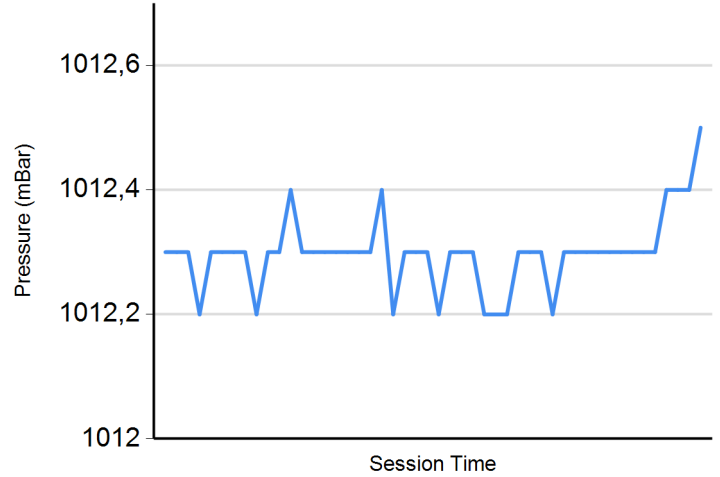
Track Temperature



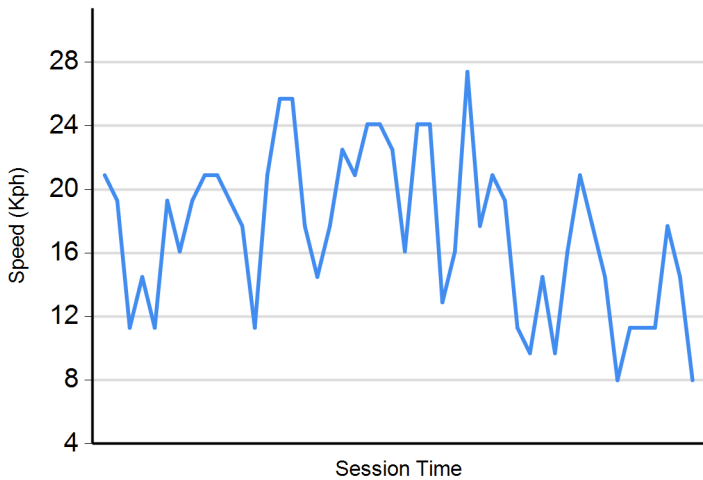
Humidity



Pressure

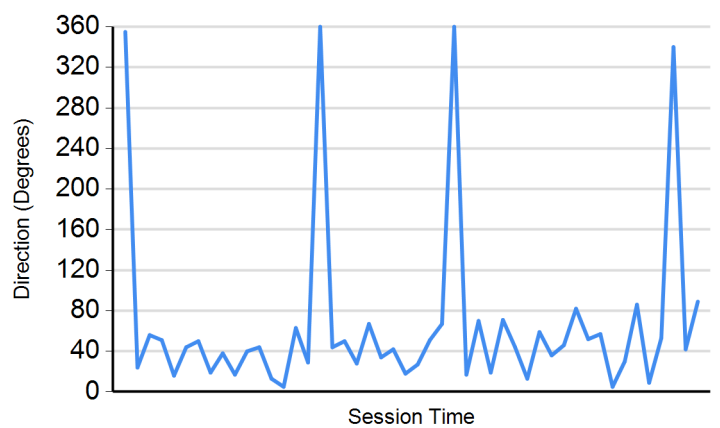


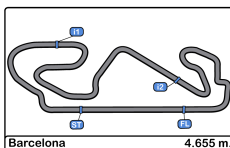
Wind Speed



Wind direction

North = 0°/360° Est = 90° South = 180° West = 270°





Circuito de Barcelona
Euroformula Open
Free Practice 1 - 2
Results



Cls	Nº	Entrant	Nat	Driver	Nat	Cat	Cls	Chassis	Team	Laps	Free Practice - 1	Free Practice - 2	Best	Gap	Interval	Km/h		
1	10	RACE	ESP	Bent Viscaal	NLD	R	1	Dallara F312	Teo Martin Motorsport	34	1:39.801	15	1:39.182	15	1:39.182	168.9		
2	4	RP Motorsport	ITA	Felipe Drugovich	BRA			Dallara F312	RP Motorsport	31	1:39.345	15	1:40.030	10	1:39.345	0.163	0.163	168.6
3	28	Carlin Motorsport	GBR	Cameron Das	USA			Dallara F312	Carlin Motorsport	36	1:39.799	14	1:40.083	15	1:39.799	0.617	0.454	167.9
4	58	Drivex School	ESP	Javier Gonzalez	MEX	R	2	Dallara F312	Drivex School	30	1:39.965	14	1:40.290	14	1:39.965	0.783	0.166	167.6
5	1	RP Motorsport	ITA	David Schumacher	DEU	R	3	Dallara F312	RP Motorsport	37	1:40.175	11	1:39.999	17	1:39.999	0.817	0.034	167.5
6	34	Carlin Motorsport	GBR	Matheus Iorio	BRA			Dallara F312	Carlin Motorsport	33	1:40.004	18	1:40.449	13	1:40.004	0.822	0.005	167.5
7	18	Campos Racing	ESP	Marcos Siebert	ARG			Dallara F312	Campos Racing	39	1:40.073	17	1:40.104	18	1:40.073	0.891	0.069	167.4
8	8	Drivex School	ESP	Lukas Dunner	AUT	R	4	Dallara F312	Drivex School	28	1:40.188	12	1:40.912	8	1:40.188	1.006	0.115	167.2
9	22	Drivex School	ESP	Patrick Schott	CHE	R	5	Dallara F312	Drivex School	34	1:40.190	5	1:40.688	11	1:40.190	1.008	0.002	167.2
10	77	RP Motorsport	ITA	Guilherme Samaia	BRA			Dallara F312	RP Motorsport	35	1:40.663	14	1:40.529	17	1:40.529	1.347	0.339	166.6
11	3	RP Motorsport	ITA	Kaylen Frederick	USA	R	6	Dallara F312	RP Motorsport	37	1:40.544	17	1:40.996	16	1:40.544	1.362	0.015	166.6
12	51	RACE	ESP	Aldo Festante	ITA	R	7	Dallara F312	Teo Martin Motorsport	26	1:41.029	14	1:42.985	3	1:41.029	1.847	0.485	165.8
13	11	Campos Racing	ESP	Brad Benavides	USA	R	8	Dallara F312	Campos Racing	39	1:41.751	16	1:41.277	19	1:41.277	2.095	0.248	165.4
14	5	Carlin Motorsport	GBR	Dev Gore	USA	R	9	Dallara F312	Carlin Motorsport	38	1:41.298	20	1:41.812	9	1:41.298	2.116	0.021	165.4
15	6	RP Motorsport	ITA	Alessandro Bracalente	ITA			Dallara F312	RP Motorsport	30	1:41.518	4	1:42.619	11	1:41.518	2.336	0.220	165.0

Published at:.....

Stewards:	Race Director:	Timekeeper:

