

Circuito de Estoril
Euroformula Open
Free Practice - 2
Provisional Results



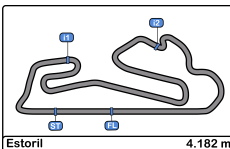
Clas	Nº	Entrant	Nat	Driver	Nat	Cat	Clas	Chassis	Team	Laps	Best	Time	Gap	Interval	Km/h
1	4	RP Motorsport	ITA	Felipe Drugovich	BRA			Dallara F312	RP Motorsport	17	6	1:33.289			161.3
2	18	Campos Racing	ESP	Marcos Siebert	ARG			Dallara F312	Campos Racing	16	13	1:33.299	0.010	0.010	161.3
3	8	Drivex School	ESP	Lukas Dunner	AUT	R	1	Dallara F312	Drivex School	16	14	1:33.544	0.255	0.245	160.9
4	7	Drivex School	ESP	Jannes Fittje	DEU			Dallara F312	Drivex School	13	4	1:33.674	0.385	0.130	160.7
5	51	RP Motorsport	ITA	Aldo Festante	ITA	R	2	Dallara F312	RP Motorsport	11	5	1:34.053	0.764	0.379	160.0
6	1	RP Motorsport	ITA	Alex Karkosik	POL			Dallara F312	RP Motorsport	15	3	1:34.120	0.831	0.067	159.9
7	19	Fortec Motorsport	GBR	Petru Florescu	ROU			Dallara F312	Fortec Motorsport	17	4	1:34.451	1.162	0.331	159.3
8	77	RP Motorsport	ITA	Guilherme Samaia	BRA			Dallara F312	RP Motorsport	12	9	1:34.481	1.192	0.030	159.3
9	34	Carlin Motorsport	GBR	Matheus Iorio	BRA			Dallara F312	Carlin Motorsport	16	7	1:34.636	1.347	0.155	159.0
10	10	RACE	ESP	Bent Viscaal	NLD	R	3	Dallara F312	Teo Martin Motorsport	12	10	1:34.645	1.356	0.009	159.0
11	32	RACE	ESP	Moritz Müller-Creppon	CHE	R	4	Dallara F312	Teo Martin Motorsport	16	15	1:34.940	1.651	0.295	158.5
12	28	Carlin Motorsport	GBR	Cameron Das	USA			Dallara F312	Carlin Motorsport	12	4	1:35.110	1.821	0.170	158.2
13	12	Drivex School	ESP	Christian Hahn	BRA			Dallara F312	Drivex School	16	7	1:35.338	2.049	0.228	157.9
14	3	RP Motorsport	ITA	Michael Benyahia	MAR	R	5	Dallara F312	RP Motorsport	14	4	1:35.554	2.265	0.216	157.5
15	21	Fortec Motorsport	GBR	Calan Williams	AUS			Dallara F312	Fortec Motorsport	18	8	1:35.612	2.323	0.058	157.4
16	15	Campos Racing	ESP	Yves Baltas	USA	R	6	Dallara F312	Campos Racing	8	7	1:36.281	2.992	0.669	156.3

Published at:.....

Track Temp: 32.2 °C Air Temp: 17.5 °C Humidity: 54 % Track Status: DRY

Stewards:	Race Director:	Timekeeper: 
------------------	-----------------------	---





Circuito de Estoril
Euroformula Open
Free Practice - 2
Provisional Results by Class



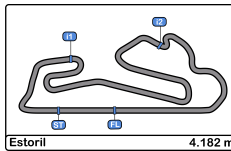
Clas	Nº	Entrant	Nat	Driver	Nat	Cat	Clas	Chassis	Team	Laps	Best	Time	Gap	Interval	Km/h
1	4	RP Motorsport	ITA	Felipe Drugovich	BRA			Dallara F312	RP Motorsport	17	6	1:33.289			161.3
2	18	Campos Racing	ESP	Marcos Siebert	ARG			Dallara F312	Campos Racing	16	13	1:33.299	0.010	0.010	161.3
3	7	Drivex School	ESP	Jannes Fittje	DEU			Dallara F312	Drivex School	13	4	1:33.674	0.385	0.375	160.7
4	1	RP Motorsport	ITA	Alex Karkosik	POL			Dallara F312	RP Motorsport	15	3	1:34.120	0.831	0.446	159.9
5	19	Fortec Motorsport	GBR	Petru Florescu	ROU			Dallara F312	Fortec Motorsport	17	4	1:34.451	1.162	0.331	159.3
6	77	RP Motorsport	ITA	Guilherme Samaia	BRA			Dallara F312	RP Motorsport	12	9	1:34.481	1.192	0.030	159.3
7	34	Carlin Motorsport	GBR	Matheus Iorio	BRA			Dallara F312	Carlin Motorsport	16	7	1:34.636	1.347	0.155	159.0
8	28	Carlin Motorsport	GBR	Cameron Das	USA			Dallara F312	Carlin Motorsport	12	4	1:35.110	1.821	0.474	158.2
9	12	Drivex School	ESP	Christian Hahn	BRA			Dallara F312	Drivex School	16	7	1:35.338	2.049	0.228	157.9
10	21	Fortec Motorsport	GBR	Calan Williams	AUS			Dallara F312	Fortec Motorsport	18	8	1:35.612	2.323	0.274	157.4
Rookie															
1	8	Drivex School	ESP	Lukas Dunner	AUT	R	1	Dallara F312	Drivex School	16	14	1:33.544			160.9
2	51	RP Motorsport	ITA	Aldo Festante	ITA	R	2	Dallara F312	RP Motorsport	11	5	1:34.053	0.509	0.509	160.0
3	10	RACE	ESP	Bent Viscaal	NLD	R	3	Dallara F312	Teo Martin Motorsport	12	10	1:34.645	1.101	0.592	159.0
4	32	RACE	ESP	Moritz Müller-Creppon	CHE	R	4	Dallara F312	Teo Martin Motorsport	16	15	1:34.940	1.396	0.295	158.5
5	3	RP Motorsport	ITA	Michael Benyahia	MAR	R	5	Dallara F312	RP Motorsport	14	4	1:35.554	2.010	0.614	157.5
6	15	Campos Racing	ESP	Yves Baltas	USA	R	6	Dallara F312	Campos Racing	8	7	1:36.281	2.737	0.727	156.3

Published at:.....

Track Temp: 32.2 °C Air Temp: 17.5 °C Humidity: 54 % Track Status: DRY

Stewards:	Race Director:	Timekeeper:





Circuito de Estoril
Euroformula Open
Free Practice - 2
Lap Analysis



1	Alex Karkosik	Dallara F312	17	1:43.410 P	19.607	48.686	35.117	233.7	15:13:04.832
	RP Motorsport		7	Jannes Fittje					Dallara F312

Lap	D	Time	Sector 1	Sector 2	Sector 3	T. Spd	Elapsed	Lap D	Time	Sector 1	Sector 2	Sector 3	T. Spd	Elapsed
1		14:32:00.202	14:30:30.041	56.853	33.308		14:32:00.202	1	14:36:21.041	14:34:53.830	56.044	31.167		14:36:21.041
2		1:37.043	21.100	46.642	29.301	225.0	14:33:37.245	2	1:47.850	21.634	55.327	30.889	208.8	14:38:08.891
3		1:34.120	19.505	45.571	29.044	231.7	14:35:11.365	3	1:34.104	19.547	45.698	28.859	227.8	14:39:42.995
4		1:34.383	19.522	45.867	28.994	231.7	14:36:45.748	4	1:33.674	19.421	45.481	28.772	230.2	14:41:16.669
5		1:34.857	19.436	46.140	29.281	234.7	14:38:20.605	5	1:33.806	19.442	45.601	28.763	230.7	14:42:50.475
6		1:44.818 P	21.446	46.815	36.557	195.2	14:40:05.423	6	1:48.602	19.486	59.591	29.525	225.4	14:44:39.077
7		10:43.895 P	9:01.524	52.754	49.617		14:50:49.318	7	1:33.741	19.456	45.611	28.674	230.2	14:46:12.818
8		11:08.359	9:52.122	46.971	29.266		15:01:57.677	8	1:42.052 P	19.508	46.852	35.692	229.7	14:47:54.870
9		1:35.808	19.995	46.485	29.328	232.2	15:03:33.485	9	15:04.593 P	13:40.713	48.048	35.832		15:02:59.463
10		1:35.132	19.732	46.147	29.253	233.7	15:05:08.617	10	2:07.767	49.026	49.526	29.215		15:05:07.230
11		1:35.037	19.644	46.290	29.103	234.7	15:06:43.654	11	1:34.404	19.657	45.917	28.830	229.7	15:06:41.634
12		1:35.311	19.600	46.465	29.246	235.2	15:08:18.965	12	1:44.349	19.601	52.625	32.123	231.7	15:08:25.983
13		1:35.342	19.595	46.274	29.473	236.8	15:09:54.307	13	1:39.344	20.198	50.115	29.031	232.7	15:10:05.327
14		1:35.472	19.775	46.242	29.455	234.2	15:11:29.779	14		23.119	46.352		223.6	
15		1:45.284 P	21.193	46.659	37.432	233.2	15:13:15.063							

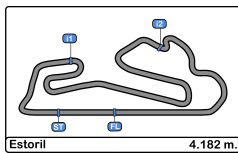
3	Michael Benyahia	Dallara F312	8	Lukas Dunner					Dallara F312
	RP Motorsport			Drivex School					

Lap	D	Time	Sector 1	Sector 2	Sector 3	T. Spd	Elapsed	Lap D	Time	Sector 1	Sector 2	Sector 3	T. Spd	Elapsed
1		14:31:55.515	14:30:31.896	50.591	33.028		14:31:55.515	1	14:32:24.114 P	14:30:42.301	58.413	43.400		14:32:24.114
2		1:37.207	20.633	47.299	29.275	217.3	14:33:32.722	2	3:49.962 P	2:11.850	52.770	45.342		14:36:14.076
3		1:35.683	19.755	46.474	29.454	225.0	14:35:08.405	3	2:14.138	58.226	46.614	29.298		14:38:28.214
4		1:35.554	19.848	46.302	29.404	224.0	14:36:43.959	4	1:35.048	19.590	46.154	29.304	230.7	14:40:03.262
5		1:36.423	19.684	47.292	29.447	228.3	14:38:20.382	5	1:34.986	19.620	46.243	29.123	230.7	14:41:38.248
6		1:36.525	20.032	46.932	29.561	227.3	14:39:56.907	6	1:34.779	19.467	46.194	29.118	232.2	14:43:13.027
7		1:42.270 P	19.989	46.904	35.377	225.9	14:41:39.177	7	1:35.267	19.632	46.209	29.426	227.3	14:44:48.294
8		21:12.579	19:27.780	1:06.442	38.357		15:02:51.756	8	1:34.657	19.554	46.097	29.006	225.9	14:46:22.951
9		1:58.048	28.083	59.141	30.824	172.8	15:04:49.804	9	1:34.886	19.503	46.293	29.090	227.3	14:47:57.837
10		1:43.768	24.082	49.621	30.065	183.9	15:06:33.572	10	1:35.191	19.539	46.343	29.309	227.3	14:49:33.028
11		1:50.951 P	21.541	49.415	39.995	222.2	15:08:24.523	11	2:00.435 P	21.266	57.192	41.977	230.7	14:51:33.463
12		2:07.884	51.453	46.920	29.511		15:10:32.407	12	11:51.934	10:23.584	55.769	32.581		15:03:25.397
13		1:36.005	19.790	46.766	29.449	226.8	15:12:08.412	13	1:53.909	22.314	1:02.259	29.336	204.1	15:05:19.306
14		1:52.472 P	19.818	50.069	42.585	225.4	15:14:00.884	14	1:33.544	19.480	45.362	28.702	230.2	15:06:52.850
15								15	1:33.562	19.488	45.132	28.942	225.4	15:08:26.412
16								16	1:38.978 P	19.426	45.342	34.210	231.2	15:10:05.390

4	Felipe Drugovich	Dallara F312	10	Bent Viscaal					Dallara F312
	RP Motorsport			Teo Martin Motorsport					

Lap	D	Time	Sector 1	Sector 2	Sector 3	T. Spd	Elapsed	Lap D	Time	Sector 1	Sector 2	Sector 3	T. Spd	Elapsed
1		14:32:49.310	14:31:25.288	52.284	31.738		14:32:49.310	1	14:32:23.902	14:30:44.419	1:02.593	36.890		14:32:23.902
2		1:43.833	20.801	53.887	29.145	224.5	14:34:33.143	2	1:57.556	26.945	55.199	35.412	153.1	14:34:21.458
3		1:40.081	19.396	46.840	33.845	228.3	14:36:13.224	3	1:49.006	23.666	51.667	33.673	180.6	14:36:10.464
4		1:33.738	19.278	45.708	28.752	233.7	14:37:46.962	4	1:42.227	21.686	49.556	30.985	218.1	14:37:52.691
5		1:33.429	19.349	45.456	28.624	232.7	14:39:20.391	5	2:00.402 P	21.630	53.107	45.665	229.7	14:39:53.093
6		1:33.289	19.285	45.306	28.698	234.7	14:40:53.680	6	22:23.361	21:01.238	49.819	32.304		15:02:16.454
7		1:42.848 P	19.438	46.169	37.241	233.2	14:42:36.528	7	1:36.993	19.866	45.977	31.150	227.8	15:03:53.447
8		5:59.444 P	4:34.494	48.148	36.802		14:48:35.972	8	1:34.747	19.572	45.772	29.403	231.7	15:05:28.194
9		2:44.589 P	1:07.418	50.869	46.302		14:51:20.561	9	1:34.836	19.479	46.158	29.199	231.2	15:07:03.030
10		10:34.576	9:18.797	46.494	29.285		15:01:55.137	10	1:34.645	19.395	45.894	29.356	227.8	15:08:37.675
11		1:34.420	19.756	45.902	28.762	229.7	15:03:29.557	11	1:34.884	19.526	46.047	29.311	228.3	15:10:12.559
12		1:34.341	19.629	45.927	28.785	233.7	15:05:03.898	12	1:44.215 P	19.509	46.097	38.609	231.2	15:11:56.774
13		1:34.218	19.530	45.837	28.851	232.2	15:06:38.116							
14		1:34.452	19.506	46.085	28.861	233.7	15:08:12.568							
15		1:34.368	19.393	46.012	28.963	235.8	15:09:46.936							
16		1:34.486	19.528	45.946	29.012	233.7	15:11:21.422							





Circuito de Estoril
Euroformula Open
Free Practice - 2
Lap Analysis



12 Christian Hahn Dallara F312 19 Petru Florescu Dallara F312
Drivex School Fortec Motorsport

Lap	D	Time	Sector 1	Sector 2	Sector 3	T. Spd	Elapsed	Lap	D	Time	Sector 1	Sector 2	Sector 3	T. Spd	Elapsed
1		14:34:25.614 P	14:32:55.739	50.940	38.935		14:34:25.614	1		14:32:15.176	14:30:44.846	58.256	32.074		14:32:15.176
2		2:29.980 P	58.727	54.132	37.121		14:36:55.594	2		1:41.839	22.035	50.022	29.782	220.8	14:33:57.015
3		2:09.459	52.059	47.688	29.712		14:39:05.053	3		1:34.780	19.880	45.725	29.175	223.1	14:35:31.795
4		1:36.163	20.042	46.723	29.398	228.3	14:40:41.216	4		1:34.451	19.550	45.813	29.088	225.0	14:37:06.246
5		1:35.786	19.877	46.521	29.388	227.8	14:42:17.002	5		1:41.087	19.464	51.766	29.857	226.8	14:38:47.333
6		1:35.452	19.959	46.463	29.030	230.7	14:43:52.454	6		1:46.336 P	19.672	45.861	40.803	227.8	14:40:33.669
7		1:35.338	19.762	46.383	29.193	231.7	14:45:27.792	7		5:22.141	4:02.603	49.257	30.281		14:45:55.810
8		1:40.868	19.739	46.456	34.673	226.4	14:47:08.660	8		1:34.764	19.508	46.073	29.183	228.3	14:47:30.574
9		1:36.394	19.759	47.019	29.616	228.8	14:48:45.054	9		1:35.129	19.522	46.193	29.414	228.8	14:49:05.703
10		2:02.375 P	19.711	53.883	48.781	231.2	14:50:47.429	10		1:48.623 P	19.425	49.078	40.120	227.8	14:50:54.326
11		11:42.855	10:20.441	51.194	31.220		15:02:30.284	11		11:53.315	10:32.631	49.628	31.056		15:02:47.641
12		1:39.587	20.751	49.005	29.831	229.2	15:04:09.871	12		1:35.728	19.831	46.450	29.447	227.8	15:04:23.369
13		1:36.147	19.752	46.596	29.799	232.7	15:05:46.018	13		1:34.890	19.578	46.033	29.279	230.2	15:05:58.259
14		1:38.050	19.940	47.822	30.288	224.5	15:07:24.068	14		1:34.534	19.597	45.841	29.096	228.3	15:07:32.793
15		1:42.101	19.869	49.491	32.741	228.3	15:09:06.169	15		1:34.793	19.473	46.060	29.260	231.7	15:09:07.586
16		1:58.533 P	19.913	51.733	46.887	231.7	15:11:04.702	16		1:35.487	19.478	46.130	29.879	230.2	15:10:43.073
17		1:44.383 P						17		1:44.383 P	19.703	46.910	37.770	229.7	15:12:27.456

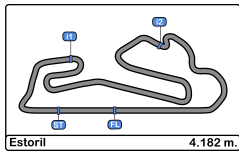
15 Yves Baltas Dallara F312 21 Calan Williams Dallara F312
Campos Racing Fortec Motorsport

Lap	D	Time	Sector 1	Sector 2	Sector 3	T. Spd	Elapsed	Lap	D	Time	Sector 1	Sector 2	Sector 3	T. Spd	Elapsed
1		14:32:03.278 P	14:30:32.790	50.366	40.122		14:32:03.278	1		14:32:26.136	14:30:51.180	1:01.443	33.513		14:32:26.136
2		2:30.724 P	1:05.182	48.059	37.483		14:34:34.002	2		1:44.709	23.163	49.558	31.988	205.7	14:34:10.845
3		2:26.818 P	58.701	48.454	39.663		14:37:00.820	3		1:50.186	21.974	57.347	30.865	205.3	14:36:01.031
4		4:40.243	3:21.196	49.001	30.046		14:41:41.063	4		1:37.010	20.600	46.817	29.593	228.8	14:37:38.041
5		1:37.233	19.996	47.475	29.762	227.8	14:43:18.296	5		1:36.687	19.913	46.853	29.921	228.8	14:39:14.728
6		1:36.325	19.749	46.996	29.580	231.7	14:44:54.621	6		1:36.125	19.723	46.348	30.054	231.2	14:40:50.853
7		1:36.281	19.897	46.794	29.590	230.7	14:46:30.902	7		1:40.371	19.800	49.920	30.651	229.7	14:42:31.224
8		1:36.562	19.867	46.824	29.871	230.7	14:48:07.464	8		1:35.612	19.700	46.565	29.347	231.2	14:44:06.836
9			19.849	51.083		228.8		9		1:35.916	19.684	46.692	29.540	231.7	14:45:42.752
10								10		1:36.702	19.542	47.678	29.482	233.7	14:47:19.454
11								11		6:56.178 P	19.643	5:36.827	59.708	232.7	14:54:15.632
12								12		8:34.488	7:15.882	48.723	29.883		15:02:50.120
13		14:31:52.740	14:30:30.650	50.632	31.458		14:31:52.740	13		1:36.206	19.894	46.830	29.482	232.2	15:04:26.326
2		1:37.437	20.396	46.708	30.333	225.4	14:33:30.177	14		1:35.719	19.617	46.667	29.435	233.2	15:06:02.045
3		1:34.586	19.641	45.914	29.031	227.3	14:35:04.763	15		1:39.071	22.684	46.962	29.425	232.2	15:07:41.116
4		1:37.964	19.693	48.587	29.684	228.8	14:36:42.727	16		1:36.436	19.825	46.950	29.661	234.2	15:09:17.552
5		1:34.784	19.519	45.876	29.389	231.7	14:38:17.511	17		1:35.701	19.566	46.724	29.411	233.2	15:10:53.253
6		1:42.960 P	19.580	46.202	37.178	232.7	14:40:00.471	18		1:48.295 P	21.263	48.432	38.600	233.7	15:12:41.548
7		5:39.429	4:23.362	46.783	29.284		14:45:39.900								
8		1:34.721	19.508	46.117	29.096	233.2	14:47:14.621								
9		1:34.843	19.511	45.986	29.346	233.2	14:48:49.464								
10		2:05.097 P	19.449	51.744	53.904	233.7	14:50:54.561								
11		12:45.686	11:23.171	51.879	30.636		15:03:40.247								
12		1:36.316	19.986	46.578	29.752	229.2	15:05:16.563								
13		1:33.299	19.205	45.332	28.762	231.2	15:06:49.862								
14		1:33.391	19.163	45.231	28.997	234.2	15:08:23.253								
15		1:40.662	19.234	51.465	29.963	235.8	15:10:03.915								
16		1:40.767 P	19.587	45.338	35.842	231.7	15:11:44.682								

18 Marcos Siebert Dallara F312 28 Cameron Das Dallara F312
Campos Racing Carlin Motorsport

Lap	D	Time	Sector 1	Sector 2	Sector 3	T. Spd	Elapsed	Lap	D	Time	Sector 1	Sector 2	Sector 3	T. Spd	Elapsed
1		14:32:23.146	14:30:50.708	1:00.072	32.366		14:32:23.146	1		14:32:23.146	14:30:50.708	1:00.072	32.366		14:32:23.146
2		1:58.251	31.246	56.086	30.919	100.6	14:34:21.397	2		1:58.251	31.246	56.086	30.919	100.6	14:34:21.397
3		1:35.549	19.983	46.045	29.521	219.5	14:35:56.946	3		1:35.549	19.983	46.045	29.521	219.5	14:35:56.946
4		1:35.110	19.527	46.111	29.472	228.8	14:37:32.056	4		1:35.110	19.527	46.111	29.472	228.8	14:37:32.056
5		1:35.597	19.648	46.783	29.166	228.8	14:39:07.653	5		1:35.597	19.648	46.783	29.166	228.8	14:39:07.653
6		1:35.690	19.534	46.351	29.805	231.7	14:40:43.343	6		1:35.690	19.534	46.351	29.805	231.7	14:40:43.343
7		1:35.730	19.638	46.436	29.656	229.7	14:42:19.073	7		1:35.730	19.638	46.436	29.656	229.7	14:42:19.073
8		1:48.544 P	21.212	50.128	37.204	232.2	14:44:07.617	8		1:48.544 P	21.212	50.128	37.204	232.2	14:44:07.617
9		18:19.157	17:00.692	48.639	29.826		15:02:26.774	9		18:19.157	17:00.692	48.639	29.826		15:02:26.774
10		1:41.714 P	20.329	46.805	34.580	231.2	15:04:08.488	10		1:41.714 P	20.329	46.805	34.580	231.2	15:04:08.488





Circuito de Estoril
Euroformula Open
Free Practice - 2
Lap Analysis



11	4:07.919	2:51.516	46.968	29.435	15:08:16.407	11	1:57.493 P	24.788	52.629	40.076	152.7	15:10:27.712
12	1:41.009 P	20.102	46.490	34.417	232.7	15:09:57.416						

32 Moritz Müller-Creppon Dallara F312

77 Guilherme Samaia Dallara F312
 RP Motorsport

Lap	D	Time	Sector 1	Sector 2	Sector 3	T. Spd	Elapsed
1		14:32:25.158	14:30:48.238	1:01.555	35.365		14:32:25.158
2		1:57.549	28.424	54.586	34.539	142.2	14:34:22.707
3		1:50.335	24.094	51.246	34.995	187.5	14:36:13.042
4		1:48.485	23.519	49.703	35.263	167.9	14:38:01.527
5		1:44.859	23.608	50.746	30.505	175.0	14:39:46.386
6		1:48.809	23.891	55.188	29.730	207.2	14:41:35.195
7		1:36.113	19.996	46.688	29.429	229.2	14:43:11.308
8		1:37.668	19.727	46.712	31.229	233.2	14:44:48.976
9		1:35.914	19.816	46.530	29.568	232.7	14:46:24.890
10		1:42.045 P	19.859	46.913	35.273	225.0	14:48:06.935
11		14:16.670	12:53.929	51.572	31.169		15:02:23.605
12		1:41.828	21.593	50.530	29.705	204.5	15:04:05.433
13		1:35.316	19.817	46.225	29.274	232.2	15:05:40.749
14		1:36.082	20.212	46.384	29.486	231.2	15:07:16.831
15		1:34.940	19.639	46.219	29.082	232.7	15:08:51.771
16		1:40.204 P	19.691	46.079	34.434	231.7	15:10:31.975

34 Matheus Iorio Dallara F312

Lap	D	Time	Sector 1	Sector 2	Sector 3	T. Spd	Elapsed
1		14:39:17.909	14:37:45.112	57.293	35.504		14:39:17.909
2		2:04.301 P	27.369	53.415	43.517	188.8	14:41:22.210
3		2:28.755 P	57.747	49.473	41.535		14:43:50.965
4		2:12.277	49.636	49.215	33.426		14:46:03.242
5		1:59.343 P	24.477	54.280	40.586	172.8	14:48:02.585
6		14:43.858	13:20.023	52.387	31.448		15:02:46.443
7		1:42.663	22.548	50.053	30.062	216.8	15:04:29.106
8		1:34.491	19.635	45.949	28.907	237.8	15:06:03.597
9		1:34.481	19.649	46.051	28.781	237.8	15:07:38.078
10		1:34.612	19.559	46.108	28.945	238.4	15:09:12.690
11		1:34.953	19.497	46.128	29.328	237.8	15:10:47.643
12		1:51.525 P	21.143	49.744	40.638	236.8	15:12:39.168

51 Aldo Festante Dallara F312

Carlin Motorsport

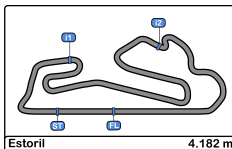
Lap	D	Time	Sector 1	Sector 2	Sector 3	T. Spd	Elapsed
1		14:32:13.465	14:30:49.187	52.824	31.454		14:32:13.465
2		1:41.124	22.347	48.397	30.380	206.5	14:33:54.589
3		1:54.235 P	24.192	50.800	39.243	171.7	14:35:48.824
4		5:28.372 P	3:57.945	48.501	41.926		14:41:17.196
5		2:09.142	53.189	46.580	29.373		14:43:26.338
6		1:35.067	19.829	46.093	29.145	230.7	14:45:01.405
7		1:34.636	19.668	46.024	28.944	231.7	14:46:36.041
8		1:34.751	19.507	46.004	29.240	231.2	14:48:10.792
9		1:48.010 P	19.521	47.635	40.854	231.7	14:49:58.802
10		12:13.112	10:56.265	47.538	29.309		15:02:11.914
11		1:35.620	19.817	46.419	29.384	227.8	15:03:47.534
12		1:35.223	19.768	46.156	29.299	230.7	15:05:22.757
13		1:34.813	19.608	45.971	29.234	230.2	15:06:57.570
14		1:34.841	19.573	46.046	29.222	232.2	15:08:32.411
15		1:34.962	19.582	46.102	29.278	233.7	15:10:07.373
16		1:48.088 P	21.469	47.175	39.444	232.2	15:11:55.461

51 Aldo Festante Dallara F312

RP Motorsport

Lap	D	Time	Sector 1	Sector 2	Sector 3	T. Spd	Elapsed
1		14:32:57.611	14:31:33.261	53.106	31.244		14:32:57.611
2		1:42.065	21.090	50.027	30.948	221.3	14:34:39.676
3		1:34.531	19.466	45.849	29.216	228.3	14:36:14.207
4		1:34.103	19.355	45.694	29.054	235.2	14:37:48.310
5		1:34.053	19.332	45.799	28.922	235.2	14:39:22.363
6		1:43.179 P	19.693	46.614	36.872	235.8	14:41:05.542
7		21:50.046	20:18.018	57.858	34.170		15:02:55.588
8		1:52.861	25.435	55.713	31.713	160.4	15:04:48.449
9		1:44.503	25.013	48.819	30.671	173.6	15:06:32.952
10		1:57.267	28.007	55.700	33.560	176.4	15:08:30.219



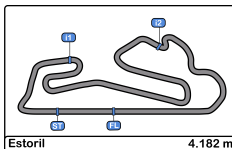


Circuito de Estoril
Euroformula Open
Free Practice - 2
Best Sectors Results



Sector - 1				Sector - 2				Sector - 3				Ideal Lap vs Best Lap				
Clas	Nº	Driver	Time	Nº	Driver	Time	Nº	Driver	Time	Clas	Nº	Driver	Ideal Lap	Best Lap	Clas	
1	18	Marcos Siebert	19.163	8	Lukas Dunner	45.132	4	Felipe Drugovich	28.624	1	18	Marcos Siebert	1:33.156	1:33.299	2	
2	4	Felipe Drugovich	19.278	18	Marcos Siebert	45.231	7	Jannes Fittje	28.674	2	4	Felipe Drugovich	1:33.208	1:33.289	1	
3	51	Aldo Festante	19.332	4	Felipe Drugovich	45.306	8	Lukas Dunner	28.702	3	8	Lukas Dunner	1:33.260	1:33.544	3	
4	10	Bent Viscaal	19.395	7	Jannes Fittje	45.481	18	Marcos Siebert	28.762	4	7	Jannes Fittje	1:33.576	1:33.674	4	
5	7	Jannes Fittje	19.421	1	Alex Karkosik	45.571	77	Guilherme Samaia	28.781	5	51	Aldo Festante	1:33.948	1:34.053	5	
6	19	Petru Florescu	19.425	51	Aldo Festante	45.694	51	Aldo Festante	28.922	6	1	Alex Karkosik	1:34.001	1:34.120	6	
7	8	Lukas Dunner	19.426	19	Petru Florescu	45.725	34	Matheus Iorio	28.944	7	77	Guilherme Samaia	1:34.227	1:34.481	8	
8	1	Alex Karkosik	19.436	10	Bent Viscaal	45.772	1	Alex Karkosik	28.994	8	19	Petru Florescu	1:34.238	1:34.451	7	
9	77	Guilherme Samaia	19.497	77	Guilherme Samaia	45.949	12	Christian Hahn	29.030	9	10	Bent Viscaal	1:34.366	1:34.645	10	
10	34	Matheus Iorio	19.507	34	Matheus Iorio	45.971	32	Moritz Müller-Creppon	29.082	10	34	Matheus Iorio	1:34.422	1:34.636	9	
11	28	Cameron Das	19.527	28	Cameron Das	46.045	19	Petru Florescu	29.088	11	28	Cameron Das	1:34.738	1:35.110	12	
12	21	Calan Williams	19.542	32	Moritz Müller-Creppon	46.079	28	Cameron Das	29.166	12	32	Moritz Müller-Creppon	1:34.800	1:34.940	11	
13	32	Moritz Müller-Creppon	19.639	3	Michael Benyahia	46.302	10	Bent Viscaal	29.199	13	12	Christian Hahn	1:35.124	1:35.338	13	
14	3	Michael Benyahia	19.684	21	Calan Williams	46.348	3	Michael Benyahia	29.275	14	21	Calan Williams	1:35.237	1:35.612	15	
15	12	Christian Hahn	19.711	12	Christian Hahn	46.383	21	Calan Williams	29.347	15	3	Michael Benyahia	1:35.261	1:35.554	14	
16	15	Yves Baltas	19.749	15	Yves Baltas	46.794	15	Yves Baltas	29.580	16	15	Yves Baltas	1:36.123	1:36.281	16	



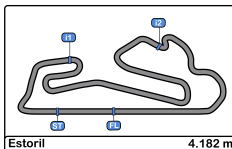


Circuito de Estoril
Euroformula Open
Free Practice - 2
Best 5 Lap Times



Cls	Nº	Entrant	Nat	Driver	Nat	Cat	Cls	Chassis	Team	Best 1		Best 2		Best 3		Best 4		Best 5	
										Time	Lap	Time	Lap	Time	Lap	Time	Lap	Time	Lap
1	4	RP Motorsport	ITA	Felipe Drugovich	BRA			Dallara F312	RP Motorsport	1:33.289	6	1:33.429	5	1:33.738	4	1:34.218	13	1:34.341	12
2	18	Campos Racing	ESP	Marcos Siebert	ARG			Dallara F312	Campos Racing	1:33.299	13	1:33.391	14	1:34.586	3	1:34.721	8	1:34.784	5
3	8	Drivex School	ESP	Lukas Dunner	AUT	R	1	Dallara F312	Drivex School	1:33.544	14	1:33.562	15	1:34.657	8	1:34.779	6	1:34.886	9
4	7	Drivex School	ESP	Jannes Fittje	DEU			Dallara F312	Drivex School	1:33.674	4	1:33.741	7	1:33.806	5	1:34.104	3	1:34.404	11
5	51	RP Motorsport	ITA	Aldo Festante	ITA	R	2	Dallara F312	RP Motorsport	1:34.053	5	1:34.103	4	1:34.531	3	1:42.065	2	1:43.179	6
6	1	RP Motorsport	ITA	Alex Karkosik	POL			Dallara F312	RP Motorsport	1:34.120	3	1:34.383	4	1:34.857	5	1:35.037	11	1:35.132	10
7	19	Fortec Motorsport	GBR	Petru Florescu	ROU			Dallara F312	Fortec Motorsport	1:34.451	4	1:34.534	14	1:34.764	8	1:34.780	3	1:34.793	15
8	77	RP Motorsport	ITA	Guilherme Samaia	BRA			Dallara F312	RP Motorsport	1:34.481	9	1:34.491	8	1:34.612	10	1:34.953	11	1:42.663	7
9	34	Carlin Motorsport	GBR	Matheus Iorio	BRA			Dallara F312	Carlin Motorsport	1:34.636	7	1:34.751	8	1:34.813	13	1:34.841	14	1:34.962	15
10	10	RACE	ESP	Bent Viscaal	NLD	R	3	Dallara F312	Teo Martin Motorsport	1:34.645	10	1:34.747	8	1:34.836	9	1:34.884	11	1:36.993	7
11	32	RACE	ESP	Moritz Müller-Creppon	CHE	R	4	Dallara F312	Teo Martin Motorsport	1:34.940	15	1:35.316	13	1:35.914	9	1:36.082	14	1:36.113	7
12	28	Carlin Motorsport	GBR	Cameron Das	USA			Dallara F312	Carlin Motorsport	1:35.110	4	1:35.549	3	1:35.597	5	1:35.690	6	1:35.730	7
13	12	Drivex School	ESP	Christian Hahn	BRA			Dallara F312	Drivex School	1:35.338	7	1:35.452	6	1:35.786	5	1:36.147	13	1:36.163	4
14	3	RP Motorsport	ITA	Michael Benyahia	MAR	R	5	Dallara F312	RP Motorsport	1:35.554	4	1:35.683	3	1:36.005	13	1:36.423	5	1:36.525	6
15	21	Fortec Motorsport	GBR	Calan Williams	AUS			Dallara F312	Fortec Motorsport	1:35.612	8	1:35.701	17	1:35.719	14	1:35.916	9	1:36.125	6
16	15	Campos Racing	ESP	Yves Baltas	USA	R	6	Dallara F312	Campos Racing	1:36.281	7	1:36.325	6	1:36.562	8	1:37.233	5	2:26.818	3



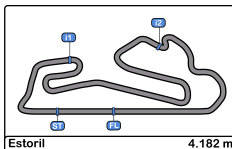


Circuito de Estoril
Euroformula Open
Free Practice - 2
Best 5 Top Speeds



Cls	N°	Entrant	Nat	Driver	Nat	Cat	Cls	Chassis	Team	Top 1		Top 2		Top 3		Top 4		Top 5		Avg
										Km/h	Lap	Km/h	Lap	Km/h	Lap	Km/h	Lap	Km/h	Lap	
1	77	RP Motorsport	ITA	Guilherme Samaia	BRA			Dallara F312	RP Motorsport	238.4	10	237.8	8	237.8	9	237.8	11	236.8	12	237.7
2	1	RP Motorsport	ITA	Alex Karkosik	POL			Dallara F312	RP Motorsport	236.8	13	235.2	12	234.7	5	234.7	11	234.2	14	235.1
3	4	RP Motorsport	ITA	Felipe Drugovich	BRA			Dallara F312	RP Motorsport	235.8	15	234.7	6	233.7	4	233.7	12	233.7	14	234.3
4	18	Campos Racing	ESP	Marcos Siebert	ARG			Dallara F312	Campos Racing	235.8	15	234.2	14	233.7	10	233.2	8	233.2	9	234.0
5	51	RP Motorsport	ITA	Aldo Festante	ITA	R	1	Dallara F312	RP Motorsport	235.8	6	235.2	4	235.2	5	228.3	3	221.3	2	231.2
6	21	Fortec Motorsport	GBR	Calan Williams	AUS			Dallara F312	Fortec Motorsport	234.2	16	233.7	10	233.7	18	233.2	14	233.2	17	233.6
7	34	Carlin Motorsport	GBR	Matheus Iorio	BRA			Dallara F312	Carlin Motorsport	233.7	15	232.2	14	232.2	16	231.7	7	231.7	9	232.3
8	32	RACE	ESP	Moritz Müller-Creppon	CHE	R	2	Dallara F312	Teo Martin Motorsport	233.2	8	232.7	9	232.7	15	232.2	13	231.7	16	232.5
9	7	Drivex School	ESP	Jannes Fittje	DEU			Dallara F312	Drivex School	232.7	13	231.7	12	230.7	5	230.2	4	230.2	7	231.1
10	12	Drivex School	ESP	Christian Hahn	BRA			Dallara F312	Drivex School	232.7	13	231.7	7	231.7	16	231.2	10	230.7	6	231.6
11	28	Carlin Motorsport	GBR	Cameron Das	USA			Dallara F312	Carlin Motorsport	232.7	12	232.2	8	231.7	6	231.2	10	229.7	7	231.5
12	8	Drivex School	ESP	Lukas Dunner	AUT	R	3	Dallara F312	Drivex School	232.2	6	231.2	16	230.7	4	230.7	5	230.7	11	231.1
13	10	RACE	ESP	Bent Viscaal	NLD	R	4	Dallara F312	Teo Martin Motorsport	231.7	8	231.2	9	231.2	12	229.7	5	228.3	11	230.4
14	15	Campos Racing	ESP	Yves Baltas	USA	R	5	Dallara F312	Campos Racing	231.7	6	230.7	7	230.7	8	228.8	9	227.8	5	229.9
15	19	Fortec Motorsport	GBR	Petru Florescu	ROU			Dallara F312	Fortec Motorsport	231.7	15	230.2	13	230.2	16	229.7	17	228.8	9	230.1
16	3	RP Motorsport	ITA	Michael Benyahia	MAR	R	6	Dallara F312	RP Motorsport	228.3	5	227.3	6	226.8	13	225.9	7	225.4	14	226.8



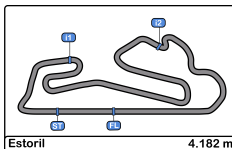


Circuito de Estoril
Euroformula Open
Free Practice - 2
Fastest Laps Sequence



Lap	Time of Day	Session Time	Nº	Entrant	Nat	Driver	Nat	Cat	Chassis	Team	Time	Km/h
2	14:33:30.177	3:30.177	18	Campos Racing	ESP	Marcos Siebert	ARG		Dallara F312	Campos Racing	1:37.437	154.5
2	14:33:32.722	3:32.722	3	RP Motorsport	ITA	Michael Benyahia	MAR	R	Dallara F312	RP Motorsport	1:37.207	154.8
2	14:33:37.245	3:37.245	1	RP Motorsport	ITA	Alex Karkosik	POL		Dallara F312	RP Motorsport	1:37.043	155.1
3	14:35:04.763	5:04.763	18	Campos Racing	ESP	Marcos Siebert	ARG		Dallara F312	Campos Racing	1:34.586	159.1
3	14:35:11.365	5:11.365	1	RP Motorsport	ITA	Alex Karkosik	POL		Dallara F312	RP Motorsport	1:34.120	159.9
4	14:37:46.962	7:46.962	4	RP Motorsport	ITA	Felipe Drugovich	BRA		Dallara F312	RP Motorsport	1:33.738	160.6
5	14:39:20.391	9:20.391	4	RP Motorsport	ITA	Felipe Drugovich	BRA		Dallara F312	RP Motorsport	1:33.429	161.1
6	14:40:53.680	10:53.680	4	RP Motorsport	ITA	Felipe Drugovich	BRA		Dallara F312	RP Motorsport	1:33.289	161.3



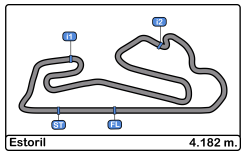


Circuito de Estoril
Euroformula Open
Free Practice - 2
Event Best Maximum Speed

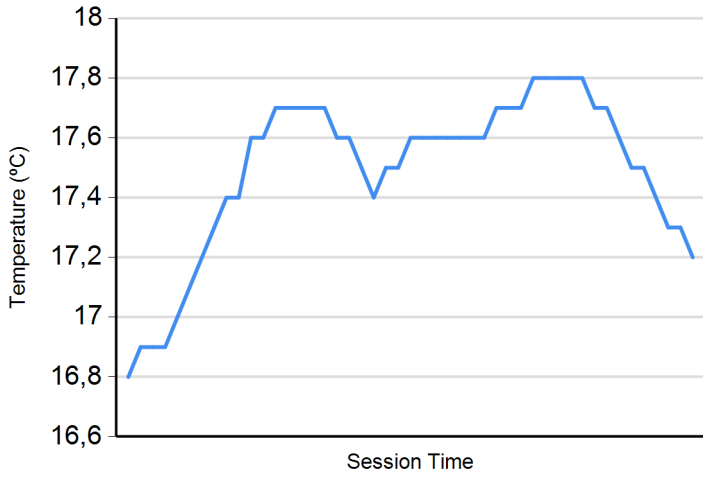


Nº	Entrant	Nat	Driver	Nat	Cat	Clas	Chassis	Team	Km/h	Session
77	RP Motorsport	ITA	Guilherme Samaia	BRA			Dallara F312	RP Motorsport	238.4	Free Practice - 2
1	RP Motorsport	ITA	Alex Karkosik	POL			Dallara F312	RP Motorsport	236.8	Free Practice - 2
18	Campos Racing	ESP	Marcos Siebert	ARG			Dallara F312	Campos Racing	236.3	Free Practice - 1
51	RP Motorsport	ITA	Aldo Festante	ITA	R	1	Dallara F312	RP Motorsport	235.8	Free Practice - 2
4	RP Motorsport	ITA	Felipe Drugovich	BRA			Dallara F312	RP Motorsport	235.8	Free Practice - 2
21	Fortec Motorsport	GBR	Calan Williams	AUS			Dallara F312	Fortec Motorsport	234.2	Free Practice - 2
34	Carlin Motorsport	GBR	Matheus Iorio	BRA			Dallara F312	Carlin Motorsport	233.7	Free Practice - 2
32	RACE	ESP	Moritz Müller-Creppon	CHE	R	2	Dallara F312	Teo Martin	233.2	Free Practice - 2
12	Drivex School	ESP	Christian Hahn	BRA			Dallara F312	Drivex School	232.7	Free Practice - 2
28	Carlin Motorsport	GBR	Cameron Das	USA			Dallara F312	Carlin Motorsport	232.7	Free Practice - 2
7	Drivex School	ESP	Jannes Fittje	DEU			Dallara F312	Drivex School	232.7	Free Practice - 2
8	Drivex School	ESP	Lukas Dunner	AUT	R	3	Dallara F312	Drivex School	232.2	Free Practice - 1
10	RACE	ESP	Bent Viscaal	NLD	R	4	Dallara F312	Teo Martin	232.2	Free Practice - 1
15	Campos Racing	ESP	Yves Baltas	USA	R	5	Dallara F312	Campos Racing	231.7	Free Practice - 1
19	Fortec Motorsport	GBR	Petru Florescu	ROU			Dallara F312	Fortec Motorsport	231.7	Free Practice - 2
3	RP Motorsport	ITA	Michael Benyahia	MAR	R	6	Dallara F312	RP Motorsport	228.3	Private test - 2

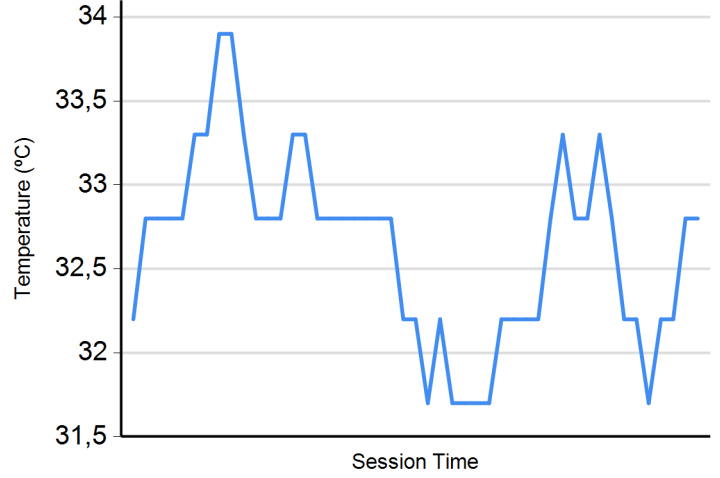




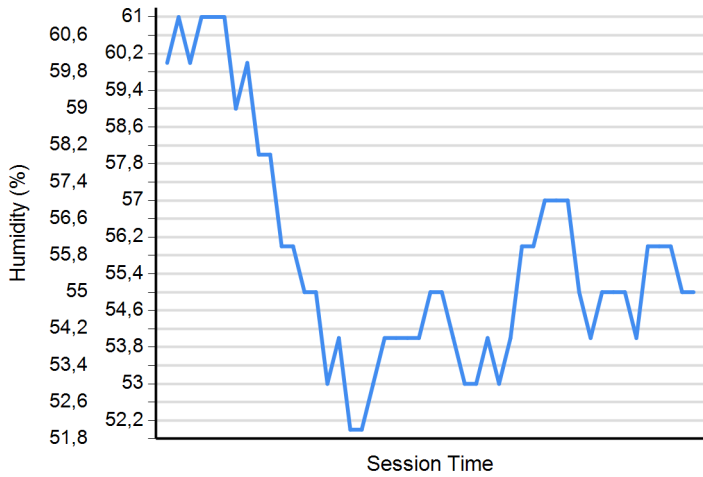
Air Temperature



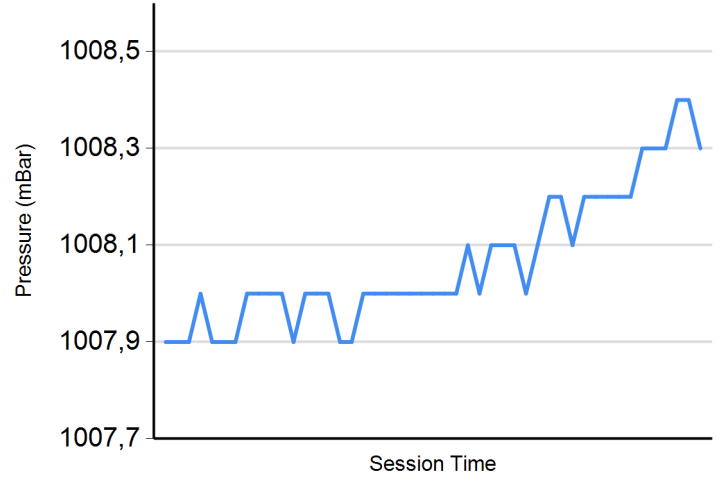
Track Temperature



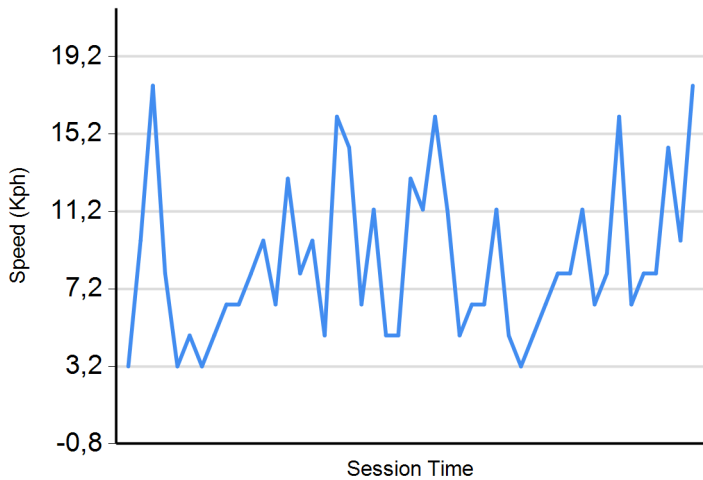
Humidity



Pressure

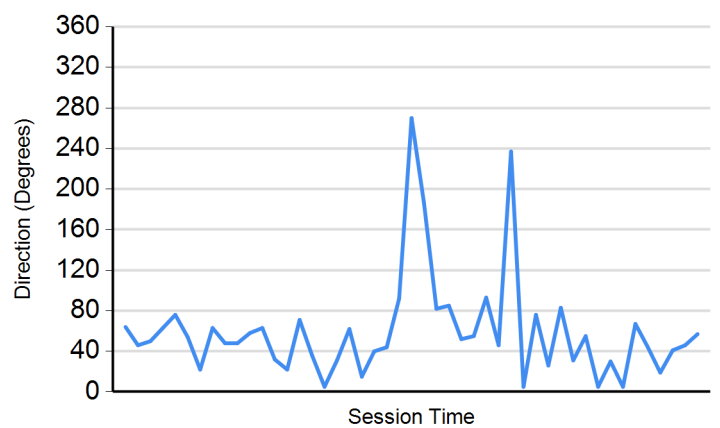


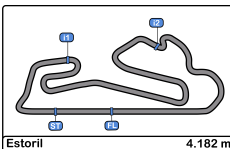
Wind Speed



Wind direction

North = 0°/360° Est = 90° South = 180° West = 270°





Circuito de Estoril
Euroformula Open
Free Practices 1 - 2
Total Results



Cls	Nº	Entrant	Nat	Driver	Nat	Cat	Cls	Chassis	Team	Laps	Free Practice - 1	Free Practice - 2	Best	Gap	Interval	Km/h
1	4	RP Motorsport	ITA	Felipe Drugovich	BRA			Dallara F312	RP Motorsport	21	1:42.495	3	1:33.289	6	1:33.289	161.3
2	18	Campos Racing	ESP	Marcos Siebert	ARG			Dallara F312	Campos Racing	33	1:35.097	14	1:33.299	0.010	0.010	161.3
3	8	Drivex School	ESP	Lukas Dunner	AUT	R	1	Dallara F312	Drivex School	34	1:35.160	17	1:33.544	0.255	0.245	160.9
4	7	Drivex School	ESP	Jannes Fittje	DEU			Dallara F312	Drivex School	22	1:42.772	8	1:33.674	0.385	0.130	160.7
5	51	RP Motorsport	ITA	Aldo Festante	ITA	R	2	Dallara F312	RP Motorsport	15	1:44.437	2	1:34.053	0.764	0.379	160.0
6	1	RP Motorsport	ITA	Alex Karkosik	POL			Dallara F312	RP Motorsport	25	1:43.053	8	1:34.120	0.831	0.067	159.9
7	19	Fortec Motorsport	GBR	Petru Florescu	ROU			Dallara F312	Fortec Motorsport	30	1:34.984	11	1:34.451	1.162	0.331	159.3
8	77	RP Motorsport	ITA	Guilherme Samaia	BRA			Dallara F312	RP Motorsport	25	1:35.847	11	1:34.481	1.192	0.030	159.3
9	34	Carlin Motorsport	GBR	Matheus Iorio	BRA			Dallara F312	Carlin Motorsport	31	1:34.900	14	1:34.636	1.347	0.155	159.0
10	10	RACE	ESP	Bent Viscaal	NLD	R	3	Dallara F312	Teo Martin Motorsport	26	1:34.665	13	1:34.645	1.356	0.009	159.0
11	32	RACE	ESP	Moritz Müller-Creppon	CHE	R	4	Dallara F312	Teo Martin Motorsport	34	1:36.173	15	1:34.940	1.651	0.295	158.5
12	28	Carlin Motorsport	GBR	Cameron Das	USA			Dallara F312	Carlin Motorsport	33	1:36.082	15	1:35.110	1.821	0.170	158.2
13	12	Drivex School	ESP	Christian Hahn	BRA			Dallara F312	Drivex School	34	1:35.719	16	1:35.338	2.049	0.228	157.9
14	3	RP Motorsport	ITA	Michael Benyahia	MAR	R	5	Dallara F312	RP Motorsport	24	1:44.026	3	1:35.554	2.265	0.216	157.5
15	21	Fortec Motorsport	GBR	Calan Williams	AUS			Dallara F312	Fortec Motorsport	38	1:35.622	16	1:35.612	2.323	0.058	157.4
16	15	Campos Racing	ESP	Yves Baltas	USA	R	6	Dallara F312	Campos Racing	25	1:37.384	16	1:36.281	2.992	0.669	156.3

Published at:.....

Stewards:	Race Director:	Timekeeper:

