

Circuito de Estoril
Euroformula Open
Qualifying - 1
Provisional Results



Clas	Nº	Entrant	Nat	Driver	Nat	Cat	Clas	Chassis	Team	Laps	Best	Time	Gap	Interval	Km/h
1	4	RP Motorsport	ITA	Felipe Drugovich	BRA			Dallara F312	RP Motorsport	13	11	1:31.833			163.9
2	34	Carlin Motorsport	GBR	Matheus Iorio	BRA			Dallara F312	Carlin Motorsport	13	11	1:32.241	0.408	0.408	163.2
3	18	Campos Racing	ESP	Marcos Siebert	ARG			Dallara F312	Campos Racing	13	12	1:32.372	0.539	0.131	162.9
4	10	RACE	ESP	Bent Viscaal	NLD	R	1	Dallara F312	Teo Martin Motorsport	14	11	1:32.445	0.612	0.073	162.8
5	77	RP Motorsport	ITA	Guilherme Samaia	BRA			Dallara F312	RP Motorsport	15	12	1:32.491	0.658	0.046	162.7
6	28	Carlin Motorsport	GBR	Cameron Das	USA			Dallara F312	Carlin Motorsport	14	10	1:32.500	0.667	0.009	162.7
7	7	Drivex School	ESP	Jannes Fittje	DEU			Dallara F312	Drivex School	13	12	1:32.682	0.849	0.182	162.4
8	19	Fortec Motorsport	GBR	Petru Florescu	ROU			Dallara F312	Fortec Motorsport	12	11	1:32.731	0.898	0.049	162.3
9	8	Drivex School	ESP	Lukas Dunner	AUT	R	2	Dallara F312	Drivex School	13	12	1:32.770	0.937	0.039	162.2
10	21	Fortec Motorsport	GBR	Calan Williams	AUS			Dallara F312	Fortec Motorsport	13	9	1:32.887	1.054	0.117	162.0
11	1	RP Motorsport	ITA	Alex Karkosik	POL			Dallara F312	RP Motorsport	13	5	1:32.922	1.089	0.035	162.0
12	51	RP Motorsport	ITA	Aldo Festante	ITA	R	3	Dallara F312	RP Motorsport	13	12	1:33.078	1.245	0.156	161.7
13	12	Drivex School	ESP	Christian Hahn	BRA			Dallara F312	Drivex School	14	12	1:33.234	1.401	0.156	161.4
14	15	Campos Racing	ESP	Yves Baltas	USA	R	4	Dallara F312	Campos Racing	12	11	1:33.433	1.600	0.199	161.1
15	3	RP Motorsport	ITA	Michael Benyahia	MAR	R	5	Dallara F312	RP Motorsport	14	12	1:33.850	2.017	0.417	160.4
16	32	RACE	ESP	Moritz Müller-Creppon	CHE	R	6	Dallara F312	Teo Martin Motorsport	14	11	1:34.028	2.195	0.178	160.1

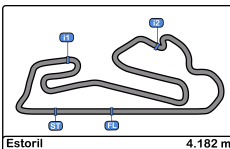
CAR 3 TIME 1:33.984 DISALLOWED TRACK LIMITS AT T-7
 CAR 4 TIME 1:35.544 DISALLOWED TRACK LIMITS AT T-7
 CAR 12 TIME 1:33.851 DISALLOWED TRACK LIMITS AT T 7
 CAR 32 TIME 1:34.062 DISALLOWED TRACK LIMITS AT T 7
 CAR 51 TIME 1:33.273 DISALLOWED TRACK LIMITS AT T-7
 CAR 3 TIME 1:33.177 DISALLOWED TRACK LIMITS AT T 7
 CAR 51 TIME 1:32.773 DISALLOWED TRACK LIMITS AT T 7
 CAR 3 TIME 1:33.126 DISALLOWED TRACK LIMITS AT T 7

Published at:.....

Track Temp: 14.4 °C Air Temp: 13.5 °C Humidity: 77 % Track Status: DRY

Stewards:	Race Director:	Timekeeper:





Circuito de Estoril
Euroformula Open
Qualifying - 1
Provisional Results by Class



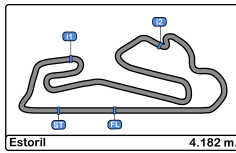
Clas	Nº	Entrant	Nat	Driver	Nat	Cat	Clas	Chassis	Team	Laps	Best	Time	Gap	Interval	Km/h
1	4	RP Motorsport	ITA	Felipe Drugovich	BRA			Dallara F312	RP Motorsport	13	11	1:31.833			163.9
2	34	Carlin Motorsport	GBR	Matheus Iorio	BRA			Dallara F312	Carlin Motorsport	13	11	1:32.241	0.408	0.408	163.2
3	18	Campos Racing	ESP	Marcos Siebert	ARG			Dallara F312	Campos Racing	13	12	1:32.372	0.539	0.131	162.9
4	77	RP Motorsport	ITA	Guilherme Samaia	BRA			Dallara F312	RP Motorsport	15	12	1:32.491	0.658	0.119	162.7
5	28	Carlin Motorsport	GBR	Cameron Das	USA			Dallara F312	Carlin Motorsport	14	10	1:32.500	0.667	0.009	162.7
6	7	Drivex School	ESP	Jannes Fittje	DEU			Dallara F312	Drivex School	13	12	1:32.682	0.849	0.182	162.4
7	19	Fortec Motorsport	GBR	Petru Florescu	ROU			Dallara F312	Fortec Motorsport	12	11	1:32.731	0.898	0.049	162.3
8	21	Fortec Motorsport	GBR	Calan Williams	AUS			Dallara F312	Fortec Motorsport	13	9	1:32.887	1.054	0.156	162.0
9	1	RP Motorsport	ITA	Alex Karkosik	POL			Dallara F312	RP Motorsport	13	5	1:32.922	1.089	0.035	162.0
10	12	Drivex School	ESP	Christian Hahn	BRA			Dallara F312	Drivex School	14	12	1:33.234	1.401	0.312	161.4
Rookie															
1	10	RACE	ESP	Bent Viscaal	NLD	R	1	Dallara F312	Teo Martin Motorsport	14	11	1:32.445			162.8
2	8	Drivex School	ESP	Lukas Dunner	AUT	R	2	Dallara F312	Drivex School	13	12	1:32.770	0.325	0.325	162.2
3	51	RP Motorsport	ITA	Aldo Festante	ITA	R	3	Dallara F312	RP Motorsport	13	12	1:33.078	0.633	0.308	161.7
4	15	Campos Racing	ESP	Yves Baltas	USA	R	4	Dallara F312	Campos Racing	12	11	1:33.433	0.988	0.355	161.1
5	3	RP Motorsport	ITA	Michael Benyahia	MAR	R	5	Dallara F312	RP Motorsport	14	12	1:33.850	1.405	0.417	160.4
6	32	RACE	ESP	Moritz Müller-Creppon	CHE	R	6	Dallara F312	Teo Martin Motorsport	14	11	1:34.028	1.583	0.178	160.1

Published at:.....

Track Temp: 14.4 °C Air Temp: 13.5 °C Humidity: 77 % Track Status: DRY

Stewards:	Race Director:	Timekeeper:



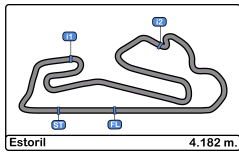


Circuito de Estoril
Euroformula Open
Qualifying - 1
Lap Analysis



1 Alex Karkosik Dallara F312 RP Motorsport							2 1:39.247 20.998 48.518 29.731 212.5 9:03:48.663								
Lap	D	Time	Sector 1	Sector 2	Sector 3	T. Spd	Elapsed								
1		9:01:58.059	9:00:36.603	50.326	31.130		9:01:58.059	3	1:34.474	19.925	45.521	29.028	223.6	9:05:23.137	
2		1:44.453 P	20.574	46.746	37.133	224.0	9:03:42.512	4	1:33.736	19.643	45.308	28.785	224.5	9:06:56.873	
3		4:00.794	2:32.953	54.568	33.273		9:07:43.306	5	1:38.097	19.541	48.676	29.880	225.9	9:08:34.970	
4		1:37.409	20.208	47.925	29.276	227.8	9:09:20.715	6	1:33.415	19.455	45.187	28.773	225.9	9:10:08.385	
5		1:32.922	19.361	45.010	28.551	229.7	9:10:53.637	7	1:41.273 P	19.449	45.208	36.616	226.8	9:11:49.658	
6		1:33.269	19.327	45.041	28.901	233.2	9:12:26.906	8	10:36.711	9:11.798	53.057	31.856		9:22:26.369	
7		1:44.342 P	21.247	46.478	36.617	215.5	9:14:11.248	9	1:44.139	21.545	53.371	29.223	220.4	9:24:10.508	
8		8:57.623	7:35.795	50.098	31.730		9:23:08.871	10	1:33.268	19.485	45.243	28.540	224.0	9:25:43.776	
9		1:36.109	20.318	46.451	29.340	226.4	9:24:44.980	11	1:32.831	19.248	44.926	28.657	227.3	9:27:16.607	
10		1:32.928	19.472	44.793	28.663	229.7	9:26:17.908	12	1:32.682	19.183	44.882	28.617	226.8	9:28:49.289	
11		1:33.092	19.177	44.813	29.102	230.7	9:27:51.000	13	1:43.961 P	19.225	46.643	38.093	228.8	9:30:33.250	
12		1:33.178	19.269	44.952	28.957	231.7	9:29:24.178	8 Lukas Dunner Dallara F312 Drivex School							
13		1:44.120 P	20.256	46.783	37.081	232.7	9:31:08.298	Lap	D	Time	Sector 1	Sector 2	Sector 3	T. Spd	Elapsed
								1		9:02:19.113	9:00:50.799	57.048	31.266		9:02:19.113
								2		1:40.432	21.643	49.224	29.565	206.8	9:03:59.545
								3		1:35.407	19.740	46.324	29.343	223.6	9:05:34.952
								4		1:34.406	19.481	45.722	29.203	225.4	9:07:09.358
								5		1:34.076	19.497	45.576	29.003	229.2	9:08:43.434
								6		1:33.304	19.268	45.272	28.764	234.7	9:10:16.738
								7		1:41.101 P	19.515	45.614	35.972	230.7	9:11:57.839
								8		10:16.036	8:44.921	56.902	34.213		9:22:13.875
								9		1:44.438	23.659	51.534	29.245	182.4	9:23:58.313
								10		1:33.192	19.363	45.030	28.799	228.8	9:25:31.505
								11		1:33.046	19.237	44.913	28.896	230.2	9:27:04.551
								12		1:32.770	19.225	44.872	28.673	230.2	9:28:37.321
								13		1:39.410 P	19.374	45.205	34.831	231.2	9:30:16.731
3 Michael Benyahia Dallara F312 RP Motorsport								10 Bent Viscaal Dallara F312 Teo Martin Motorsport							
								Lap	D	Time	Sector 1	Sector 2	Sector 3	T. Spd	Elapsed
								1		9:02:24.636	9:00:56.446	55.655	32.535		9:02:24.636
								2		1:43.007	21.898	47.990	33.119	204.1	9:04:07.643
								3		1:34.236	19.863	45.395	28.978	223.6	9:05:41.879
								4		1:33.210	19.373	45.087	28.750	225.9	9:07:15.089
								5		1:33.488	19.465	45.116	28.907	228.3	9:08:48.577
								6		1:33.860	19.469	45.369	29.022	229.7	9:10:22.437
								7		1:55.343 P	20.016	53.178	42.149	230.2	9:12:17.780
								8		11:24.859	9:51.450	59.758	33.651		9:23:42.639
								9		1:39.600	22.233	48.219	29.148	209.7	9:25:22.239
								10		1:33.171	19.368	45.050	28.753	226.4	9:26:55.410
								11		1:32.445	19.246	44.589	28.610	227.8	9:28:27.855
								12		1:32.489	19.154	44.687	28.648	229.2	9:30:00.344
								13		1:32.462	19.095	44.654	28.713	229.2	9:31:32.806
								14		2:19.173 P	24.001	1:03.157	52.015	199.6	9:33:51.979
4 Felipe Drugovich Dallara F312 RP Motorsport								12 Christian Hahn Dallara F312 Drivex School							
								Lap	D	Time	Sector 1	Sector 2	Sector 3	T. Spd	Elapsed
								1		9:02:11.897	9:00:48.123	52.427	31.347		9:02:11.897
								2		1:38.845	21.535	47.785	29.525	224.0	9:03:50.742
								3		1:34.822	19.856	45.844	29.122	225.9	9:05:25.564
								4		1:58.051 P	19.647	45.664	52.740	226.4	9:07:23.615
								5		3:53.786	2:32.500	50.862	30.424		9:11:17.401
								6		1:32.072	19.161	44.571	28.340	231.2	9:27:08.779
								7		1:39.216 P	19.175	44.708	35.333	232.2	9:13:26.618
								8		10:28.772	9:02.881	54.749	31.142		9:23:55.390
								9		1:41.317	20.785	50.468	30.064	219.0	9:25:36.707
								10		1:32.072	19.161	44.571	28.340	231.2	9:27:08.779
								11		1:31.833	18.987	44.383	28.463	234.2	9:28:40.612
								12		1:32.377	18.976	44.824	28.577	235.2	9:30:12.989
								13		1:59.956 P	20.865	52.154	46.937	235.8	9:32:12.945
7 Jannes Fittje Dallara F312 Drivex School															
								Lap	D	Time	Sector 1	Sector 2	Sector 3	T. Spd	Elapsed
								1		9:02:09.416	9:00:45.388	52.120	31.908		9:02:09.416



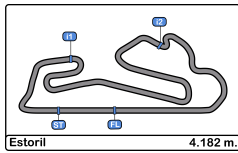


Circuito de Estoril
Euroformula Open
Qualifying - 1
Lap Analysis



Lap	D	Time	Sector 1	Sector 2	Sector 3	T. Spd	Elapsed	Driver	Team
6		1:33.966	19.689	45.257	29.020	225.0	9:12:51.367	15 Yves Baltas	Dallara F312 Campos Racing
7		1:39.997 P	19.500	45.233	35.264	226.8	9:14:31.364		
8		7:56.345	6:31.888	52.669	31.788		9:22:27.709		
9		1:44.232	21.656	53.365	29.211	220.8	9:24:11.941		
10		1:33.851	19.479	45.197	29.175	229.2	9:25:45.792		
11		1:33.578	19.383	45.119	29.076	228.8	9:27:19.370		
12		1:33.234	19.385	45.058	28.791	228.8	9:28:52.604		
13		1:33.558	19.363	45.216	28.979	229.7	9:30:26.162		
14		1:59.693 P	21.701	53.296	44.696	219.9	9:32:25.855		
15									
16									
17									
18									
19									
20									
21									
22									
23									
24									
25									
26									
27									
28									
29									
30									
31									
32									
33									
34									
35									
36									
37									
38									
39									
40									
41									
42									
43									
44									
45									
46									
47									
48									
49									
50									
51									
52									
53									
54									
55									
56									
57									
58									
59									
60									
61									
62									
63									
64									
65									
66									
67									
68									
69									
70									
71									
72									
73									
74									
75									
76									
77									
78									
79									
80									
81									
82									
83									
84									
85									
86									
87									
88									
89									
90									
91									
92									
93									
94									
95									
96									
97									
98									
99									
100									





Circuito de Estoril
Euroformula Open
Qualifying - 1
Lap Analysis



34

Matheus Iorio

Dallara F312

Carlin Motorsport

Lap	D	Time	Sector 1	Sector 2	Sector 3	T. Spd	Elapsed
1		9:02:44.778	9:01:20.046	52.543	32.189		9:02:44.778
2		1:38.654	21.816	47.399	29.439	200.7	9:04:23.432
3		1:34.208	19.832	45.484	28.892	224.5	9:05:57.640
4		1:33.565	19.649	45.182	28.734	226.4	9:07:31.205
5		1:36.342	20.372	46.860	29.110	227.8	9:09:07.547
6		1:33.260	19.482	45.075	28.703	228.3	9:10:40.807
7		1:40.934 P	19.522	45.058	36.354	229.7	9:12:21.741
8		11:35.196	10:09.366	54.728	31.102		9:23:56.937
9		1:42.239	22.166	49.767	30.306	208.4	9:25:39.176
10		1:32.711	19.359	44.747	28.605	226.8	9:27:11.887
11		1:32.241	19.100	44.557	28.584	229.7	9:28:44.128
12		1:32.466	19.196	44.686	28.584	229.7	9:30:16.594
13		2:01.215 P	21.959	48.745	50.511	213.0	9:32:17.809

51

Aldo Festante

Dallara F312

RP Motorsport

Lap	D	Time	Sector 1	Sector 2	Sector 3	T. Spd	Elapsed
1		9:02:31.664	9:01:03.484	54.884	33.296		9:02:31.664
2		1:54.021 P	21.761	49.499	42.761	210.9	9:04:25.685
3		4:13.010	2:47.852	54.211	30.947		9:08:38.695
4		1:46.404	20.738	52.708	32.958	223.1	9:10:25.099
5		1:33.717	19.609	45.269	28.839	231.7	9:11:58.816
6		1:33.273	19.186	45.091	28.996	232.7	9:13:32.089
7		1:42.866 P	19.295	45.147	38.424	232.7	9:15:14.955
8		7:34.149	6:10.596	52.207	31.346		9:22:49.104
9		1:37.811	20.897	47.183	29.731	218.6	9:24:26.915
10		1:33.581	19.417	45.203	28.961	229.2	9:26:00.496
11		1:32.773	19.218	44.861	28.694	232.7	9:27:33.269
12		1:33.078	19.330	44.925	28.823	233.2	9:29:06.347
13		1:42.221 P	19.305	45.037	37.879	233.7	9:30:48.568

77

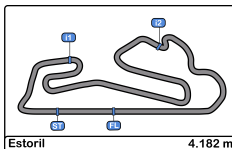
Guilherme Samaia

Dallara F312

RP Motorsport

Lap	D	Time	Sector 1	Sector 2	Sector 3	T. Spd	Elapsed
1		9:02:01.483	9:00:39.362	51.166	30.955		9:02:01.483
2		1:36.386	20.206	46.472	29.708	227.3	9:03:37.869
3		1:43.703 P	19.836	46.091	37.776	229.2	9:05:21.572
4		3:40.930	2:12.204	54.197	34.529		9:09:02.502
5		1:35.064	20.179	46.068	28.817	232.2	9:10:37.566
6		1:33.124	19.257	45.143	28.724	234.2	9:12:10.690
7		1:33.047	19.286	44.987	28.774	232.7	9:13:43.737
8		1:43.009 P	19.451	45.695	37.863	234.2	9:15:26.746
9		8:00.654	6:37.986	52.161	30.507		9:23:27.400
10		1:35.392	20.470	45.962	28.960	229.7	9:25:02.792
11		1:32.809	19.208	44.840	28.761	232.7	9:26:35.601
12		1:32.491	19.189	44.625	28.677	233.2	9:28:08.092
13		1:46.720	19.123	57.873	29.724	234.2	9:29:54.812
14		1:33.009	19.199	44.874	28.936	233.7	9:31:27.821
15		1:51.672 P	21.199	49.935	40.538	233.7	9:33:19.493



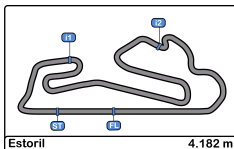


Circuito de Estoril
Euroformula Open
Qualifying - 1
Best Sectors Results



Sector - 1				Sector - 2			Sector - 3			Ideal Lap vs Best Lap					
Clas	Nº	Driver	Time	Nº	Driver	Time	Nº	Driver	Time	Clas	Nº	Driver	Ideal Lap	Best Lap	Clas
1	4	Felipe Drugovich	18.976	4	Felipe Drugovich	44.383	4	Felipe Drugovich	28.340	1	4	Felipe Drugovich	1:31.699	1:31.833	1
2	18	Marcos Siebert	19.055	34	Matheus Iorio	44.557	21	Calan Williams	28.507	2	18	Marcos Siebert	1:32.220	1:32.372	3
3	10	Bent Viscaal	19.095	10	Bent Viscaal	44.589	18	Marcos Siebert	28.538	3	34	Matheus Iorio	1:32.241	1:32.241	2
4	34	Matheus Iorio	19.100	19	Petru Florescu	44.598	7	Jannes Fittje	28.540	4	10	Bent Viscaal	1:32.294	1:32.445	4
5	77	Guilherme Samaia	19.123	77	Guilherme Samaia	44.625	1	Alex Karkosik	28.551	5	77	Guilherme Samaia	1:32.425	1:32.491	5
6	1	Alex Karkosik	19.177	18	Marcos Siebert	44.627	34	Matheus Iorio	28.584	6	28	Cameron Das	1:32.500	1:32.500	6
7	7	Jannes Fittje	19.183	28	Cameron Das	44.665	28	Cameron Das	28.609	7	1	Alex Karkosik	1:32.521	1:32.922	11
8	51	Aldo Festante	19.186	1	Alex Karkosik	44.793	10	Bent Viscaal	28.610	8	7	Jannes Fittje	1:32.605	1:32.682	7
9	3	Michael Benyahia	19.220	51	Aldo Festante	44.861	8	Lukas Dunner	28.673	9	19	Petru Florescu	1:32.618	1:32.731	8
10	8	Lukas Dunner	19.225	8	Lukas Dunner	44.872	77	Guilherme Samaia	28.677	10	51	Aldo Festante	1:32.741	1:33.078	12
11	28	Cameron Das	19.226	7	Jannes Fittje	44.882	51	Aldo Festante	28.694	11	8	Lukas Dunner	1:32.770	1:32.770	9
12	21	Calan Williams	19.260	15	Yves Baltas	45.010	19	Petru Florescu	28.717	12	21	Calan Williams	1:32.784	1:32.887	10
13	19	Petru Florescu	19.303	21	Calan Williams	45.017	3	Michael Benyahia	28.746	13	3	Michael Benyahia	1:33.001	1:33.850	15
14	12	Christian Hahn	19.363	3	Michael Benyahia	45.035	12	Christian Hahn	28.791	14	12	Christian Hahn	1:33.212	1:33.234	13
15	32	Moritz Müller-Creppon	19.364	12	Christian Hahn	45.058	32	Moritz Müller-Creppon	28.979	15	15	Yves Baltas	1:33.381	1:33.433	14
16	15	Yves Baltas	19.380	32	Moritz Müller-Creppon	45.404	15	Yves Baltas	28.991	16	32	Moritz Müller-Creppon	1:33.747	1:34.028	16



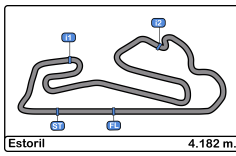


Circuito de Estoril
Euroformula Open
Qualifying - 1
Best 5 Lap Times



Cls	Nº	Entrant	Nat	Driver	Nat	Cat	Cls	Chassis	Team	Best 1		Best 2		Best 3		Best 4		Best 5	
										Time	Lap	Time	Lap	Time	Lap	Time	Lap	Time	Lap
1	4	RP Motorsport	ITA	Felipe Drugovich	BRA			Dallara F312	RP Motorsport	1:31.833	11	1:32.072	10	1:32.245	5	1:32.257	6	1:32.377	12
2	34	Carlin Motorsport	GBR	Matheus Iorio	BRA			Dallara F312	Carlin Motorsport	1:32.241	11	1:32.466	12	1:32.711	10	1:33.260	6	1:33.565	4
3	18	Campos Racing	ESP	Marcos Siebert	ARG			Dallara F312	Campos Racing	1:32.372	12	1:32.385	11	1:32.755	5	1:32.901	10	1:33.101	4
4	10	RACE	ESP	Bent Viscaal	NLD	R	1	Dallara F312	Teo Martin Motorsport	1:32.445	11	1:32.462	13	1:32.489	12	1:33.171	10	1:33.210	4
5	77	RP Motorsport	ITA	Guilherme Samaia	BRA			Dallara F312	RP Motorsport	1:32.491	12	1:32.809	11	1:33.009	14	1:33.047	7	1:33.124	6
6	28	Carlin Motorsport	GBR	Cameron Das	USA			Dallara F312	Carlin Motorsport	1:32.500	10	1:32.722	13	1:32.838	11	1:33.175	4	1:33.330	6
7	7	Drivex School	ESP	Jannes Fittje	DEU			Dallara F312	Drivex School	1:32.682	12	1:32.831	11	1:33.268	10	1:33.415	6	1:33.736	4
8	19	Fortec Motorsport	GBR	Petru Florescu	ROU			Dallara F312	Fortec Motorsport	1:32.731	11	1:33.083	10	1:33.495	5	1:33.584	6	1:33.747	4
9	8	Drivex School	ESP	Lukas Dunner	AUT	R	2	Dallara F312	Drivex School	1:32.770	12	1:33.046	11	1:33.192	10	1:33.304	6	1:34.076	5
10	21	Fortec Motorsport	GBR	Calan Williams	AUS			Dallara F312	Fortec Motorsport	1:32.887	9	1:33.466	10	1:33.619	12	1:33.821	5	1:33.894	4
11	1	RP Motorsport	ITA	Alex Karkosik	POL			Dallara F312	RP Motorsport	1:32.922	5	1:32.928	10	1:33.092	11	1:33.178	12	1:33.269	6
12	51	RP Motorsport	ITA	Aldo Festante	ITA	R	3	Dallara F312	RP Motorsport	1:33.078	12	1:33.581	10	1:33.717	5	1:37.811	9	1:42.221	13
13	12	Drivex School	ESP	Christian Hahn	BRA			Dallara F312	Drivex School	1:33.234	12	1:33.558	13	1:33.578	11	1:33.966	6	1:34.822	3
14	15	Campos Racing	ESP	Yves Baltas	USA	R	4	Dallara F312	Campos Racing	1:33.433	11	1:33.659	10	1:34.476	5	1:34.682	4	1:34.981	9
15	3	RP Motorsport	ITA	Michael Benyahia	MAR	R	5	Dallara F312	RP Motorsport	1:33.850	12	1:34.020	4	1:34.166	6	1:34.244	13	1:34.465	9
16	32	RACE	ESP	Moritz Müller-Creppon	CHE	R	6	Dallara F312	Teo Martin Motorsport	1:34.028	11	1:34.463	13	1:34.855	4	1:35.257	6	1:35.422	3



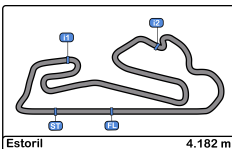


Circuito de Estoril
Euroformula Open
Qualifying - 1
Best 5 Top Speeds



Cls	Nº	Entrant	Nat	Driver	Nat	Cat	Cls	Chassis	Team	Top 1		Top 2		Top 3		Top 4		Top 5		Avg
										Km/h	Lap	Km/h	Lap	Km/h	Lap	Km/h	Lap	Km/h	Lap	
1	21	Fortec Motorsport	GBR	Calan Williams	AUS			Dallara F312	Fortec Motorsport	236.8	10	233.2	12	232.7	6	231.2	9	229.7	5	232.7
2	4	RP Motorsport	ITA	Felipe Drugovich	BRA			Dallara F312	RP Motorsport	235.8	13	235.2	12	234.2	11	233.7	5	233.2	6	234.4
3	28	Carlin Motorsport	GBR	Cameron Das	USA			Dallara F312	Carlin Motorsport	235.2	12	230.2	11	230.2	13	229.2	7	228.8	5	230.7
4	8	Drivex School	ESP	Lukas Dunner	AUT	R	1	Dallara F312	Drivex School	234.7	6	231.2	13	230.7	7	230.2	11	230.2	12	231.4
5	77	RP Motorsport	ITA	Guilherme Samaia	BRA			Dallara F312	RP Motorsport	234.2	6	234.2	8	234.2	13	233.7	14	233.7	15	234.0
6	51	RP Motorsport	ITA	Aldo Festante	ITA	R	2	Dallara F312	RP Motorsport	233.7	13	233.2	12	232.7	6	232.7	7	232.7	11	233.0
7	1	RP Motorsport	ITA	Alex Karkosik	POL			Dallara F312	RP Motorsport	233.2	6	232.7	13	231.7	12	230.7	11	229.7	5	231.6
8	19	Fortec Motorsport	GBR	Petru Florescu	ROU			Dallara F312	Fortec Motorsport	233.2	7	227.3	6	226.8	12	225.9	4	225.9	5	227.8
9	3	RP Motorsport	ITA	Michael Benyahia	MAR	R	3	Dallara F312	RP Motorsport	232.7	12	232.2	4	232.2	11	232.2	14	231.7	5	232.2
10	18	Campos Racing	ESP	Marcos Siebert	ARG			Dallara F312	Campos Racing	232.7	6	231.2	5	230.7	12	229.7	7	229.2	11	230.7
11	15	Campos Racing	ESP	Yves Baltas	USA	R	4	Dallara F312	Campos Racing	230.7	4	230.7	11	229.7	5	229.7	10	229.2	3	230.0
12	10	RACE	ESP	Bent Viscaal	NLD	R	5	Dallara F312	Teo Martin Motorsport	230.2	7	229.7	6	229.2	12	229.2	13	228.3	5	229.3
13	12	Drivex School	ESP	Christian Hahn	BRA			Dallara F312	Drivex School	229.7	13	229.2	10	228.8	11	228.8	12	226.8	7	228.7
14	32	RACE	ESP	Moritz Müller-Creppon	CHE	R	6	Dallara F312	Teo Martin Motorsport	229.7	4	228.8	3	228.8	5	228.8	7	228.8	12	229.0
15	34	Carlin Motorsport	GBR	Matheus Iorio	BRA			Dallara F312	Carlin Motorsport	229.7	7	229.7	11	229.7	12	228.3	6	227.8	5	229.1
16	7	Drivex School	ESP	Jannes Fittje	DEU			Dallara F312	Drivex School	228.8	13	227.3	11	226.8	7	226.8	12	225.9	5	227.1



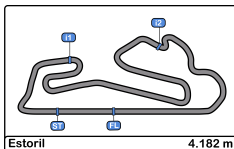


Circuito de Estoril
Euroformula Open
Qualifying - 1
Fastest Laps Sequence



Lap	Time of Day	Session Time	Nº	Entrant	Nat	Driver	Nat	Cat	Chassis	Team	Time	Km/h
2	9:03:37.869	3:37.869	77	RP Motorsport	ITA	Guilherme Samaia	BRA		Dallara F312	RP Motorsport	1:36.386	156.1
3	9:05:23.137	5:23.137	7	Drivex School	ESP	Jannes Fittje	DEU		Dallara F312	Drivex School	1:34.474	159.3
3	9:05:41.879	5:41.879	10	RACE	ESP	Bent Viscaal	NLD	R	Dallara F312	Teo Martin	1:34.236	159.7
3	9:05:57.640	5:57.640	34	Carlin Motorsport	GBR	Matheus Iorio	BRA		Dallara F312	Carlin Motorsport	1:34.208	159.8
3	9:06:16.386	6:16.386	28	Carlin Motorsport	GBR	Cameron Das	USA		Dallara F312	Carlin Motorsport	1:33.742	160.6
4	9:06:56.873	6:56.873	7	Drivex School	ESP	Jannes Fittje	DEU		Dallara F312	Drivex School	1:33.736	160.6
4	9:07:15.089	7:15.089	10	RACE	ESP	Bent Viscaal	NLD	R	Dallara F312	Teo Martin	1:33.210	161.5
4	9:07:49.561	7:49.561	28	Carlin Motorsport	GBR	Cameron Das	USA		Dallara F312	Carlin Motorsport	1:33.175	161.5
4	9:09:10.289	9:10.289	18	Campos Racing	ESP	Marcos Siebert	ARG		Dallara F312	Campos Racing	1:33.101	161.7
5	9:10:15.145	10:15.145	4	RP Motorsport	ITA	Felipe Drugovich	BRA		Dallara F312	RP Motorsport	1:32.245	163.2
10	9:27:08.779	27:08.779	4	RP Motorsport	ITA	Felipe Drugovich	BRA		Dallara F312	RP Motorsport	1:32.072	163.5
11	9:28:40.612	28:40.612	4	RP Motorsport	ITA	Felipe Drugovich	BRA		Dallara F312	RP Motorsport	1:31.833	163.9



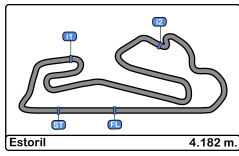


Circuito de Estoril
Euroformula Open
Qualifying - 1
Event Best Maximum Speed

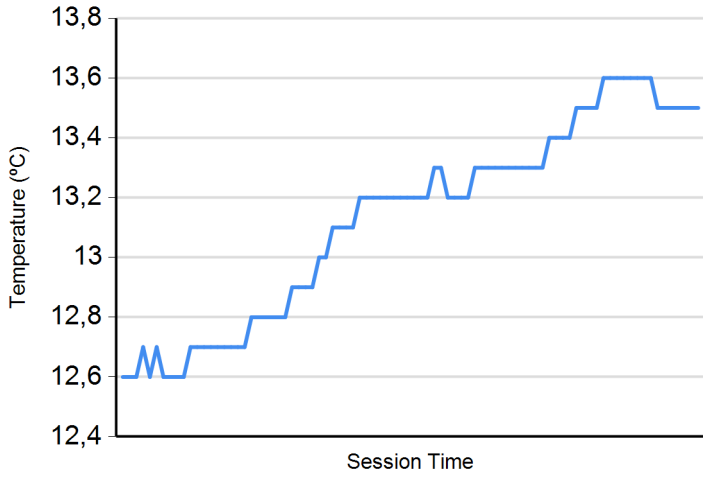


Nº	Entrant	Nat	Driver	Nat	Cat	Clas	Chassis	Team	Km/h	Session
77	RP Motorsport	ITA	Guilherme Samaia	BRA			Dallara F312	RP Motorsport	238.4	Free Practice - 2
1	RP Motorsport	ITA	Alex Karkosik	POL			Dallara F312	RP Motorsport	236.8	Free Practice - 2
21	Fortec Motorsport	GBR	Calan Williams	AUS			Dallara F312	Fortec Motorsport	236.8	Qualifying - 1
18	Campos Racing	ESP	Marcos Siebert	ARG			Dallara F312	Campos Racing	236.3	Free Practice - 1
51	RP Motorsport	ITA	Aldo Festante	ITA	R	1	Dallara F312	RP Motorsport	235.8	Free Practice - 2
4	RP Motorsport	ITA	Felipe Drugovich	BRA			Dallara F312	RP Motorsport	235.8	Free Practice - 2
28	Carlin Motorsport	GBR	Cameron Das	USA			Dallara F312	Carlin Motorsport	235.2	Qualifying - 1
8	Drivex School	ESP	Lukas Dunner	AUT	R	2	Dallara F312	Drivex School	234.7	Qualifying - 1
34	Carlin Motorsport	GBR	Matheus Iorio	BRA			Dallara F312	Carlin Motorsport	233.7	Free Practice - 2
32	RACE	ESP	Moritz Müller-Creppon	CHE	R	3	Dallara F312	Teo Martin	233.2	Free Practice - 2
19	Fortec Motorsport	GBR	Petru Florescu	ROU			Dallara F312	Fortec Motorsport	233.2	Qualifying - 1
12	Drivex School	ESP	Christian Hahn	BRA			Dallara F312	Drivex School	232.7	Free Practice - 2
7	Drivex School	ESP	Jannes Fittje	DEU			Dallara F312	Drivex School	232.7	Free Practice - 2
3	RP Motorsport	ITA	Michael Benyahia	MAR	R	4	Dallara F312	RP Motorsport	232.7	Qualifying - 1
10	RACE	ESP	Bent Viscaal	NLD	R	5	Dallara F312	Teo Martin	232.2	Free Practice - 1
15	Campos Racing	ESP	Yves Baltas	USA	R	6	Dallara F312	Campos Racing	231.7	Free Practice - 1

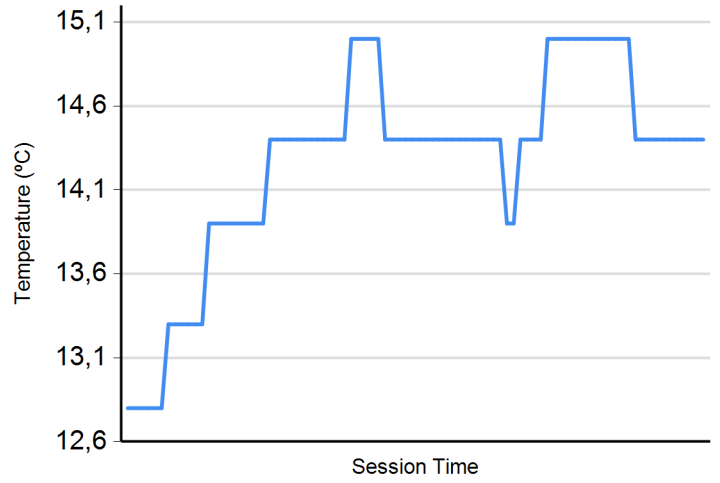




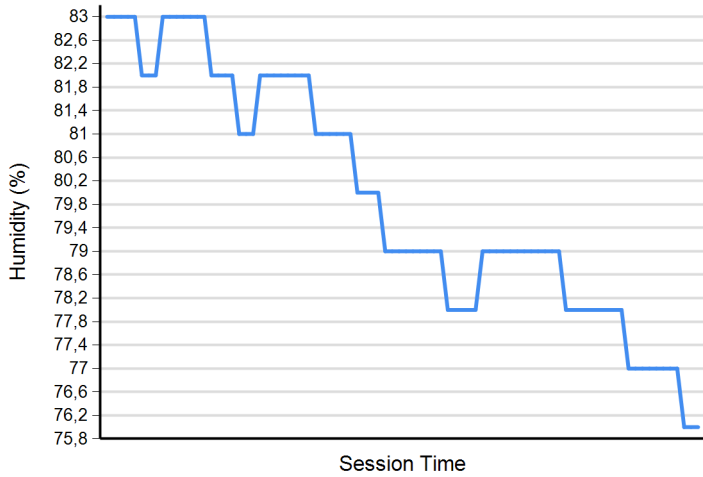
Air Temperature



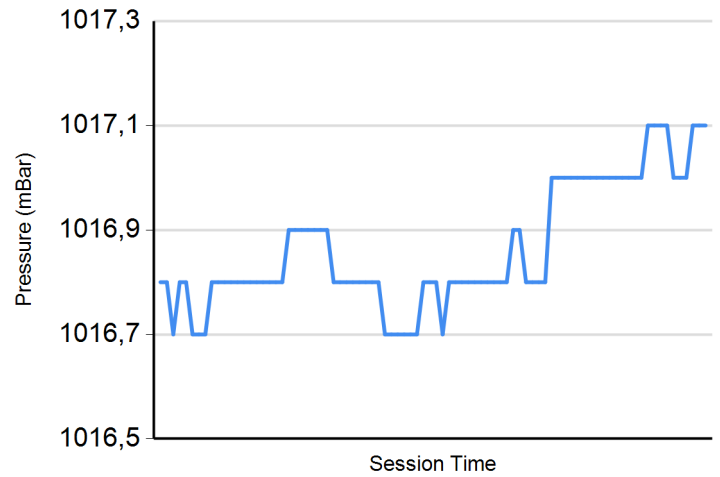
Track Temperature



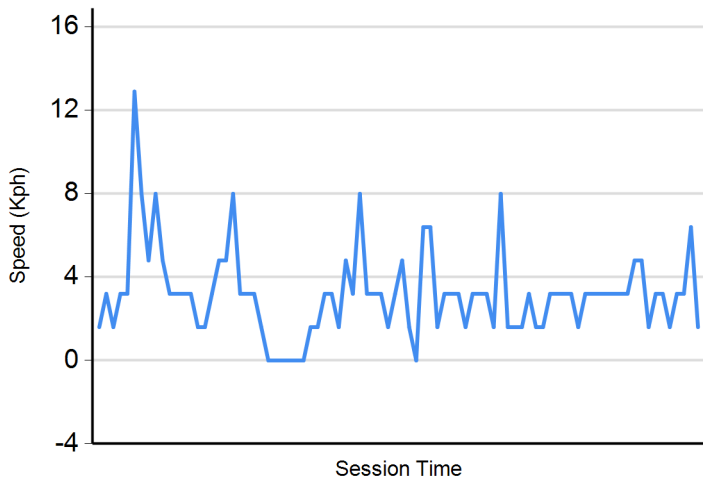
Humidity



Pressure



Wind Speed



Wind direction

North = 0°/360° Est = 90° South = 180° West = 270°

