

**Circuito de Estoril**  
**Euroformula Open**  
**Qualifying - 2**  
**Provisional Results**



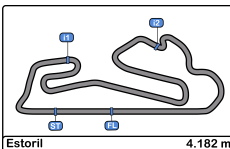
Clas	Nº	Entrant	Nat	Driver	Nat	Cat	Clas	Chassis	Team	Laps	Best	Time	Gap	Interval	Km/h
1	19	Fortec Motorsport	GBR	Petru Florescu	ROU			Dallara F312	Fortec Motorsport	16	10	1:45.210			143.0
2	18	Campos Racing	ESP	Marcos Siebert	ARG			Dallara F312	Campos Racing	14	11	1:45.211	0.001	0.001	143.0
3	4	RP Motorsport	ITA	Felipe Drugovich	BRA			Dallara F312	RP Motorsport	16	8	1:45.221	0.011	0.010	143.0
4	7	Drivex School	ESP	Jannes Fittje	DEU			Dallara F312	Drivex School	14	12	1:45.483	0.273	0.262	142.7
5	28	Carlin Motorsport	GBR	Cameron Das	USA			Dallara F312	Carlin Motorsport	15	11	1:45.571	0.361	0.088	142.6
6	10	RACE	ESP	Bent Viscaal	NLD	R	1	Dallara F312	Teo Martin Motorsport	15	12	1:45.629	0.419	0.058	142.5
7	51	RP Motorsport	ITA	Aldo Festante	ITA	R	2	Dallara F312	RP Motorsport	16	7	1:45.911	0.701	0.282	142.1
8	77	RP Motorsport	ITA	Guilherme Samaia	BRA			Dallara F312	RP Motorsport	15	9	1:46.020	0.810	0.109	142.0
9	21	Fortec Motorsport	GBR	Calan Williams	AUS			Dallara F312	Fortec Motorsport	15	8	1:46.107	0.897	0.087	141.8
10	8	Drivex School	ESP	Lukas Dunner	AUT	R	3	Dallara F312	Drivex School	14	10	1:46.225	1.015	0.118	141.7
11	34	Carlin Motorsport	GBR	Matheus Iorio	BRA			Dallara F312	Carlin Motorsport	13	6	1:46.306	1.096	0.081	141.6
12	32	RACE	ESP	Moritz Müller-Creppon	CHE	R	4	Dallara F312	Teo Martin Motorsport	15	11	1:46.423	1.213	0.117	141.4
13	3	RP Motorsport	ITA	Michael Benyahia	MAR	R	5	Dallara F312	RP Motorsport	17	11	1:46.503	1.293	0.080	141.3
14	15	Campos Racing	ESP	Yves Baltas	USA	R	6	Dallara F312	Campos Racing	14	13	1:47.073	1.863	0.570	140.6
15	1	RP Motorsport	ITA	Alex Karkosik	POL			Dallara F312	RP Motorsport	16	5	1:47.195	1.985	0.122	140.4

CAR 51 TIME 1:46.228 DISALLOWED TRACK LIMITS AT T7

Published at:.....

<b>Stewards:</b>	<b>Race Director:</b>	<b>Timekeeper:</b>





**Circuito de Estoril**  
**Euroformula Open**  
**Qualifying - 2**  
**Provisional Results by Class**

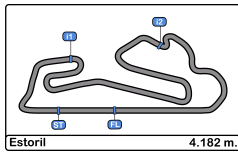


Clas	Nº	Entrant	Nat	Driver	Nat	Cat	Clas	Chassis	Team	Laps	Best	Time	Gap	Interval	Km/h
1	19	Fortec Motorsport	GBR	Petru Florescu	ROU			Dallara F312	Fortec Motorsport	16	10	1:45.210			143.0
2	18	Campos Racing	ESP	Marcos Siebert	ARG			Dallara F312	Campos Racing	14	11	1:45.211	0.001	0.001	143.0
3	4	RP Motorsport	ITA	Felipe Drugovich	BRA			Dallara F312	RP Motorsport	16	8	1:45.221	0.011	0.010	143.0
4	7	Drivex School	ESP	Jannes Fittje	DEU			Dallara F312	Drivex School	14	12	1:45.483	0.273	0.262	142.7
5	28	Carlin Motorsport	GBR	Cameron Das	USA			Dallara F312	Carlin Motorsport	15	11	1:45.571	0.361	0.088	142.6
6	77	RP Motorsport	ITA	Guilherme Samaia	BRA			Dallara F312	RP Motorsport	15	9	1:46.020	0.810	0.449	142.0
7	21	Fortec Motorsport	GBR	Calan Williams	AUS			Dallara F312	Fortec Motorsport	15	8	1:46.107	0.897	0.087	141.8
8	34	Carlin Motorsport	GBR	Matheus Iorio	BRA			Dallara F312	Carlin Motorsport	13	6	1:46.306	1.096	0.199	141.6
9	1	RP Motorsport	ITA	Alex Karkosik	POL			Dallara F312	RP Motorsport	16	5	1:47.195	1.985	0.889	140.4
<b>Rookie</b>															
1	10	RACE	ESP	Bent Viscaal	NLD	R	1	Dallara F312	Teo Martin Motorsport	15	12	1:45.629			142.5
2	51	RP Motorsport	ITA	Aldo Festante	ITA	R	2	Dallara F312	RP Motorsport	16	7	1:45.911	0.282	0.282	142.1
3	8	Drivex School	ESP	Lukas Dunner	AUT	R	3	Dallara F312	Drivex School	14	10	1:46.225	0.596	0.314	141.7
4	32	RACE	ESP	Moritz Müller-Creppon	CHE	R	4	Dallara F312	Teo Martin Motorsport	15	11	1:46.423	0.794	0.198	141.4
5	3	RP Motorsport	ITA	Michael Benyahia	MAR	R	5	Dallara F312	RP Motorsport	17	11	1:46.503	0.874	0.080	141.3
6	15	Campos Racing	ESP	Yves Baltas	USA	R	6	Dallara F312	Campos Racing	14	13	1:47.073	1.444	0.570	140.6

Published at:.....

<b>Stewards:</b>	<b>Race Director:</b>	<b>Timekeeper:</b>



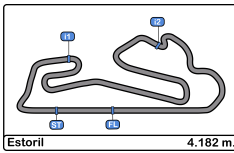


Circuito de Estoril  
Euroformula Open  
Qualifying - 2  
Lap Analysis



Lap	D	Time	Sector 1	Sector 2	Sector 3	T. Spd	Elapsed										
1 Alex Karkosik Dallara F312								13	1:45.454	22.213	50.443	32.798	226.4	9:12:18.541			
RP Motorsport								14	1:46.044	22.220	50.636	33.188	226.4	9:14:04.585			
								15	1:46.005	22.321	50.715	32.969	226.4	9:15:50.590			
								16	1:58.860 P	22.823	52.894	43.143	225.4	9:17:49.450			
2 Michael Benyahia Dallara F312								7 Jannes Fittje Dallara F312									
RP Motorsport								Drivex School									
Lap	D	Time	Sector 1	Sector 2	Sector 3	T. Spd	Elapsed	Lap	D	Time	Sector 1	Sector 2	Sector 3	T. Spd	Elapsed		
1		8:47:21.949	8:45:48.313	59.235	34.401		8:47:21.949	1		8:48:03.343	8:46:22.378	1:06.643	34.322		8:48:03.343		
2		2:02.182	22.766	52.014	47.402	223.1	8:49:24.131	2		1:49.978	23.806	52.688	33.484	216.0	8:49:53.321		
3		1:48.026	22.732	52.028	33.266	222.2	8:51:12.157	3		1:48.441	23.365	51.745	33.331	220.4	8:51:41.762		
4		1:47.460	22.534	51.923	33.003	223.6	8:52:59.617	4		1:47.759	23.149	51.538	33.072	219.9	8:53:29.521		
5		1:47.195	22.606	51.522	33.067	225.4	8:54:46.812	5		1:46.707	22.625	51.191	32.891	220.4	8:55:16.228		
6		1:47.470	22.975	51.492	33.003	225.9	8:56:34.282	6		1:53.744 P	23.010	51.144	39.590	220.8	8:57:09.972		
7		1:49.986	24.648	52.014	33.324	225.0	8:58:24.268	7		8:46.408	7:17.861	54.953	33.594		9:05:56.380		
8		1:53.753 P	22.500	51.632	39.621	223.1	9:00:18.021	8		1:46.938	22.821	51.267	32.850	215.5	9:07:43.318		
9		5:09.478	3:44.379	51.924	33.175		9:05:27.499	9		1:45.758	22.422	50.825	32.511	219.9	9:09:29.076		
10		1:47.430	22.744	51.279	33.407	219.0	9:07:14.929	10		1:45.512	22.103	50.811	32.598	220.8	9:11:14.588		
11		1:48.407	22.734	52.175	33.498	225.9	9:09:03.336	11		1:45.522	22.276	50.757	32.489	220.4	9:13:00.110		
12		1:49.834	23.659	52.796	33.379	216.4	9:10:53.170	12		1:45.483	22.221	50.671	32.591	220.4	9:14:45.593		
13		1:47.818	22.726	51.676	33.416	224.5	9:12:40.988	13		1:45.709	22.212	50.788	32.709	220.4	9:16:31.302		
14		1:48.238	23.074	51.652	33.512	224.0	9:14:29.226	14		2:02.362 P	24.666	55.050	42.646	208.4	9:18:33.664		
15		1:48.644	22.995	51.888	33.761	224.0	9:16:17.870	8 Lukas Dunner Dallara F312									
16		2:10.690 P	24.233	54.845	51.612	212.5	9:18:28.560	Drivex School									
3 Michael Benyahia Dallara F312								Lukas Dunner Dallara F312									
RP Motorsport								Drivex School									
Lap	D	Time	Sector 1	Sector 2	Sector 3	T. Spd	Elapsed	Lap	D	Time	Sector 1	Sector 2	Sector 3	T. Spd	Elapsed		
1		8:47:24.551	8:45:55.115	55.195	34.241		8:47:24.551	1		8:47:12.752	8:45:41.526	57.378	33.848		8:47:12.752		
2		1:54.497	25.500	55.291	33.706	216.4	8:49:19.048	2		2:14.222	23.073	1:09.355	41.794	210.9	8:49:26.974		
3		1:47.889	22.884	51.774	33.231	221.7	8:51:06.937	3		1:47.126	22.768	51.464	32.894	221.3	8:51:14.100		
4		1:47.259	22.883	51.494	32.882	221.3	8:52:54.196	4		1:46.438	22.603	50.908	32.927	224.0	8:53:00.538		
5		1:46.933	22.742	51.249	32.942	220.4	8:54:41.129	5		1:46.598	22.686	51.158	32.754	223.1	8:54:47.136		
6		1:47.000	22.798	51.356	32.846	221.7	8:56:28.129	6		1:47.600	23.189	51.353	33.058	228.8	8:56:34.736		
7		2:04.631	27.662	1:03.107	33.862	198.1	8:58:32.760	7		1:52.335 P	22.692	51.381	38.262	225.0	8:58:27.071		
8		1:46.935	22.709	51.109	33.117	219.9	9:00:19.695	8		7:50.071	6:20.531	55.351	34.189		9:06:17.142		
9		1:55.857 P	22.793	52.589	40.475	221.7	9:02:15.552	9		1:49.591	24.305	52.483	32.803	194.2	9:08:06.733		
10		3:24.408	1:55.181	56.250	32.977		9:05:39.960	10		1:46.225	22.393	51.173	32.659	219.9	9:09:52.958		
11		1:46.503	22.754	51.101	32.648	218.6	9:07:26.463	11		1:47.068	22.503	51.605	32.960	220.8	9:11:40.026		
12		1:47.225	22.562	51.666	32.997	221.3	9:09:13.688	12		1:46.296	22.415	51.211	32.670	223.1	9:13:26.322		
13		1:46.735	22.556	51.311	32.868	222.6	9:11:00.423	13		1:46.723	22.670	51.305	32.748	222.2	9:15:13.045		
14		1:46.823	22.417	51.275	33.131	222.6	9:12:47.246	14		1:55.323 P	23.141	52.222	39.960	222.2	9:17:08.368		
15		1:47.450	22.587	51.417	33.446	223.1	9:14:34.696	10 Bent Viscaal Dallara F312									
16		1:47.155	22.822	51.236	33.097	223.6	9:16:21.851	Teo Martin Motorsport									
17		2:08.425 P	23.715	53.237	51.473	223.1	9:18:30.276	RP Motorsport									
4 Felipe Drugovich Dallara F312								Bent Viscaal Dallara F312									
RP Motorsport								Teo Martin Motorsport									
Lap	D	Time	Sector 1	Sector 2	Sector 3	T. Spd	Elapsed	Lap	D	Time	Sector 1	Sector 2	Sector 3	T. Spd	Elapsed		
1		8:49:02.728	8:47:31.898	56.311	34.519		8:49:02.728	1		8:47:41.185	8:46:09.319	57.550	34.316		8:47:41.185		
2		1:46.891	22.916	51.301	32.674	223.6	8:50:49.619	2		1:50.462	23.064	51.849	35.549	213.0	8:49:31.647		
3		1:48.992	24.813	51.414	32.765	222.6	8:52:38.611	3		1:46.401	22.383	51.130	32.888	223.1	8:51:18.048		
4		1:45.700	22.445	50.636	32.619	224.5	8:54:24.311	4		1:48.119	22.595	52.196	33.328	223.1	8:53:06.167		
5		1:45.616	22.363	50.785	32.468	224.5	8:56:09.927	5		1:46.550	22.371	51.150	33.029	224.5	8:54:52.717		
6		1:46.461	22.424	51.261	32.776	224.5	8:57:56.388	6		1:53.914 P	22.441	51.358	40.115	223.6	8:56:46.631		
7		1:45.431	22.222	50.568	32.641	224.5	8:59:41.819	7		3:47.560	2:22.742	51.892	32.926		9:00:34.191		
8		1:45.221	22.166	50.388	32.667	225.4	9:01:27.040	8		1:52.945 P	22.435	50.652	39.858	220.4	9:02:27.136		
9		1:51.854 P	22.264	50.976	38.614	225.4	9:03:18.894	9		4:46.591	3:12.635	59.966	33.990		9:07:13.727		
10		3:38.987	2:10.364	55.110	33.513		9:06:57.881	10		1:48.612	22.974	52.214	33.424	206.5	9:09:02.339		
11		1:46.128	22.424	50.759	32.945	223.1	9:08:44.009	11		1:45.835	22.316	50.815	32.704	221.7	9:10:48.174		
12		1:49.078	22.179	52.477	34.422	224.5	9:10:33.087	12		1:45.629	22.336	50.578	32.715	222.2	9:12:33.803		





**Circuito de Estoril**  
**Euroformula Open**  
**Qualifying - 2**  
**Lap Analysis**



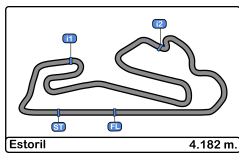
13	1:45.784	22.370	50.635	32.779	223.6	9:14:19.587	15	1:45.926	22.237	50.481	33.208	223.1	9:15:56.878	
14	1:46.715	22.356	50.848	33.511	223.6	9:16:06.302	16	2:07.484 P	25.610	52.974	48.900	192.5	9:18:04.362	
15	2:19.873 P	26.220	1:03.337	50.316	166.1	9:18:26.175	<b>21</b>						Calan Williams	Dallara F312

Yves Baltas							Dallara F312								
Campos Racing							Fortec Motorsport								
Lap	D	Time	Sector 1	Sector 2	Sector 3	T. Spd	Elapsed	Lap	D	Time	Sector 1	Sector 2	Sector 3	T. Spd	Elapsed
1	8:49:07.765	8:47:33.689	58.981	35.095	8:49:07.765	1	8:47:50.244	8:46:13.303	59.823	37.118	8:47:50.244				
2	1:51.710	24.088	53.668	33.954	202.2	8:50:59.475	2	1:50.050	23.960	52.819	33.271	214.7	8:49:40.294		
3	1:50.002	23.462	52.665	33.875	223.1	8:52:49.477	3	1:47.542	22.688	51.746	33.108	219.5	8:51:27.836		
4	1:47.844	23.037	51.375	33.432	225.4	8:54:37.321	4	1:47.789	22.654	51.668	33.467	221.7	8:53:15.625		
5	1:47.158	22.634	51.102	33.422	224.0	8:56:24.479	5	1:47.038	22.535	51.409	33.094	217.7	8:55:02.663		
6	1:47.103	22.352	51.293	33.458	226.4	8:58:11.582	6	1:56.530 P	22.712	52.936	40.882	216.4	8:56:59.193		
7	1:47.081	22.354	51.303	33.424	224.0	8:59:58.663	7	6:05.325	4:39.195	53.121	33.009	216.0	9:03:04.518		
8	1:54.553 P	22.428	51.210	40.915	223.6	9:01:53.216	8	1:46.107	22.538	51.209	32.360	216.0	9:04:50.625		
9	5:43.429	4:12.205	57.115	34.109	9:07:36.645	9	1:46.342	22.552	50.973	32.817	215.5	9:06:36.967			
10	1:47.397	22.695	51.344	33.358	224.0	9:09:24.042	10	1:46.663	22.329	51.354	32.980	217.7	9:08:23.630		
11	2:09.033	22.519	1:13.106	33.408	224.5	9:11:33.075	11	1:46.293	22.216	51.202	32.875	220.8	9:10:09.923		
12	1:47.708	22.634	51.722	33.352	225.0	9:13:20.783	12	1:46.532	22.279	51.106	33.147	219.9	9:11:56.455		
13	1:47.073	22.586	51.179	33.308	224.5	9:15:07.856	13	2:03.341	22.341	1:01.860	39.140	221.7	9:13:59.796		
14	1:58.152 P	22.549	52.376	43.227	225.0	9:17:06.008	14	1:48.530	23.753	51.460	33.317	218.1	9:15:48.326		
15	1:58.015 P	23.440	53.159	41.416	213.8	9:17:46.341	15	1:58.015 P	23.440	53.159	41.416	213.8	9:17:46.341		

Marcos Siebert							Cameron Das								
Campos Racing							Carlin Motorsport								
Lap	D	Time	Sector 1	Sector 2	Sector 3	T. Spd	Elapsed	Lap	D	Time	Sector 1	Sector 2	Sector 3	T. Spd	Elapsed
1	8:47:19.412	8:45:48.509	56.548	34.355	8:47:19.412	1	8:48:26.770	8:46:57.998	55.128	33.644	8:48:26.770				
2	1:48.431	23.058	52.033	33.340	211.7	8:49:07.843	2	1:47.956	22.999	51.782	33.175	218.1	8:50:14.726		
3	1:50.445	22.463	51.366	36.616	223.6	8:50:58.288	3	1:47.031	22.749	51.353	32.929	218.6	8:52:01.757		
4	1:46.506	22.368	51.001	33.137	224.0	8:52:44.794	4	1:46.665	22.722	50.870	33.073	218.6	8:53:48.422		
5	1:46.615	22.555	51.241	32.819	224.5	8:54:31.409	5	1:46.610	22.586	51.088	32.936	218.6	8:55:35.032		
6	1:46.022	22.239	51.029	32.754	225.0	8:56:17.431	6	1:46.376	22.528	51.018	32.830	220.8	8:57:21.408		
7	1:47.348	22.570	50.880	33.898	225.4	8:58:04.779	7	1:52.581 P	22.638	51.060	38.883	217.7	8:59:13.989		
8	1:54.727 P	22.310	51.547	40.870	225.4	8:59:59.506	8	6:31.104	5:01.287	56.300	33.517	9:05:45.093			
9	7:09.689	5:40.352	55.255	34.082	9:07:09.195	9	1:47.230	22.758	51.618	32.854	217.7	9:07:32.323			
10	1:49.585	22.178	50.872	36.535	221.7	9:08:58.780	10	1:45.799	22.410	50.778	32.611	219.9	9:09:18.122		
11	1:45.211	21.973	50.572	32.666	224.5	9:10:43.991	11	1:45.571	22.204	50.733	32.634	221.3	9:11:03.693		
12	1:45.227	21.902	50.452	32.873	224.5	9:12:29.218	12	1:46.390	22.320	50.973	33.097	219.9	9:12:50.083		
13	1:45.827	22.165	50.623	33.039	222.6	9:14:15.045	13	1:46.263	22.429	50.959	32.875	218.6	9:14:36.346		
14	2:04.142 P	22.853	54.299	46.990	225.4	9:16:19.187	14	1:46.149	22.362	50.843	32.944	224.5	9:16:22.495		
15	2:09.538 P	23.979	54.760	50.799	204.1	9:18:32.033	15	2:09.538 P	23.979	54.760	50.799	204.1	9:18:32.033		

Petru Florescu							Moritz Müller-Creppon								
Fortec Motorsport							Dallara F312								
Lap	D	Time	Sector 1	Sector 2	Sector 3	T. Spd	Elapsed	Lap	D	Time	Sector 1	Sector 2	Sector 3	T. Spd	Elapsed
1	8:47:48.506	8:46:10.613	1:00.649	37.244	8:47:48.506	1	8:47:43.557	8:46:11.291	58.371	33.895	8:47:43.557				
2	1:56.402	24.065	56.150	36.187	213.4	8:49:44.908	2	1:48.850	22.981	52.098	33.771	219.0	8:49:32.407		
3	1:47.328	22.896	51.371	33.061	219.0	8:51:32.236	3	1:47.460	22.723	51.470	33.267	224.0	8:51:19.867		
4	1:52.469	22.614	55.196	34.659	220.4	8:53:24.705	4	1:47.673	22.646	51.661	33.366	225.9	8:53:07.540		
5	1:46.185	22.356	50.834	32.995	220.8	8:55:10.890	5	1:47.924	22.564	52.064	33.296	224.5	8:54:55.464		
6	1:46.694	22.344	51.353	32.997	221.7	8:56:57.584	6	1:53.004 P	22.685	51.563	38.756	225.4	8:56:48.468		
7	1:46.781	22.478	50.921	33.382	221.7	8:58:44.365	7	3:37.092	2:11.923	51.746	33.423	9:00:25.560			
8	2:01.431 P	24.043	55.532	41.856	221.7	9:00:45.796	8	1:52.488 P	22.387	51.725	38.376	221.3	9:02:18.048		
9	4:28.108	2:58.962	55.869	33.277	9:05:13.904	9	4:28.930	2:55.426	58.629	34.875	9:06:46.978				
10	1:45.210	22.379	50.332	32.499	218.1	9:06:59.114	10	1:49.677	24.016	52.417	33.244	198.8	9:08:36.655		
11	1:53.907	22.335	58.055	33.517	223.1	9:08:53.021	11	1:46.423	22.408	51.050	32.965	220.4	9:10:23.078		
12	1:45.971	22.415	50.580	32.976	223.6	9:10:38.992	12	1:46.841	22.335	51.088	33.418	221.7	9:12:09.919		
13	1:46.223	22.423	50.867	32.933	220.4	9:12:25.215									
14	1:45.737	22.303	50.553	32.881	219.0	9:14:10.952									





**Circuito de Estoril**  
**Euroformula Open**  
**Qualifying - 2**  
**Lap Analysis**



13	1:47.652	22.601	51.646	33.405	220.8	9:13:57.571	14	1:49.005	23.557	51.921	33.527	224.5	9:14:13.951
14	1:46.751	22.367	51.149	33.235	221.7	9:15:44.322	15	2:00.152 P	23.065	52.529	44.558	225.4	9:16:14.103
15	1:58.974 P	24.565	52.467	41.942	181.8	9:17:43.296							

**34** Matheus Iorio Dallara F312  
 Carlin Motorsport

Lap	D	Time	Sector 1	Sector 2	Sector 3	T. Spd	Elapsed
1		8:47:24.114	8:45:53.479	56.335	34.300		8:47:24.114
2		1:49.110	23.349	52.643	33.118	218.6	8:49:13.224
3		1:47.534	22.818	51.788	32.928	219.9	8:51:00.758
4		1:47.297	22.799	51.395	33.103	220.8	8:52:48.055
5		1:46.487	22.551	51.031	32.905	222.2	8:54:34.542
6		1:46.306	22.371	50.623	33.312	221.3	8:56:20.848
7		1:51.838 P	22.267	50.848	38.723	220.4	8:58:12.686
8		6:30.805	5:03.312	53.876	33.617		9:04:43.491
9		1:47.279	22.782	51.280	33.217	214.2	9:06:30.770
10		1:47.775	23.026	51.354	33.395	215.1	9:08:18.545
11		1:47.091	22.602	51.143	33.346	218.6	9:10:05.636
12		1:47.326	22.688	51.416	33.222	217.7	9:11:52.962
13		2:02.926 P	25.342	55.209	42.375	219.5	9:13:55.888

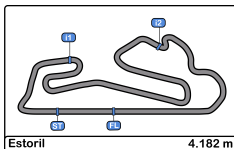
**51** Aldo Festante Dallara F312  
 RP Motorsport

Lap	D	Time	Sector 1	Sector 2	Sector 3	T. Spd	Elapsed
1		8:49:02.437	8:47:30.009	57.893	34.535		8:49:02.437
2		1:50.491	23.927	53.085	33.479	219.9	8:50:52.928
3		1:48.176	22.867	51.905	33.404	221.7	8:52:41.104
4		1:47.055	22.459	51.407	33.189	222.6	8:54:28.159
5		1:46.873	22.407	51.179	33.287	224.0	8:56:15.032
6		1:46.228	22.460	50.717	33.051	224.5	8:58:01.260
7		1:45.911	22.268	50.600	33.043	225.0	8:59:47.171
8		1:46.243	22.529	50.680	33.034	224.0	9:01:33.414
9		1:46.098	22.370	50.738	32.990	224.5	9:03:19.512
10		1:56.582 P	22.396	51.557	42.629	224.0	9:05:16.094
11		2:57.672	1:27.239	56.246	34.187		9:08:13.766
12		1:46.367	22.574	50.940	32.853	217.7	9:10:00.133
13		1:46.174	22.180	50.986	33.008	223.6	9:11:46.307
14		1:46.178	22.198	50.786	33.194	225.0	9:13:32.485
15		1:47.136	22.314	51.406	33.416	224.5	9:15:19.621
16		2:00.586 P	23.344	53.444	43.798	225.0	9:17:20.207

**77** Guilherme Samaia Dallara F312  
 RP Motorsport

Lap	D	Time	Sector 1	Sector 2	Sector 3	T. Spd	Elapsed
1		8:47:31.034	8:45:53.215	1:02.880	34.939		8:47:31.034
2		1:51.482	23.721	53.492	34.269	220.8	8:49:22.516
3		1:47.901	22.908	51.908	33.085	223.1	8:51:10.417
4		1:47.066	22.459	51.477	33.130	224.5	8:52:57.483
5		1:46.785	22.394	51.371	33.020	225.4	8:54:44.268
6		1:54.144	27.664	53.496	32.984	224.5	8:56:38.412
7		1:49.518	22.403	52.723	34.392	225.0	8:58:27.930
8		1:46.614	22.602	50.937	33.075	225.4	9:00:14.544
9		1:46.020	22.159	50.893	32.968	223.6	9:02:00.564
10		1:58.249 P	23.327	52.804	42.118	224.5	9:03:58.813
11		4:50.150	3:15.312	1:00.239	34.599		9:08:48.963
12		1:48.564	22.989	52.149	33.426	223.6	9:10:37.527
13		1:47.419	22.787	51.295	33.337	225.0	9:12:24.946



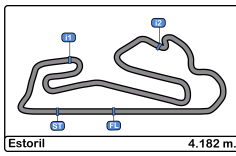


**Circuito de Estoril**  
**Euroformula Open**  
**Qualifying - 2**  
**Best Sectors Results**



Sector - 1				Sector - 2				Sector - 3				Ideal Lap vs Best Lap				
Clas	Nº	Driver	Time	Nº	Driver	Time	Nº	Driver	Time	Clas	Nº	Driver	Ideal Lap	Best Lap	Clas	
1	18	Marcos Siebert	21.902	19	Petru Florescu	50.332	21	Calan Williams	32.360	1	18	Marcos Siebert	1:45.020	1:45.211	2	
2	7	Jannes Fittje	22.103	4	Felipe Drugovich	50.388	4	Felipe Drugovich	32.468	2	4	Felipe Drugovich	1:45.022	1:45.221	3	
3	77	Guilherme Samaia	22.159	18	Marcos Siebert	50.452	7	Jannes Fittje	32.489	3	19	Petru Florescu	1:45.068	1:45.210	1	
4	4	Felipe Drugovich	22.166	10	Bent Viscaal	50.578	19	Petru Florescu	32.499	4	7	Jannes Fittje	1:45.263	1:45.483	4	
5	51	Aldo Festante	22.180	51	Aldo Festante	50.600	28	Cameron Das	32.611	5	28	Cameron Das	1:45.548	1:45.571	5	
6	28	Cameron Das	22.204	34	Matheus Iorio	50.623	3	Michael Benyahia	32.648	6	21	Calan Williams	1:45.549	1:46.107	9	
7	21	Calan Williams	22.216	7	Jannes Fittje	50.671	8	Lukas Dunner	32.659	7	10	Bent Viscaal	1:45.598	1:45.629	6	
8	19	Petru Florescu	22.237	28	Cameron Das	50.733	18	Marcos Siebert	32.666	8	51	Aldo Festante	1:45.633	1:45.911	7	
9	34	Matheus Iorio	22.267	77	Guilherme Samaia	50.893	10	Bent Viscaal	32.704	9	34	Matheus Iorio	1:45.795	1:46.306	11	
10	10	Bent Viscaal	22.316	8	Lukas Dunner	50.908	51	Aldo Festante	32.853	10	8	Lukas Dunner	1:45.960	1:46.225	10	
11	32	Moritz Müller-Creppon	22.335	21	Calan Williams	50.973	34	Matheus Iorio	32.905	11	77	Guilherme Samaia	1:46.020	1:46.020	8	
12	15	Yves Baltas	22.352	32	Moritz Müller-Creppon	51.050	32	Moritz Müller-Creppon	32.965	12	3	Michael Benyahia	1:46.166	1:46.503	13	
13	8	Lukas Dunner	22.393	3	Michael Benyahia	51.101	77	Guilherme Samaia	32.968	13	32	Moritz Müller-Creppon	1:46.350	1:46.423	12	
14	3	Michael Benyahia	22.417	15	Yves Baltas	51.102	1	Alex Karkosik	33.003	14	15	Yves Baltas	1:46.762	1:47.073	14	
15	1	Alex Karkosik	22.500	1	Alex Karkosik	51.279	15	Yves Baltas	33.308	15	1	Alex Karkosik	1:46.782	1:47.195	15	



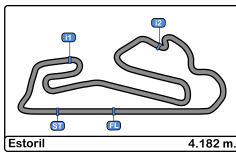


**Circuito de Estoril**  
**Euroformula Open**  
**Qualifying - 2**  
**Best 5 Lap Times**



Cls	Nº	Entrant	Nat	Driver	Nat	Cat	Cls	Chassis	Team	Best 1		Best 2		Best 3		Best 4		Best 5	
										Time	Lap	Time	Lap	Time	Lap	Time	Lap	Time	Lap
1	19	Fortec Motorsport	GBR	Petru Florescu	ROU			Dallara F312	Fortec Motorsport	<b>1:45.210</b>	10	1:45.737	14	1:45.926	15	1:45.971	12	1:46.185	5
2	18	Campos Racing	ESP	Marcos Siebert	ARG			Dallara F312	Campos Racing	<b>1:45.211</b>	11	1:45.227	12	1:45.827	13	1:46.022	6	1:46.506	4
3	4	RP Motorsport	ITA	Felipe Drugovich	BRA			Dallara F312	RP Motorsport	<b>1:45.221</b>	8	1:45.431	7	1:45.454	13	1:45.616	5	1:45.700	4
4	7	Drivex School	ESP	Jannes Fittje	DEU			Dallara F312	Drivex School	<b>1:45.483</b>	12	1:45.512	10	1:45.522	11	1:45.709	13	1:45.758	9
5	28	Carlin Motorsport	GBR	Cameron Das	USA			Dallara F312	Carlin Motorsport	<b>1:45.571</b>	11	1:45.799	10	1:46.149	14	1:46.263	13	1:46.376	6
6	10	RACE	ESP	Bent Viscaal	NLD	R	1	Dallara F312	Teo Martin Motorsport	<b>1:45.629</b>	12	1:45.784	13	1:45.835	11	1:46.401	3	1:46.550	5
7	51	RP Motorsport	ITA	Aldo Festante	ITA	R	2	Dallara F312	RP Motorsport	<b>1:45.911</b>	7	1:46.098	9	1:46.174	13	1:46.178	14	1:46.243	8
8	77	RP Motorsport	ITA	Guilherme Samaia	BRA			Dallara F312	RP Motorsport	<b>1:46.020</b>	9	1:46.614	8	1:46.785	5	1:47.066	4	1:47.419	13
9	21	Fortec Motorsport	GBR	Calan Williams	AUS			Dallara F312	Fortec Motorsport	<b>1:46.107</b>	8	1:46.293	11	1:46.342	9	1:46.532	12	1:46.663	10
10	8	Drivex School	ESP	Lukas Dunner	AUT	R	3	Dallara F312	Drivex School	<b>1:46.225</b>	10	1:46.296	12	1:46.438	4	1:46.598	5	1:46.723	13
11	34	Carlin Motorsport	GBR	Matheus Iorio	BRA			Dallara F312	Carlin Motorsport	<b>1:46.306</b>	6	1:46.487	5	1:47.091	11	1:47.279	9	1:47.297	4
12	32	RACE	ESP	Moritz Müller-Creppon	CHE	R	4	Dallara F312	Teo Martin Motorsport	<b>1:46.423</b>	11	1:46.751	14	1:46.841	12	1:47.460	3	1:47.652	13
13	3	RP Motorsport	ITA	Michael Benyahia	MAR	R	5	Dallara F312	RP Motorsport	<b>1:46.503</b>	11	1:46.735	13	1:46.823	14	1:46.933	5	1:46.935	8
14	15	Campos Racing	ESP	Yves Baltas	USA	R	6	Dallara F312	Campos Racing	<b>1:47.073</b>	13	1:47.081	7	1:47.103	6	1:47.158	5	1:47.397	10
15	1	RP Motorsport	ITA	Alex Karkosik	POL			Dallara F312	RP Motorsport	<b>1:47.195</b>	5	1:47.430	10	1:47.460	4	1:47.470	6	1:47.818	13





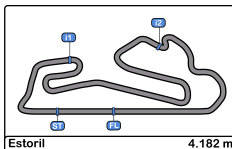
**Circuito de Estoril**  
**Euroformula Open**  
**Qualifying - 2**  
**Best 5 Top Speeds**



Cls	Nº	Entrant	Nat	Driver	Nat	Cat	Cls	Chassis	Team	Top 1		Top 2		Top 3		Top 4		Top 5		Avg
										Km/h	Lap	Km/h	Lap	Km/h	Lap	Km/h	Lap	Km/h	Lap	
1	8	Drivex School	ESP	Lukas Dunner	AUT	R	1	Dallara F312	Drivex School	228.8	6	225.0	7	224.0	4	223.1	5	223.1	12	224.8
2	4	RP Motorsport	ITA	Felipe Drugovich	BRA			Dallara F312	RP Motorsport	226.4	13	226.4	14	226.4	15	225.4	8	225.4	9	226.0
3	15	Campos Racing	ESP	Yves Baltas	USA	R	2	Dallara F312	Campos Racing	226.4	6	225.4	4	225.0	12	225.0	14	224.5	11	225.2
4	1	RP Motorsport	ITA	Alex Karkosik	POL			Dallara F312	RP Motorsport	225.9	6	225.9	11	225.4	5	225.0	7	224.5	13	225.3
5	32	RACE	ESP	Moritz Müller-Creppon	CHE	R	3	Dallara F312	Teo Martin Motorsport	225.9	4	225.4	6	224.5	5	224.0	3	221.7	12	224.3
6	18	Campos Racing	ESP	Marcos Siebert	ARG			Dallara F312	Campos Racing	225.4	7	225.4	8	225.4	14	225.0	6	224.5	5	225.1
7	77	RP Motorsport	ITA	Guilherme Samaia	BRA			Dallara F312	RP Motorsport	225.4	5	225.4	8	225.4	15	225.0	7	225.0	13	225.2
8	51	RP Motorsport	ITA	Aldo Festante	ITA	R	4	Dallara F312	RP Motorsport	225.0	7	225.0	14	225.0	16	224.5	6	224.5	9	224.8
9	10	RACE	ESP	Bent Viscaal	NLD	R	5	Dallara F312	Teo Martin Motorsport	224.5	5	223.6	6	223.6	13	223.6	14	223.1	3	223.6
10	28	Carlin Motorsport	GBR	Cameron Das	USA			Dallara F312	Carlin Motorsport	224.5	14	221.3	11	220.8	6	219.9	10	219.9	12	221.3
11	3	RP Motorsport	ITA	Michael Benyahia	MAR	R	6	Dallara F312	RP Motorsport	223.6	16	223.1	15	223.1	17	222.6	13	222.6	14	223.0
12	19	Fortec Motorsport	GBR	Petru Florescu	ROU			Dallara F312	Fortec Motorsport	223.6	12	223.1	11	223.1	15	221.7	6	221.7	7	222.6
13	34	Carlin Motorsport	GBR	Matheus Iorio	BRA			Dallara F312	Carlin Motorsport	222.2	5	221.3	6	220.8	4	220.4	7	219.9	3	220.9
14	21	Fortec Motorsport	GBR	Calan Williams	AUS			Dallara F312	Fortec Motorsport	221.7	4	221.7	13	220.8	11	219.9	12	219.5	3	220.7
15	7	Drivex School	ESP	Jannes Fittje	DEU			Dallara F312	Drivex School	220.8	6	220.8	10	220.4	3	220.4	5	220.4	11	220.5





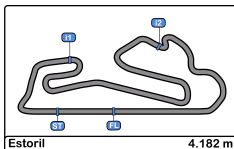


Circuito de Estoril  
Euroformula Open  
Qualifying - 2  
Fastest Laps Sequence



Lap	Time of Day	Session Time	Nº	Entrant	Nat	Driver	Nat	Cat	Chassis	Team	Time	Km/h
2	8:49:07.843	4:07.843	18	Campos Racing	ESP	Marcos Siebert	ARG		Dallara F312	Campos Racing	1:48.431	138.8
2	8:50:14.726	5:14.726	28	Carlin Motorsport	GBR	Cameron Das	USA		Dallara F312	Carlin Motorsport	1:47.956	139.4
2	8:50:49.619	5:49.619	4	RP Motorsport	ITA	Felipe Drugovich	BRA		Dallara F312	RP Motorsport	1:46.891	140.8
3	8:51:18.048	6:18.048	10	RACE	ESP	Bent Viscaal	NLD	R	Dallara F312	Teo Martin	1:46.401	141.4
4	8:54:24.311	9:24.311	4	RP Motorsport	ITA	Felipe Drugovich	BRA		Dallara F312	RP Motorsport	1:45.700	142.4
5	8:56:09.927	11:09.927	4	RP Motorsport	ITA	Felipe Drugovich	BRA		Dallara F312	RP Motorsport	1:45.616	142.5
7	8:59:41.819	14:41.819	4	RP Motorsport	ITA	Felipe Drugovich	BRA		Dallara F312	RP Motorsport	1:45.431	142.7
8	9:01:27.040	16:27.040	4	RP Motorsport	ITA	Felipe Drugovich	BRA		Dallara F312	RP Motorsport	1:45.221	143.0
10	9:06:59.114	21:59.114	19	Fortec Motorsport	GBR	Petru Florescu	ROU		Dallara F312	Fortec Motorsport	1:45.210	143.0





**Circuito de Estoril**  
**Euroformula Open**  
**Qualifying - 2**  
**Event Best Maximum Speed**



Nº	Entrant	Nat	Driver	Nat	Cat	Clas	Chassis	Team	Km/h	Session
77	RP Motorsport	ITA	Guilherme Samaia	BRA			Dallara F312	RP Motorsport	238.4	Free Practice - 2
1	RP Motorsport	ITA	Alex Karkosik	POL			Dallara F312	RP Motorsport	236.8	Free Practice - 2
21	Fortec Motorsport	GBR	Calan Williams	AUS			Dallara F312	Fortec Motorsport	236.8	Qualifying - 1
18	Campos Racing	ESP	Marcos Siebert	ARG			Dallara F312	Campos Racing	236.3	Free Practice - 1
51	RP Motorsport	ITA	Aldo Festante	ITA	R	1	Dallara F312	RP Motorsport	236.3	Race - 1
4	RP Motorsport	ITA	Felipe Drugovich	BRA			Dallara F312	RP Motorsport	235.8	Free Practice - 2
28	Carlin Motorsport	GBR	Cameron Das	USA			Dallara F312	Carlin Motorsport	235.2	Qualifying - 1
8	Drivex School	ESP	Lukas Dunner	AUT	R	2	Dallara F312	Drivex School	234.7	Qualifying - 1
3	RP Motorsport	ITA	Michael Benyahia	MAR	R	3	Dallara F312	RP Motorsport	234.2	Race - 1
34	Carlin Motorsport	GBR	Matheus Iorio	BRA			Dallara F312	Carlin Motorsport	233.7	Free Practice - 2
15	Campos Racing	ESP	Yves Baltas	USA	R	4	Dallara F312	Campos Racing	233.7	Race - 1
19	Fortec Motorsport	GBR	Petru Florescu	ROU			Dallara F312	Fortec Motorsport	233.7	Race - 1
32	RACE	ESP	Moritz Müller-Creppon	CHE	R	5	Dallara F312	Teo Martin	233.2	Free Practice - 2
12	Drivex School	ESP	Christian Hahn	BRA			Dallara F312	Drivex School	232.7	Free Practice - 2
7	Drivex School	ESP	Jannes Fittje	DEU			Dallara F312	Drivex School	232.7	Free Practice - 2
10	RACE	ESP	Bent Viscaal	NLD	R	6	Dallara F312	Teo Martin	232.2	Free Practice - 1

