

Hungaroring
Euroformula Open
Qualifying - 1
Provisional Results



Clas	Nº	Entrant	Nat	Driver	Nat	Cat	Clas	Chassis	Team	Laps	Best	Time	Gap	Interval	Km/h
1	4	RP Motorsport	ITA	Felipe Drugovich	BRA			Dallara F312	RP Motorsport	16	15	1:46.744			147.7
2	10	RACE	ESP	Bent Viscaal	NLD	R	1	Dallara F312	Teo Martin Motorsport	14	13	1:46.911	0.167	0.167	147.5
3	15	Campos Racing	ESP	Yves Baltas	USA	R	2	Dallara F312	Campos Racing	15	14	1:48.702	1.958	1.791	145.0
4	18	Campos Racing	ESP	Marcos Siebert	ARG			Dallara F312	Campos Racing	14	13	1:48.896	2.152	0.194	144.8
5	11	Campos Racing	ESP	Alex Karkosik	POL			Dallara F312	Campos Racing	14	13	1:49.337	2.593	0.441	144.2
6	77	RP Motorsport	ITA	Guilherme Samaia	BRA			Dallara F312	RP Motorsport	14	9	1:49.516	2.772	0.179	144.0
7	28	Carlin Motorsport	GBR	Cameron Das	USA			Dallara F312	Carlin Motorsport	13	11	1:49.846	3.102	0.330	143.5
8	34	Carlin Motorsport	GBR	Matheus Iorio	BRA			Dallara F312	Carlin Motorsport	13	9	1:49.859	3.115	0.013	143.5
9	8	Drivex School	ESP	Lukas Dunner	AUT	R	3	Dallara F312	Drivex School	14	12	1:50.381	3.637	0.522	142.8
10	1	RP Motorsport	ITA	Leonard Hoogenboom	NLD	R	4	Dallara F312	RP Motorsport	15	11	1:50.384	3.640	0.003	142.8
11	21	Fortec Motorsport	GBR	Calan Williams	AUS			Dallara F312	Fortec Motorsport	14	13	1:51.354	4.610	0.970	141.6
12	19	Fortec Motorsport	GBR	Aldo Festante	ITA	R	5	Dallara F312	Fortec Motorsport	14	7	1:51.684	4.940	0.330	141.2
13	12	Drivex School	ESP	Christian Hahn	BRA			Dallara F312	Drivex School	14	6	1:51.718	4.974	0.034	141.1

CAR 12 TIME 1:52.663 DISALLOWED TRACK LIMITS AT T 11

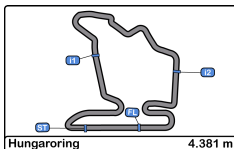
CAR 12 TIME 1:49.990 DISALLOWED TRACK LIMITS AT T 4

Published at:.....

Track Temp: 21.7 °C Air Temp: 19.9 °C Humidity: 88 % Track Status: WET

Stewards:	Race Director:	Timekeeper: 
------------------	-----------------------	---





Hungaroring
Euroformula Open
Qualifying - 1
Provisional Results by Class



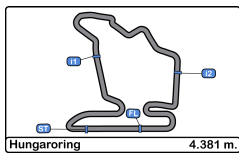
Clas	Nº	Entrant	Nat	Driver	Nat	Cat	Clas	Chassis	Team	Laps	Best	Time	Gap	Interval	Km/h
1	4	RP Motorsport	ITA	Felipe Drugovich	BRA			Dallara F312	RP Motorsport	16	15	1:46.744			147.7
2	18	Campos Racing	ESP	Marcos Siebert	ARG			Dallara F312	Campos Racing	14	13	1:48.896	2.152	2.152	144.8
3	11	Campos Racing	ESP	Alex Karkosik	POL			Dallara F312	Campos Racing	14	13	1:49.337	2.593	0.441	144.2
4	77	RP Motorsport	ITA	Guilherme Samaia	BRA			Dallara F312	RP Motorsport	14	9	1:49.516	2.772	0.179	144.0
5	28	Carlin Motorsport	GBR	Cameron Das	USA			Dallara F312	Carlin Motorsport	13	11	1:49.846	3.102	0.330	143.5
6	34	Carlin Motorsport	GBR	Matheus Iorio	BRA			Dallara F312	Carlin Motorsport	13	9	1:49.859	3.115	0.013	143.5
7	21	Fortec Motorsport	GBR	Calan Williams	AUS			Dallara F312	Fortec Motorsport	14	13	1:51.354	4.610	1.495	141.6
8	12	Drivex School	ESP	Christian Hahn	BRA			Dallara F312	Drivex School	14	6	1:51.718	4.974	0.364	141.1
Rookie															
1	10	RACE	ESP	Bent Viscaal	NLD	R	1	Dallara F312	Teo Martin Motorsport	14	13	1:46.911			147.5
2	15	Campos Racing	ESP	Yves Baltas	USA	R	2	Dallara F312	Campos Racing	15	14	1:48.702	1.791	1.791	145.0
3	8	Drivex School	ESP	Lukas Dunner	AUT	R	3	Dallara F312	Drivex School	14	12	1:50.381	3.470	1.679	142.8
4	1	RP Motorsport	ITA	Leonard Hoogenboom	NLD	R	4	Dallara F312	RP Motorsport	15	11	1:50.384	3.473	0.003	142.8
5	19	Fortec Motorsport	GBR	Aldo Festante	ITA	R	5	Dallara F312	Fortec Motorsport	14	7	1:51.684	4.773	1.300	141.2

Published at:.....

Track Temp: 21.7 °C Air Temp: 19.9 °C Humidity: 88 % Track Status: WET

Stewards:	Race Director:	Timekeeper: 
------------------	-----------------------	---





Hungaroring
Euroformula Open
Qualifying - 1
Lap Analysis



1 Leonard Hoogenboom R Dallara F312 **10** Bent Viscaal R Dallara F312
 RP Motorsport Teo Martin Motorsport

Lap D	Time	Sector 1	Sector 2	Sector 3	T. Spd	Elapsed	Lap D	Time	Sector 1	Sector 2	Sector 3	T. Spd	Elapsed
1	10:42:16.343	10:41:00.743	43.712	31.888		10:42:16.343	1	10:42:03.124	10:40:48.690	42.403	32.031		10:42:03.124
2	1:53.551	40.483	41.451	31.617	208.8	10:44:09.894	2	1:53.610	40.374	41.538	31.698	206.5	10:43:56.734
3	1:52.700	40.259	41.031	31.410	210.5	10:46:02.594	3	1:55.692	40.118	43.225	32.349	208.0	10:45:52.426
4	1:52.825	40.312	41.020	31.493	209.3	10:47:55.419	4	1:53.314	40.025	41.463	31.826	208.0	10:47:45.740
5	1:52.654	40.442	40.955	31.257	212.1	10:49:48.073	5	1:53.717	40.614	41.397	31.706	208.0	10:49:39.457
6	1:52.301	40.117	41.110	31.074	210.1	10:51:40.374	6	1:53.097	40.216	41.555	31.326	208.4	10:51:32.554
7	1:52.298	40.238	41.112	30.948	210.1	10:53:32.672	7	1:58.402 P	40.511	42.031	35.860	208.4	10:53:30.956
8	1:56.226 P	40.066	41.218	34.942	209.7	10:55:28.898	8	8:17.356	7:03.477	43.336	30.543		11:01:48.312
9	5:37.191 P	4:22.181	39.613	35.397		11:01:06.089	9	1:51.995	40.465	40.973	30.557	211.7	11:03:40.307
10	2:09.676	1:00.472	39.537	29.667		11:03:15.765	10	1:50.071	40.129	40.403	29.539	216.0	11:05:30.378
11	1:50.384	39.822	40.528	30.034	209.7	11:05:06.149	11	1:50.078	40.276	40.264	29.538	214.7	11:07:20.456
12	1:53.351	40.930	41.707	30.714	209.7	11:06:59.500	12	1:48.736	40.033	39.577	29.126	213.8	11:09:09.192
13	1:52.085	40.621	40.853	30.611	208.8	11:08:51.585	13	1:46.911	39.648	38.562	28.701	215.1	11:10:56.103
14	1:52.239	40.665	40.873	30.701	209.7	11:10:43.824	14	2:18.325 P	44.041	47.655	46.629	205.3	11:13:14.428
15	1:58.216 P	40.844	42.214	35.158	210.9	11:12:42.040							

4 Felipe Drugovich Dallara F312 **11** Alex Karkosik Dallara F312
 RP Motorsport Campos Racing

Lap D	Time	Sector 1	Sector 2	Sector 3	T. Spd	Elapsed	Lap D	Time	Sector 1	Sector 2	Sector 3	T. Spd	Elapsed
1	10:42:14.620	10:41:00.868	41.725	32.027		10:42:14.620	1	10:42:57.812	10:41:43.252	42.669	31.891		10:42:57.812
2	1:52.795	40.709	40.783	31.303	210.5	10:44:07.415	2	1:52.871	40.637	41.004	31.230	206.8	10:44:50.683
3	1:52.092	39.652	40.878	31.562	210.9	10:45:59.507	3	1:51.226	39.912	40.473	30.841	207.6	10:46:41.909
4	1:51.334	39.674	40.592	31.068	213.8	10:47:50.841	4	1:50.934	39.762	40.533	30.639	207.6	10:48:32.843
5	1:51.413	39.875	40.495	31.043	209.7	10:49:42.254	5	1:50.364	39.708	40.126	30.530	209.3	10:50:23.207
6	1:56.796	39.806	43.741	33.249	210.5	10:51:39.050	6	1:50.514	39.960	40.162	30.392	207.2	10:52:13.721
7	1:50.354	39.644	39.924	30.786	209.3	10:53:29.404	7	1:49.929	39.647	39.943	30.339	208.8	10:54:03.650
8	1:55.162 P	39.798	40.598	34.766	209.3	10:55:24.566	8	1:56.172 P	39.987	40.153	36.032	208.8	10:55:59.822
9	4:35.987	3:22.531	42.715	30.741		11:00:00.553	9	5:43.816	4:29.682	43.956	30.178		11:01:43.638
10	1:50.699	40.749	40.621	29.329	209.3	11:01:51.252	10	1:51.002	40.651	41.438	28.913	208.0	11:03:34.640
11	1:48.307	39.109	39.987	29.211	213.8	11:03:39.559	11	1:56.777 P	40.464	40.800	35.513	213.0	11:05:31.417
12	1:47.705	39.397	39.596	28.712	214.2	11:05:27.264	12	2:56.589	1:46.081	40.346	30.162		11:08:28.006
13	1:48.686	40.057	39.573	29.056	214.2	11:07:15.950	13	1:49.337	40.175	39.378	29.784	209.3	11:10:17.343
14	1:47.483	39.914	38.822	28.747	214.2	11:09:03.433	14	2:02.198 P	42.393	40.827	38.978	209.7	11:12:19.541
15	1:46.744	39.664	38.755	28.325	215.1	11:10:50.177							
16	2:07.092 P	42.535	43.961	40.596	216.4	11:12:57.269							

8 Lukas Dunner R Dallara F312 **12** Christian Hahn Dallara F312
 Drivex School Drivex School

Lap D	Time	Sector 1	Sector 2	Sector 3	T. Spd	Elapsed	Lap D	Time	Sector 1	Sector 2	Sector 3	T. Spd	Elapsed
1	10:42:26.895	10:41:10.621	43.340	32.934		10:42:26.895	1	10:42:11.869	10:40:54.016	43.465	34.388		10:42:11.869
2	1:53.389	40.769	41.003	31.617	206.1	10:44:20.284	2	1:54.188	40.905	41.517	31.766	206.8	10:44:06.057
3	1:52.063	40.274	40.542	31.247	208.0	10:46:12.347	3	2:04.764	40.381	47.046	37.337	208.0	10:46:10.821
4	1:58.028	40.194	46.222	31.612	208.8	10:48:10.375	4	1:52.663	40.067	41.075	31.521	207.6	10:48:03.484
5	1:52.163	40.158	40.622	31.383	208.4	10:50:02.538	5	1:52.168	40.144	40.706	31.318	211.7	10:49:55.652
6	1:51.255	40.128	40.286	30.841	208.0	10:51:53.793	6	1:51.718	40.133	40.307	31.278	210.9	10:51:47.370
7	1:51.249	40.014	40.439	30.796	208.4	10:53:45.042	7	1:59.281 P	40.161	40.822	38.298	206.1	10:53:46.651
8	1:57.304 P	40.079	41.597	35.628	207.6	10:55:42.346	8	7:29.110	6:16.931	41.460	30.719		11:01:15.761
9	6:32.902	5:13.169	47.356	32.377		11:02:15.248	9	1:49.990	39.742	39.798	30.450	205.3	11:03:05.751
10	2:02.266 P	42.219	44.911	35.136	201.1	11:04:17.514	10	2:03.860	39.964	45.643	38.253	206.5	11:05:09.611
11	2:47.457	1:34.751	41.993	30.713		11:07:04.971	11	1:52.258	40.573	40.954	30.731	205.3	11:07:01.869
12	1:50.381	40.158	39.984	30.239	207.6	11:08:55.352	12	1:51.917	40.484	40.644	30.789	208.0	11:08:53.786
13	1:50.759	39.984	40.445	30.330	209.3	11:10:46.111	13	1:51.901	40.622	40.621	30.658	206.8	11:10:45.687
14	2:00.428 P	41.096	42.240	37.092	206.8	11:12:46.539	14	2:05.560 P	44.919	44.020	36.621	182.4	11:12:51.247





Hungaroring
Euroformula Open
Qualifying - 1
Lap Analysis



15 Yves Baltas R Dallara F312 **21** Calan Williams Dallara F312
 Campos Racing Fortec Motorsport

Lap	D	Time	Sector 1	Sector 2	Sector 3	T. Spd	Elapsed	Lap	D	Time	Sector 1	Sector 2	Sector 3	T. Spd	Elapsed
1		10:43:04.715	10:41:46.923	43.139	34.653		10:43:04.715	1		10:42:06.756	10:40:51.520	42.678	32.558		10:42:06.756
2		1:53.457	40.657	41.364	31.436	207.2	10:44:58.172	2		1:56.821	41.282	43.114	32.425	206.5	10:44:03.577
3		1:52.100	40.073	40.787	31.240	209.3	10:46:50.272	3		1:55.591	41.077	42.354	32.160	206.1	10:45:59.168
4		1:52.131	40.123	40.763	31.245	208.8	10:48:42.403	4		1:55.592	41.071	42.475	32.046	202.2	10:47:54.760
5		1:51.824	40.215	40.619	30.990	207.6	10:50:34.227	5		1:56.188	41.283	42.908	31.997	208.8	10:49:50.948
6		1:52.260	40.518	40.832	30.910	208.0	10:52:26.487	6		2:01.608 P	41.537	42.399	37.672	208.8	10:51:52.556
7		1:51.703	40.295	40.535	30.873	208.8	10:54:18.190	7		4:18.437	3:06.890	40.904	30.643		10:56:10.993
8		1:56.004 P	40.317	40.433	35.254	207.6	10:56:14.194	8		1:52.532	40.626	41.182	30.724	207.2	10:58:03.525
9		5:54.724	4:39.358	44.682	30.684		11:02:08.918	9		1:56.497 P	40.489	41.208	34.800	206.8	11:00:00.022
10		1:50.154	40.597	40.555	29.002	209.7	11:03:59.072	10		3:32.766	2:19.191	43.088	30.487		11:03:32.788
11		1:49.263	40.339	40.200	28.724	211.3	11:05:48.335	11		1:55.893 P	40.782	41.063	34.048	209.3	11:05:28.681
12		1:50.670	40.872	40.276	29.522	211.7	11:07:39.005	12		2:51.704	1:40.665	40.146	30.893		11:08:20.385
13		1:49.438	40.585	39.295	29.558	211.3	11:09:28.443	13		1:51.354	40.476	40.331	30.547	207.6	11:10:11.739
14		1:48.702	40.867	39.025	28.810	211.7	11:11:17.145	14		1:59.678 P	41.258	42.718	35.702	208.4	11:12:11.417
15		2:07.217 P	41.794	40.296	45.127	213.4	11:13:24.362								

18 Marcos Siebert Dallara F312 **28** Cameron Das Dallara F312
 Campos Racing Carlin Motorsport

Lap	D	Time	Sector 1	Sector 2	Sector 3	T. Spd	Elapsed	Lap	D	Time	Sector 1	Sector 2	Sector 3	T. Spd	Elapsed
1		10:43:02.364	10:41:45.535	42.501	34.328		10:43:02.364	1		10:42:05.504	10:40:50.411	42.126	32.967		10:42:05.504
2		1:51.751	40.068	40.660	31.023	208.0	10:44:54.115	2		1:52.809	40.369	41.061	31.379	206.1	10:43:58.313
3		1:51.353	39.922	40.618	30.813	208.8	10:46:45.468	3		1:51.747	39.848	40.768	31.131	208.4	10:45:50.060
4		1:50.563	39.718	40.094	30.751	209.3	10:48:36.031	4		1:51.850	40.180	40.672	30.998	205.7	10:47:41.910
5		1:50.618	39.836	40.357	30.425	208.4	10:50:26.649	5		1:50.545	39.705	40.063	30.777	207.2	10:49:32.455
6		1:50.205	39.656	40.052	30.497	210.9	10:52:16.854	6		1:50.618	39.818	40.199	30.601	206.5	10:51:23.073
7		1:50.018	39.895	39.728	30.395	210.1	10:54:06.872	7		1:55.266 P	39.940	40.630	34.696	206.8	10:53:18.339
8		1:56.254 P	39.825	41.002	35.427	211.7	10:56:03.126	8		9:08.695	7:52.498	44.905	31.292		11:02:27.034
9		6:37.466	5:23.315	43.567	30.584		11:02:40.592	9		1:55.710 P	40.151	41.624	33.935	208.8	11:04:22.744
10		1:52.118	41.023	41.897	29.198	213.0	11:04:32.710	10		2:26.915	1:16.807	40.250	29.858		11:06:49.659
11		1:57.097 P	40.970	41.620	34.507	211.3	11:06:29.807	11		1:49.846	40.067	39.608	30.171	206.5	11:08:39.505
12		2:49.295	1:40.711	38.999	29.585		11:09:19.102	12		1:49.945	40.111	39.721	30.113	208.0	11:10:29.450
13		1:48.896	40.152	39.310	29.434	210.9	11:11:07.998	13		1:59.930 P	41.992	41.278	36.660	208.0	11:12:29.380
14		2:11.970 P	44.337	44.488	43.145	202.2	11:13:19.968								

19 Aldo Festante R Dallara F312 **34** Matheus Iorio Dallara F312
 Fortec Motorsport Carlin Motorsport

Lap	D	Time	Sector 1	Sector 2	Sector 3	T. Spd	Elapsed	Lap	D	Time	Sector 1	Sector 2	Sector 3	T. Spd	Elapsed
1		10:42:13.987	10:40:57.938	43.236	32.813		10:42:13.987	1		10:42:08.211	10:40:53.202	42.719	32.290		10:42:08.211
2		1:56.873	41.978	42.053	32.842	204.9	10:44:10.860	2		1:53.837	40.650	41.851	31.336	204.9	10:44:02.048
3		1:55.733	40.799	42.789	32.145	208.8	10:46:06.593	3		1:51.822	40.145	40.536	31.141	206.5	10:45:53.870
4		1:56.435	40.958	42.428	33.049	207.2	10:48:03.028	4		1:52.002	39.934	40.764	31.304	207.6	10:47:45.872
5		2:01.233 P	41.616	42.275	37.342	210.1	10:50:04.261	5		1:50.654	39.760	40.228	30.666	211.3	10:49:36.526
6		4:52.918	3:40.425	41.245	31.248		10:54:57.179	6		1:55.290 P	40.105	41.161	34.024	206.8	10:51:31.816
7		1:51.684	40.241	40.488	30.955	206.8	10:56:48.863	7		10:04.924 P	8:44.188	45.190	35.546		11:01:36.740
8		1:58.706 P	40.477	41.981	36.248	206.5	10:58:47.569	8		2:32.949	1:21.772	41.325	29.852		11:04:09.689
9		3:52.455	2:36.326	45.059	31.070		11:02:40.024	9		1:49.859	40.052	39.991	29.816	206.8	11:05:59.548
10		1:54.232	42.291	42.192	29.749	193.5	11:04:34.256	10		1:51.051	40.219	40.456	30.376	207.6	11:07:50.599
11		1:52.618	41.238	41.526	29.854	210.9	11:06:26.874	11		1:51.264	40.229	39.849	31.186	207.2	11:09:41.863
12		1:58.103 P	40.964	41.034	36.105	210.1	11:08:24.977	12		1:50.354	40.223	39.928	30.203	207.2	11:11:32.217
13		2:15.397	1:05.784	40.307	29.306		11:10:40.374	13		2:06.401 P	45.924	44.781	35.696	161.6	11:13:38.618
14		1:56.308 P	40.449	39.810	36.049	210.9	11:12:36.682								





Hungaroring
Euroformula Open
Qualifying - 1
Lap Analysis



77

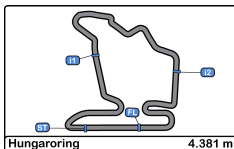
Guilherme Samaia

Dallara F312

RP Motorsport

Lap	D	Time	Sector 1	Sector 2	Sector 3	T. Spd	Elapsed
1		10:42:19.448	10:41:04.993	42.554	31.901		10:42:19.448
2		1:53.817	40.493	41.864	31.460	208.8	10:44:13.265
3		1:55.303	40.022	43.324	31.957	210.5	10:46:08.568
4		1:53.758	40.064	41.857	31.837	210.5	10:48:02.326
5		1:52.659	40.211	41.134	31.314	208.4	10:49:54.985
6		1:54.640	40.150	42.903	31.587	209.7	10:51:49.625
7		1:59.373 P	40.196	41.746	37.431	210.5	10:53:48.998
8		6:15.982	5:04.598	41.145	30.239		11:00:04.980
9		1:49.516	39.716	39.841	29.959	208.8	11:01:54.496
10		1:50.784	39.705	40.559	30.520	210.9	11:03:45.280
11		1:52.519	40.263	41.669	30.587	208.8	11:05:37.799
12		1:53.511	41.448	41.243	30.820	210.1	11:07:31.310
13		1:52.899	41.344	40.838	30.717	210.1	11:09:24.209
14		2:03.823 P	40.521	40.981	42.321	210.5	11:11:28.032



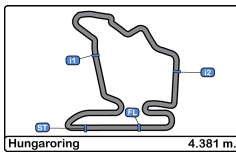


Hungaroring
Euroformula Open
Qualifying - 1
Best Sectors Results



Sector - 1				Sector - 2				Sector - 3				Ideal Lap vs Best Lap				
Clas	Nº	Driver	Time	Nº	Driver	Time	Nº	Driver	Time	Clas	Nº	Driver	Ideal Lap	Best Lap	Clas	
1	4	Felipe Drugovich	39.109	10	Bent Viscaal	38.562	4	Felipe Drugovich	28.325	1	4	Felipe Drugovich	1:46.189	1:46.744	1	
2	11	Alex Karkosik	39.647	4	Felipe Drugovich	38.755	10	Bent Viscaal	28.701	2	10	Bent Viscaal	1:46.911	1:46.911	2	
3	10	Bent Viscaal	39.648	18	Marcos Siebert	38.999	15	Yves Baltas	28.724	3	15	Yves Baltas	1:47.822	1:48.702	3	
4	18	Marcos Siebert	39.656	15	Yves Baltas	39.025	11	Alex Karkosik	28.913	4	18	Marcos Siebert	1:47.853	1:48.896	4	
5	28	Cameron Das	39.705	11	Alex Karkosik	39.378	18	Marcos Siebert	29.198	5	11	Alex Karkosik	1:47.938	1:49.337	5	
6	77	Guilherme Samaia	39.705	1	Leonard Hoogenboom	39.537	19	Aldo Festante	29.306	6	1	Leonard Hoogenboom	1:49.026	1:50.384	10	
7	12	Christian Hahn	39.742	28	Cameron Das	39.608	1	Leonard Hoogenboom	29.667	7	28	Cameron Das	1:49.171	1:49.846	7	
8	34	Matheus Iorio	39.760	12	Christian Hahn	39.798	34	Matheus Iorio	29.816	8	19	Aldo Festante	1:49.357	1:51.684	12	
9	1	Leonard Hoogenboom	39.822	19	Aldo Festante	39.810	28	Cameron Das	29.858	9	34	Matheus Iorio	1:49.425	1:49.859	8	
10	8	Lukas Dunner	39.984	77	Guilherme Samaia	39.841	77	Guilherme Samaia	29.959	10	77	Guilherme Samaia	1:49.505	1:49.516	6	
11	15	Yves Baltas	40.073	34	Matheus Iorio	39.849	8	Lukas Dunner	30.239	11	12	Christian Hahn	1:49.990	1:51.718	13	
12	19	Aldo Festante	40.241	8	Lukas Dunner	39.984	12	Christian Hahn	30.450	12	8	Lukas Dunner	1:50.207	1:50.381	9	
13	21	Calan Williams	40.476	21	Calan Williams	40.146	21	Calan Williams	30.487	13	21	Calan Williams	1:51.109	1:51.354	11	



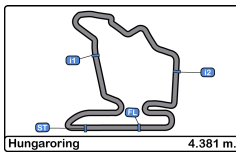


Hungaroring
Euroformula Open
Qualifying - 1
Best 5 Lap Times



Cls	Nº	Entrant	Nat	Driver	Nat	Cat	Cls	Chassis	Team	Best 1		Best 2		Best 3		Best 4		Best 5	
										Time	Lap	Time	Lap	Time	Lap	Time	Lap	Time	Lap
1	4	RP Motorsport	ITA	Felipe Drugovich	BRA			Dallara F312	RP Motorsport	1:46.744	15	1:47.483	14	1:47.705	12	1:48.307	11	1:48.686	13
2	10	RACE	ESP	Bent Viscaal	NLD	R	1	Dallara F312	Teo Martin Motorsport	1:46.911	13	1:48.736	12	1:50.071	10	1:50.078	11	1:51.995	9
3	15	Campos Racing	ESP	Yves Baltas	USA	R	2	Dallara F312	Campos Racing	1:48.702	14	1:49.263	11	1:49.438	13	1:50.154	10	1:50.670	12
4	18	Campos Racing	ESP	Marcos Siebert	ARG			Dallara F312	Campos Racing	1:48.896	13	1:50.018	7	1:50.205	6	1:50.563	4	1:50.618	5
5	11	Campos Racing	ESP	Alex Karkosik	POL			Dallara F312	Campos Racing	1:49.337	13	1:49.929	7	1:50.364	5	1:50.514	6	1:50.934	4
6	77	RP Motorsport	ITA	Guilherme Samaia	BRA			Dallara F312	RP Motorsport	1:49.516	9	1:50.784	10	1:52.519	11	1:52.659	5	1:52.899	13
7	28	Carlin Motorsport	GBR	Cameron Das	USA			Dallara F312	Carlin Motorsport	1:49.846	11	1:49.945	12	1:50.545	5	1:50.618	6	1:51.747	3
8	34	Carlin Motorsport	GBR	Matheus Iorio	BRA			Dallara F312	Carlin Motorsport	1:49.859	9	1:50.354	12	1:50.654	5	1:51.051	10	1:51.264	11
9	8	Drivex School	ESP	Lukas Dunner	AUT	R	3	Dallara F312	Drivex School	1:50.381	12	1:50.759	13	1:51.249	7	1:51.255	6	1:52.063	3
10	1	RP Motorsport	ITA	Leonard Hoogenboom	NLD	R	4	Dallara F312	RP Motorsport	1:50.384	11	1:52.085	13	1:52.239	14	1:52.298	7	1:52.301	6
11	21	Fortec Motorsport	GBR	Calan Williams	AUS			Dallara F312	Fortec Motorsport	1:51.354	13	1:52.532	8	1:55.591	3	1:55.592	4	1:55.893	11
12	19	Fortec Motorsport	GBR	Aldo Festante	ITA	R	5	Dallara F312	Fortec Motorsport	1:51.684	7	1:52.618	11	1:54.232	10	1:55.733	3	1:56.308	14
13	12	Drivex School	ESP	Christian Hahn	BRA			Dallara F312	Drivex School	1:51.718	6	1:51.901	13	1:51.917	12	1:52.168	5	1:52.258	11



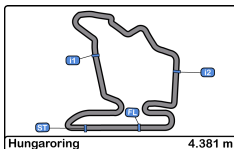


Hungaroring
Euroformula Open
Qualifying - 1
Best 5 Top Speeds



Cls	Nº	Entrant	Nat	Driver	Nat	Cat	Cls	Chassis	Team	Top 1		Top 2		Top 3		Top 4		Top 5		Avg
										Km/h	Lap	Km/h	Lap	Km/h	Lap	Km/h	Lap	Km/h	Lap	
1	4	RP Motorsport	ITA	Felipe Drugovich	BRA			Dallara F312	RP Motorsport	216.4	16	215.1	15	214.2	12	214.2	13	214.2	14	214.8
2	10	RACE	ESP	Bent Viscaal	NLD	R	1	Dallara F312	Teo Martin Motorsport	216.0	10	215.1	13	214.7	11	213.8	12	211.7	9	214.2
3	15	Campos Racing	ESP	Yves Baltas	USA	R	2	Dallara F312	Campos Racing	213.4	15	211.7	12	211.7	14	211.3	11	211.3	13	211.9
4	11	Campos Racing	ESP	Alex Karkosik	POL			Dallara F312	Campos Racing	213.0	11	209.7	14	209.3	5	209.3	13	208.8	7	210.0
5	18	Campos Racing	ESP	Marcos Siebert	ARG			Dallara F312	Campos Racing	213.0	10	211.7	8	211.3	11	210.9	6	210.9	13	211.6
6	1	RP Motorsport	ITA	Leonard Hoogenboom	NLD	R	3	Dallara F312	RP Motorsport	212.1	5	210.9	15	210.5	3	210.1	6	210.1	7	210.7
7	12	Drivex School	ESP	Christian Hahn	BRA			Dallara F312	Drivex School	211.7	5	210.9	6	208.0	3	208.0	12	207.6	4	209.3
8	34	Carlin Motorsport	GBR	Matheus Iorio	BRA			Dallara F312	Carlin Motorsport	211.3	5	207.6	4	207.6	10	207.2	11	207.2	12	208.2
9	19	Fortec Motorsport	GBR	Aldo Festante	ITA	R	4	Dallara F312	Fortec Motorsport	210.9	11	210.9	14	210.1	5	210.1	12	208.8	3	210.2
10	77	RP Motorsport	ITA	Guilherme Samaia	BRA			Dallara F312	RP Motorsport	210.9	10	210.5	3	210.5	4	210.5	7	210.5	14	210.6
11	8	Drivex School	ESP	Lukas Dunner	AUT	R	5	Dallara F312	Drivex School	209.3	13	208.8	4	208.4	5	208.4	7	208.0	3	208.6
12	21	Fortec Motorsport	GBR	Calan Williams	AUS			Dallara F312	Fortec Motorsport	209.3	11	208.8	5	208.8	6	208.4	14	207.6	13	208.6
13	28	Carlin Motorsport	GBR	Cameron Das	USA			Dallara F312	Carlin Motorsport	208.8	9	208.4	3	208.0	12	208.0	13	207.2	5	208.1



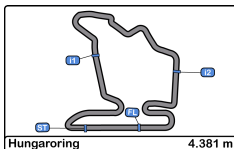


Hungaroring
Euroformula Open
Qualifying - 1
Fastest Laps Sequence



Lap	Time of Day	Session Time	Nº	Entrant	Nat	Driver	Nat	Cat	Chassis	Team	Time	Km/h
2	10:43:56.734	3:56.734	10	RACE	ESP	Bent Viscaal	NLD	R	Dallara F312	Teo Martin Motorsport	1:53.610	138.8
2	10:43:58.313	3:58.313	28	Carlin Motorsport	GBR	Cameron Das	USA		Dallara F312	Carlin Motorsport	1:52.809	139.8
2	10:44:07.415	4:07.415	4	RP Motorsport	ITA	Felipe Drugovich	BRA		Dallara F312	RP Motorsport	1:52.795	139.8
2	10:44:54.115	4:54.115	18	Campos Racing	ESP	Marcos Siebert	ARG		Dallara F312	Campos Racing	1:51.751	141.1
3	10:45:50.060	5:50.060	28	Carlin Motorsport	GBR	Cameron Das	USA		Dallara F312	Carlin Motorsport	1:51.747	141.1
3	10:46:41.909	6:41.909	11	Campos Racing	ESP	Alex Karkosik	POL		Dallara F312	Campos Racing	1:51.226	141.7
4	10:48:32.843	8:32.843	11	Campos Racing	ESP	Alex Karkosik	POL		Dallara F312	Campos Racing	1:50.934	142.1
4	10:48:36.031	8:36.031	18	Campos Racing	ESP	Marcos Siebert	ARG		Dallara F312	Campos Racing	1:50.563	142.6
5	10:49:32.455	9:32.455	28	Carlin Motorsport	GBR	Cameron Das	USA		Dallara F312	Carlin Motorsport	1:50.545	142.6
5	10:50:23.207	10:23.207	11	Campos Racing	ESP	Alex Karkosik	POL		Dallara F312	Campos Racing	1:50.364	142.9
6	10:52:16.854	12:16.854	18	Campos Racing	ESP	Marcos Siebert	ARG		Dallara F312	Campos Racing	1:50.205	143.1
7	10:54:03.650	14:03.650	11	Campos Racing	ESP	Alex Karkosik	POL		Dallara F312	Campos Racing	1:49.929	143.4
9	11:01:54.496	21:54.496	77	RP Motorsport	ITA	Guilherme Samaia	BRA		Dallara F312	RP Motorsport	1:49.516	144.0
11	11:03:39.559	23:39.559	4	RP Motorsport	ITA	Felipe Drugovich	BRA		Dallara F312	RP Motorsport	1:48.307	145.6
12	11:05:27.264	25:27.264	4	RP Motorsport	ITA	Felipe Drugovich	BRA		Dallara F312	RP Motorsport	1:47.705	146.4
14	11:09:03.433	29:03.433	4	RP Motorsport	ITA	Felipe Drugovich	BRA		Dallara F312	RP Motorsport	1:47.483	146.7
15	11:10:50.177	30:50.177	4	RP Motorsport	ITA	Felipe Drugovich	BRA		Dallara F312	RP Motorsport	1:46.744	147.7



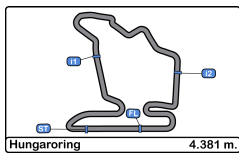


Hungaroring
Euroformula Open
Qualifying - 1
Event Best Maximum Speed



Nº	Entrant	Nat	Driver	Nat	Cat	Clas	Chassis	Team	Km/h	Session
28	Carlin Motorsport	GBR	Cameron Das	USA			Dallara F312	Carlin Motorsport	216.8	Free Practice - 2
34	Carlin Motorsport	GBR	Matheus Iorio	BRA			Dallara F312	Carlin Motorsport	216.4	Free Practice - 1
21	Fortec Motorsport	GBR	Calan Williams	AUS			Dallara F312	Fortec Motorsport	216.4	Free Practice - 2
18	Campos Racing	ESP	Marcos Siebert	ARG			Dallara F312	Campos Racing	216.4	Free Practice - 3
4	RP Motorsport	ITA	Felipe Drugovich	BRA			Dallara F312	RP Motorsport	216.4	Qualifying - 1
10	RACE	ESP	Bent Viscaal	NLD	R	1	Dallara F312	Teo Martin Motorsport	216.0	Free Practice - 1
12	Drivex School	ESP	Christian Hahn	BRA			Dallara F312	Drivex School	215.5	Free Practice - 2
77	RP Motorsport	ITA	Guilherme Samaia	BRA			Dallara F312	RP Motorsport	215.1	Free Practice - 3
11	Campos Racing	ESP	Alex Karkosik	POL			Dallara F312	Campos Racing	215.1	Free Practice - 3
1	RP Motorsport	ITA	Leonard Hoogenboom	NLD	R	2	Dallara F312	RP Motorsport	214.7	Free Practice - 1
15	Campos Racing	ESP	Yves Baltas	USA	R	3	Dallara F312	Campos Racing	214.2	Free Practice - 2
19	Fortec Motorsport	GBR	Aldo Festante	ITA	R	4	Dallara F312	Fortec Motorsport	214.2	Free Practice - 2
8	Drivex School	ESP	Lukas Dunner	AUT	R	5	Dallara F312	Drivex School	213.4	Free Practice - 2





Hungaroring

Euroformula Open

Qualifying - 1

Pit Stop Analysis



1 Leonard Hoogenboom R RP Motorsport
Dallara F312

Nr.	In Day Time	In Time	Out Time	Pit Time	T. Pit Time	Handicap	Penalty
1	10:55:25.993	10:55:25.993	10:59:12.054	3:46.061	3:46.061		
2	11:01:03.195	11:01:03.195	11:01:29.708	26.513	4:12.574		

4 Felipe Drugovich RP Motorsport
Dallara F312

Nr.	In Day Time	In Time	Out Time	Pit Time	T. Pit Time	Handicap	Penalty
1	10:55:22.081	10:55:22.081	10:58:01.593	2:39.512	2:39.512		

8 Lukas Dunner R Drivex School
Dallara F312

Nr.	In Day Time	In Time	Out Time	Pit Time	T. Pit Time	Handicap	Penalty
1	10:55:39.848	10:55:39.848	11:00:08.831	4:28.983	4:28.983		
2	11:04:15.039	11:04:15.039	11:05:10.010	54.971	5:23.954		

10 Bent Viscaal R Teo Martin Motorsport
Dallara F312

Nr.	In Day Time	In Time	Out Time	Pit Time	T. Pit Time	Handicap	Penalty
1	10:53:28.277	10:53:28.277	10:59:51.565	6:23.288	6:23.288		

11 Alex Karkosik Campos Racing
Dallara F312

Nr.	In Day Time	In Time	Out Time	Pit Time	T. Pit Time	Handicap	Penalty
1	10:55:56.651	10:55:56.651	10:59:44.273	3:47.622	3:47.622		
2	11:05:28.225	11:05:28.225	11:06:35.882	1:07.657	4:55.279		

12 Christian Hahn Drivex School
Dallara F312

Nr.	In Day Time	In Time	Out Time	Pit Time	T. Pit Time	Handicap	Penalty
1	10:53:44.064	10:53:44.064	10:59:23.671	5:39.607	5:39.607		

15 Yves Baltas R Campos Racing
Dallara F312

Nr.	In Day Time	In Time	Out Time	Pit Time	T. Pit Time	Handicap	Penalty
1	10:56:11.711	10:56:11.711	11:00:10.955	3:59.244	3:59.244		

18 Marcos Siebert Campos Racing
Dallara F312

Nr.	In Day Time	In Time	Out Time	Pit Time	T. Pit Time	Handicap	Penalty
1	10:56:00.187	10:56:00.187	11:00:46.104	4:45.917	4:45.917		
2	11:06:26.893	11:06:26.893	11:07:33.391	1:06.498	5:52.415		

19 Aldo Festante R Fortec Motorsport
Dallara F312

Nr.	In Day Time	In Time	Out Time	Pit Time	T. Pit Time	Handicap	Penalty
1	10:50:01.703	10:50:01.703	10:53:07.529	3:05.826	3:05.826		
2	10:58:45.056	10:58:45.056	11:00:42.323	1:57.267	5:03.093		
3	11:08:22.432	11:08:22.432	11:08:52.580	30.148	5:33.241		

21 Calan Williams Fortec Motorsport
Dallara F312

Nr.	In Day Time	In Time	Out Time	Pit Time	T. Pit Time	Handicap	Penalty
1	10:51:50.073	10:51:50.073	10:54:18.389	2:28.316	2:28.316		
2	10:59:57.524	10:59:57.524	11:01:37.623	1:40.099	4:08.415		
3	11:05:26.169	11:05:26.169	11:06:28.406	1:02.237	5:10.652		

28 Cameron Das Carlin Motorsport
Dallara F312

Nr.	In Day Time	In Time	Out Time	Pit Time	T. Pit Time	Handicap	Penalty
1	10:53:15.830	10:53:15.830	11:00:28.478	7:12.648	7:12.648		
2	11:04:20.244	11:04:20.244	11:05:01.024	40.780	7:53.428		

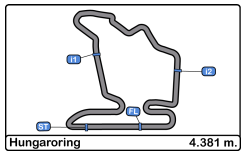
34 Matheus Iorio Carlin Motorsport
Dallara F312

Nr.	In Day Time	In Time	Out Time	Pit Time	T. Pit Time	Handicap	Penalty
1	10:51:29.344	10:51:29.344	10:59:32.186	8:02.842	8:02.842		
2	11:01:34.250	11:01:34.250	11:02:18.522	44.272	8:47.114		

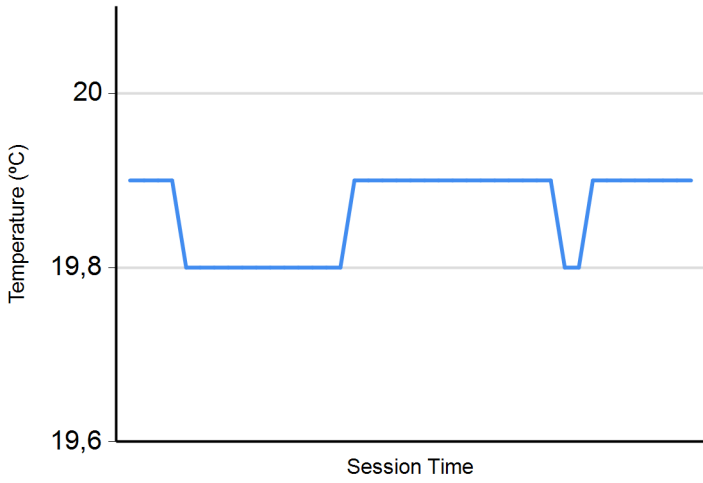
77 Guilherme Samaia RP Motorsport
Dallara F312

Nr.	In Day Time	In Time	Out Time	Pit Time	T. Pit Time	Handicap	Penalty
1	10:53:46.404	10:53:46.404	10:58:14.346	4:27.942	4:27.942		

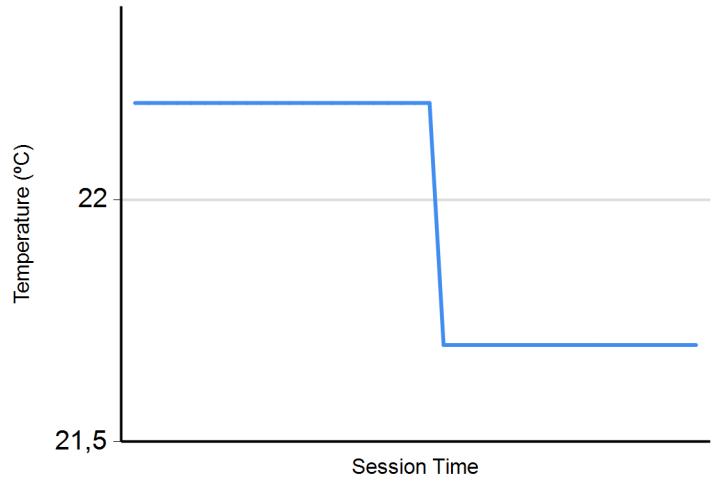




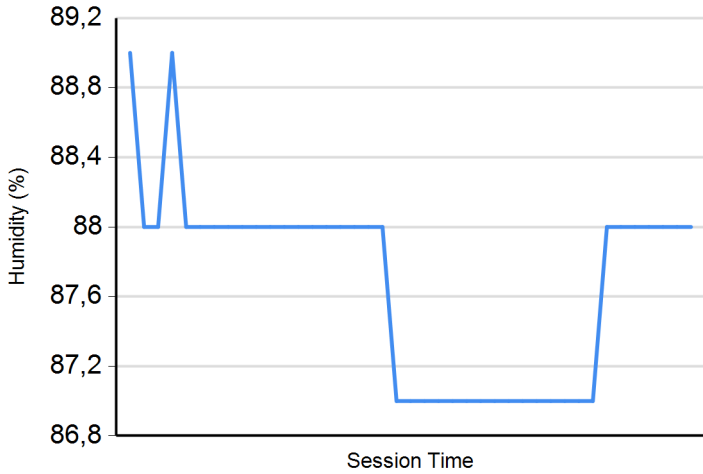
Air Temperature



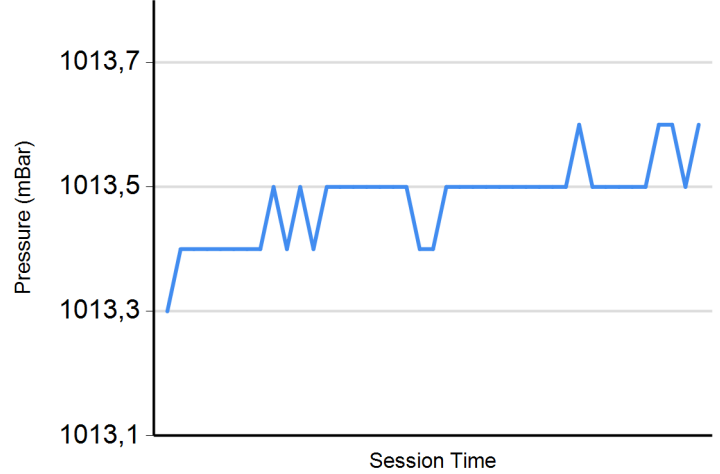
Track Temperature



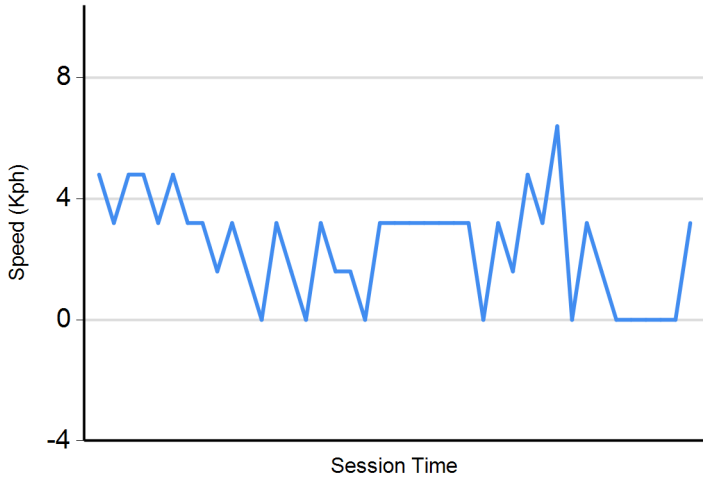
Humidity



Pressure



Wind Speed



Wind direction

North = 0°/360° Est = 90° South = 180° West = 270°

