

Hungaroring
Euroformula Open
Free Practice - 2
Provisional Results



Clas	Nº	Entrant	Nat	Driver	Nat	Cat	Clas	Chassis	Team	Laps	Best	Time	Gap	Interval	Km/h
1	18	Campos Racing	ESP	Marcos Siebert	ARG			Dallara F312	Campos Racing	13	12	1:36.609			163.2
2	10	RACE	ESP	Bent Viscaal	NLD	R	1	Dallara F312	Teo Martin Motorsport	15	5	1:37.220	0.611	0.611	162.2
3	28	Carlin Motorsport	GBR	Cameron Das	USA			Dallara F312	Carlin Motorsport	14	11	1:37.259	0.650	0.039	162.1
4	11	Campos Racing	ESP	Alex Karkosik	POL			Dallara F312	Campos Racing	16	12	1:37.316	0.707	0.057	162.0
5	4	RP Motorsport	ITA	Felipe Drugovich	BRA			Dallara F312	RP Motorsport	16	14	1:37.326	0.717	0.010	162.0
6	12	Drivex School	ESP	Christian Hahn	BRA			Dallara F312	Drivex School	16	5	1:37.916	1.307	0.590	161.0
7	34	Carlin Motorsport	GBR	Matheus Iorio	BRA			Dallara F312	Carlin Motorsport	14	10	1:37.927	1.318	0.011	161.0
8	1	RP Motorsport	ITA	Leonard Hoogenboom	NLD	R	2	Dallara F312	RP Motorsport	16	13	1:37.947	1.338	0.020	161.0
9	8	Drivex School	ESP	Lukas Dunner	AUT	R	3	Dallara F312	Drivex School	19	7	1:38.024	1.415	0.077	160.8
10	77	RP Motorsport	ITA	Guilherme Samaia	BRA			Dallara F312	RP Motorsport	15	5	1:38.469	1.860	0.445	160.1
11	19	Fortec Motorsport	GBR	Aldo Festante	ITA	R	4	Dallara F312	Fortec Motorsport	17	16	1:38.501	1.892	0.032	160.1
12	15	Campos Racing	ESP	Yves Baltas	USA	R	5	Dallara F312	Campos Racing	15	5	1:38.884	2.275	0.383	159.4
13	21	Fortec Motorsport	GBR	Calan Williams	AUS			Dallara F312	Fortec Motorsport	17	7	1:38.905	2.296	0.021	159.4

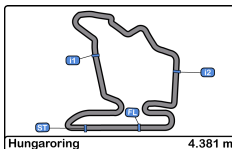
CAR 34 TIME 1:38.352 DISALLOWED CUTTING CHICANE

Published at:.....

Track Temp: 40.0 °C Air Temp: 27.1 °C Humidity: 46 % Track Status: DRY

Stewards:	Race Director:	Timekeeper: 
-----------	----------------	---





Hungaroring
Euroformula Open
Free Practice - 2
Provisional Results by Class



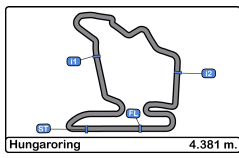
Clas	Nº	Entrant	Nat	Driver	Nat	Cat	Clas	Chassis	Team	Laps	Best	Time	Gap	Interval	Km/h
1	18	Campos Racing	ESP	Marcos Siebert	ARG			Dallara F312	Campos Racing	13	12	1:36.609			163.2
2	28	Carlin Motorsport	GBR	Cameron Das	USA			Dallara F312	Carlin Motorsport	14	11	1:37.259	0.650	0.650	162.1
3	11	Campos Racing	ESP	Alex Karkosik	POL			Dallara F312	Campos Racing	16	12	1:37.316	0.707	0.057	162.0
4	4	RP Motorsport	ITA	Felipe Drugovich	BRA			Dallara F312	RP Motorsport	16	14	1:37.326	0.717	0.010	162.0
5	12	Drivex School	ESP	Christian Hahn	BRA			Dallara F312	Drivex School	16	5	1:37.916	1.307	0.590	161.0
6	34	Carlin Motorsport	GBR	Matheus Iorio	BRA			Dallara F312	Carlin Motorsport	14	10	1:37.927	1.318	0.011	161.0
7	77	RP Motorsport	ITA	Guilherme Samaia	BRA			Dallara F312	RP Motorsport	15	5	1:38.469	1.860	0.542	160.1
8	21	Fortec Motorsport	GBR	Calan Williams	AUS			Dallara F312	Fortec Motorsport	17	7	1:38.905	2.296	0.436	159.4
Rookie															
1	10	RACE	ESP	Bent Viscaal	NLD	R	1	Dallara F312	Teo Martin Motorsport	15	5	1:37.220			162.2
2	1	RP Motorsport	ITA	Leonard Hoogenboom	NLD	R	2	Dallara F312	RP Motorsport	16	13	1:37.947	0.727	0.727	161.0
3	8	Drivex School	ESP	Lukas Dunner	AUT	R	3	Dallara F312	Drivex School	19	7	1:38.024	0.804	0.077	160.8
4	19	Fortec Motorsport	GBR	Aldo Festante	ITA	R	4	Dallara F312	Fortec Motorsport	17	16	1:38.501	1.281	0.477	160.1
5	15	Campos Racing	ESP	Yves Baltas	USA	R	5	Dallara F312	Campos Racing	15	5	1:38.884	1.664	0.383	159.4

Published at:.....

Track Temp: 40.0 °C Air Temp: 27.1 °C Humidity: 46 % Track Status: DRY

Stewards:	Race Director:	Timekeeper: 
-----------	----------------	---





Hungaroring
Euroformula Open
Free Practice - 2
Lap Analysis



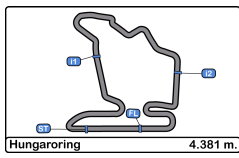
1	Leonard Hoogenboom	R	Dallara F312	8	Lukas Dunner	R	Dallara F312
			RP Motorsport				Drivex School

Lap	D	Time	Sector 1	Sector 2	Sector 3	T. Spd	Elapsed	Lap	D	Time	Sector 1	Sector 2	Sector 3	T. Spd	Elapsed
1		14:12:27.064	14:11:18.946	40.068	28.050		14:12:27.064	1	14:12:12.240	14:11:06.400	37.093	28.747	28.747		14:12:12.240
2		1:41.460	37.808	36.216	27.436	210.1	14:14:08.524	2	1:50.722 P	38.082	38.303	34.337	205.3	205.3	14:14:02.962
3		1:39.800	37.053	35.545	27.202	211.7	14:15:48.324	3	2:25.168	1:22.705	35.210	27.253			14:16:28.130
4		1:39.511	36.791	35.369	27.351	212.5	14:17:27.835	4	1:38.353	36.816	34.603	26.934	211.3	211.3	14:18:06.483
5		1:39.012	36.801	35.154	27.057	213.4	14:19:06.847	5	1:38.161	36.794	34.503	26.864	211.3	211.3	14:19:44.644
6		1:38.364	36.621	34.701	27.042	213.0	14:20:45.211	6	1:38.294	36.903	34.491	26.900	210.9	210.9	14:21:22.938
7		1:38.207	36.691	34.765	26.751	212.5	14:22:23.418	7	1:38.024	36.751	34.344	26.929	210.5	210.5	14:23:00.962
8		1:44.371 P	36.640	35.127	32.604	213.8	14:24:07.789	8	1:38.177	36.815	34.388	26.974	212.5	212.5	14:24:39.139
9		4:38.911	3:31.689	38.899	28.323		14:28:46.700	9	1:38.201	36.916	34.464	26.821	210.1	210.1	14:26:17.340
10		1:40.314	37.351	35.909	27.054	209.7	14:30:27.014	10	1:38.082	36.690	34.493	26.899	210.9	210.9	14:27:55.422
11		1:38.687	36.751	35.081	26.855	212.5	14:32:05.701	11	1:38.079	36.699	34.413	26.967	211.3	211.3	14:29:33.501
12		1:38.335	36.623	34.735	26.977	212.5	14:33:44.036	12	1:39.230	36.706	35.405	27.119	212.1	212.1	14:31:12.731
13		1:37.947	36.544	34.658	26.745	211.7	14:35:21.983	13	1:38.522	36.772	34.640	27.110	210.5	210.5	14:32:51.253
14		1:39.632	37.612	35.040	26.980	214.7	14:37:01.615	14	1:47.954	36.809	43.493	27.652	211.7	211.7	14:34:39.207
15		1:38.298	36.680	34.577	27.041	214.2	14:38:39.913	15	1:38.338	36.826	34.528	26.984	211.3	211.3	14:36:17.545
16		1:47.782 P	36.667	38.368	32.747	213.8	14:40:27.695	16	1:38.467	36.724	34.618	27.125	213.4	213.4	14:37:56.012
								17	1:38.442	36.721	34.705	27.016	213.4	213.4	14:39:34.454
								18	1:38.801	36.820	34.755	27.226	212.1	212.1	14:41:13.255
								19	1:45.051 P	36.817	34.717	33.517	212.1	212.1	14:42:58.306

4	Felipe Drugovich	R	Dallara F312	10	Bent Viscaal	R	Dallara F312
			RP Motorsport				Teo Martin Motorsport

Lap	D	Time	Sector 1	Sector 2	Sector 3	T. Spd	Elapsed	Lap	D	Time	Sector 1	Sector 2	Sector 3	T. Spd	Elapsed
1		14:12:17.467	14:11:12.608	37.244	27.615		14:12:17.467	1	14:12:03.198	14:10:59.319	36.612	27.267	27.267		14:12:03.198
2		1:47.011	37.585	41.065	28.361	210.9	14:14:04.478	2	1:38.586	36.830	34.844	26.912	211.7	211.7	14:13:41.784
3		1:38.746	36.893	34.837	27.016	212.5	14:15:43.224	3	1:37.642	36.593	34.325	26.724	212.5	212.5	14:15:19.426
4		1:41.770	36.688	34.646	30.436	215.1	14:17:24.994	4	1:37.307	36.507	34.205	26.595	213.4	213.4	14:16:56.733
5		1:37.575	36.625	34.298	26.652	214.7	14:19:02.569	5	1:37.220	36.371	34.151	26.698	214.7	214.7	14:18:33.953
6		1:38.859	36.599	34.403	27.857	214.2	14:20:41.428	6	1:52.347	39.543	44.815	27.989	213.0	213.0	14:20:26.300
7		1:46.426 P	37.111	36.049	33.266	214.2	14:22:27.854	7	1:42.910 P	36.625	34.405	31.880	212.1	212.1	14:22:09.210
8		6:44.597	5:39.358	37.203	28.036		14:29:12.451	8	9:27.025	8:21.055	38.958	27.012			14:31:36.235
9		1:40.482	37.519	35.967	26.996	208.0	14:30:52.933	9	1:37.826	36.652	34.407	26.767	210.5	210.5	14:33:14.061
10		1:38.193	36.709	34.557	26.927	212.1	14:32:31.126	10	1:37.686	36.726	34.284	26.676	210.9	210.9	14:34:51.747
11		1:37.661	36.578	34.304	26.779	214.7	14:34:08.787	11	1:40.394	36.490	37.122	26.782	213.0	213.0	14:36:32.141
12		1:37.334	36.545	34.138	26.651	213.4	14:35:46.121	12	1:37.620	36.383	34.386	26.851	215.1	215.1	14:38:09.761
13		1:37.519	36.437	34.115	26.967	215.1	14:37:23.640	13	1:37.873	36.463	34.690	26.720	214.2	214.2	14:39:47.634
14		1:37.326	36.418	34.213	26.695	214.7	14:39:00.966	14	1:38.106	36.533	34.737	26.836	214.2	214.2	14:41:25.740
15		1:37.786	36.518	34.474	26.794	215.1	14:40:38.752	15	1:42.585 P	36.489	34.724	31.372	214.7	214.7	14:43:08.325
16		1:42.936 P	36.537	35.098	31.301	215.1	14:42:21.688								





Hungaroring
Euroformula Open
Free Practice - 2
Lap Analysis



11

Alex Karkosik

Dallara F312

Campos Racing

Lap D	Time	Sector 1	Sector 2	Sector 3	T. Spd	Elapsed
1	14:13:21.616	14:12:15.368	38.725	27.523		14:13:21.616
2	1:38.831	36.928	34.958	26.945	209.3	14:15:00.447
3	1:38.230	36.656	34.691	26.883	212.1	14:16:38.677
4	1:38.461	36.552	34.581	27.328	213.4	14:18:17.138
5	1:37.958	36.667	34.580	26.711	211.7	14:19:55.096
6	1:37.899	36.578	34.611	26.710	212.1	14:21:32.995
7	1:37.611	36.473	34.491	26.647	212.5	14:23:10.606
8	1:46.537 P	36.508	35.236	34.793	213.8	14:24:57.143
9	6:09.195	4:58.550	42.392	28.253		14:31:06.338
10	1:41.455	38.006	36.486	26.963	207.2	14:32:47.793
11	1:37.839	36.552	34.596	26.691	211.7	14:34:25.632
12	1:37.316	36.323	34.411	26.582	213.0	14:36:02.948
13	1:41.527	40.164	34.758	26.605	214.7	14:37:44.475
14	1:37.465	36.325	34.497	26.643	214.7	14:39:21.940
15	1:37.708	36.392	34.574	26.742	214.7	14:40:59.648
16	1:48.845 P	37.915	37.047	33.883	210.9	14:42:48.493

18

Marcos Siebert

Dallara F312

Campos Racing

Lap D	Time	Sector 1	Sector 2	Sector 3	T. Spd	Elapsed
1	14:12:57.496	14:11:44.721	41.754	31.021		14:12:57.496
2	1:45.363	40.400	36.811	28.152	176.7	14:14:42.859
3	1:50.788	43.698	39.014	28.076	190.4	14:16:33.647
4	1:38.222	36.611	34.895	26.716	213.4	14:18:11.869
5	1:37.902	36.676	34.580	26.646	215.1	14:19:49.771
6	1:37.793	36.447	34.538	26.808	214.2	14:21:27.564
7	1:37.381	36.372	34.372	26.637	213.8	14:23:04.945
8	1:43.007 P	36.687	34.631	31.689	216.0	14:24:47.952
9	8:51.004	7:46.858	36.838	27.308		14:33:38.956
10	1:39.096	37.197	35.341	26.558	211.3	14:35:18.052
11	1:36.693	36.311	33.978	26.404	214.7	14:36:54.745
12	1:36.609	36.273	33.745	26.591	214.7	14:38:31.354
13	2:08.157 P	46.855	43.940	37.362	181.2	14:40:39.511

19

Aldo Festante

R

Dallara F312

Fortec Motorsport

Lap D	Time	Sector 1	Sector 2	Sector 3	T. Spd	Elapsed
1	14:12:38.129	14:11:29.250	39.635	29.244		14:12:38.129
2	1:46.463	38.592	38.768	29.103	210.9	14:14:24.592
3	1:45.589	38.533	36.868	30.188	211.3	14:16:10.181
4	1:39.912	37.028	35.466	27.418	211.3	14:17:50.093
5	2:01.956 P	39.386	42.419	40.151	212.5	14:19:52.049
6	4:14.539	3:09.770	36.993	27.776		14:24:06.588
7	1:39.853	37.105	35.646	27.102	210.9	14:25:46.441
8	1:41.091	37.499	36.357	27.235	211.3	14:27:27.532
9	1:39.080	36.951	35.186	26.943	210.9	14:29:06.612
10	1:38.911	36.699	35.052	27.160	213.0	14:30:45.523
11	1:43.818	38.092	38.229	27.497	212.1	14:32:29.341
12	1:42.435	36.886	38.271	27.278	211.3	14:34:11.776
13	1:38.559	36.703	34.915	26.941	213.0	14:35:50.335
14	1:46.777	38.125	37.756	30.896	213.8	14:37:37.112
15	1:38.648	36.754	34.884	27.010	213.8	14:39:15.760
16	1:38.501	36.564	34.954	26.983	214.2	14:40:54.261
17	1:48.764 P	37.332	36.529	34.903	214.2	14:42:43.025

21

Calan Williams

Dallara F312

Fortec Motorsport

Lap D	Time	Sector 1	Sector 2	Sector 3	T. Spd	Elapsed
1	14:12:33.210	14:11:21.590	40.680	30.940		14:12:33.210
2	1:49.748	40.905	38.625	30.218	208.0	14:14:22.958
3	1:49.393	42.322	38.859	28.212	207.2	14:16:12.351
4	1:41.594	38.308	35.759	27.527	203.3	14:17:53.945
5	1:39.864	37.090	35.629	27.145	213.4	14:19:33.809
6	1:39.108	36.794	35.147	27.167	212.5	14:21:12.917
7	1:38.905	36.794	34.906	27.205	212.1	14:22:51.822
8	1:38.988	36.693	35.138	27.157	213.8	14:24:30.810
9	1:40.199	37.283	35.504	27.412	214.2	14:26:11.009
10	1:39.162	36.932	35.120	27.110	211.7	14:27:50.171
11	1:39.488	37.042	35.235	27.211	211.3	14:29:29.659
12	1:44.780	36.752	40.601	27.427	213.4	14:31:14.439
13	1:39.319	36.967	35.250	27.102	213.8	14:32:53.758
14	1:39.334	36.836	35.389	27.109	214.2	14:34:33.092
15	1:39.084	36.867	35.240	26.977	214.2	14:36:12.176
16	1:40.188	37.866	35.126	27.196	214.7	14:37:52.364
17	1:43.704 P	37.787	35.066	30.851	216.4	14:39:36.068

15

Yves Baltas

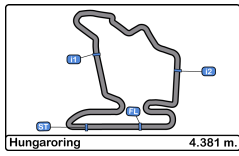
R

Dallara F312

Campos Racing

Lap D	Time	Sector 1	Sector 2	Sector 3	T. Spd	Elapsed
1	14:12:08.130	14:11:02.326	37.001	28.803		14:12:08.130
2	1:45.624	37.792	39.954	27.878	211.7	14:13:53.754
3	1:41.827	37.020	37.248	27.559	214.2	14:15:35.581
4	1:39.192	36.827	35.201	27.164	212.5	14:17:14.773
5	1:38.884	36.776	35.083	27.025	212.5	14:18:53.657
6	1:39.167	36.967	34.996	27.204	211.7	14:20:32.824
7	1:43.725 P	36.981	35.228	31.516	212.5	14:22:16.549
8	8:40.750	7:34.107	38.783	27.860		14:30:57.299
9	1:39.563	37.049	35.324	27.190	209.3	14:32:36.862
10	1:39.225	36.885	35.284	27.056	212.1	14:34:16.087
11	1:38.931	36.831	34.927	27.173	213.0	14:35:55.018
12	1:39.264	36.904	35.114	27.246	213.4	14:37:34.282
13	1:39.654	37.050	35.158	27.446	213.8	14:39:13.936
14	1:38.910	36.826	34.936	27.148	213.4	14:40:52.846
15	1:48.998 P	37.120	37.031	34.847	211.7	14:42:41.844





Hungaroring
Euroformula Open
Free Practice - 2
Lap Analysis



28

Cameron Das

Dallara F312

Carlin Motorsport

Lap	D	Time	Sector 1	Sector 2	Sector 3	T. Spd	Elapsed
1		14:12:10.130	14:11:05.348	36.658	28.124		14:12:10.130
2		1:40.659	37.612	35.778	27.269	210.9	14:13:50.789
3		1:51.026	37.074	41.764	32.188	211.7	14:15:41.815
4		1:39.225	37.017	34.950	27.258	212.1	14:17:21.040
5		1:39.090	37.668	34.656	26.766	212.5	14:19:00.130
6		1:38.832	36.736	34.643	27.453	212.5	14:20:38.962
7		1:38.608	36.781	34.823	27.004	212.1	14:22:17.570
8		1:42.329 P	36.779	34.814	30.736	212.5	14:23:59.899
9		7:20.290	6:17.178	35.689	27.423		14:31:20.189
10		1:37.861	36.843	34.412	26.606	209.3	14:32:58.050
11		1:37.259	36.486	34.204	26.569	211.7	14:34:35.309
12		1:37.481	36.467	34.303	26.711	213.0	14:36:12.790
13		1:38.782	36.491	34.318	27.973	216.8	14:37:51.572
14		1:45.732 P	39.639	34.896	31.197	213.0	14:39:37.304

34

Matheus Iorio

Dallara F312

Carlin Motorsport

Lap	D	Time	Sector 1	Sector 2	Sector 3	T. Spd	Elapsed
1		14:12:45.630	14:11:40.241	37.332	28.057		14:12:45.630
2		1:44.030	38.971	37.099	27.960	197.8	14:14:29.660
3		1:39.368	37.070	35.151	27.147	210.5	14:16:09.028
4		1:38.474	36.794	34.796	26.884	210.9	14:17:47.502
5		1:38.463	36.665	34.597	27.201	211.3	14:19:25.965
6		1:38.272	36.851	34.540	26.881	210.5	14:21:04.237
7		1:38.623	36.929	34.901	26.793	210.1	14:22:42.860
8		1:38.530	36.650	34.906	26.974	212.5	14:24:21.390
9		1:38.352	36.642	34.854	26.856	212.5	14:25:59.742
10		1:37.927	36.660	34.620	26.647	211.3	14:27:37.669
11		1:38.233	36.663	34.711	26.859	211.7	14:29:15.902
12		1:38.589	36.636	35.043	26.910	213.0	14:30:54.491
13		1:39.311	36.802	35.022	27.487	212.1	14:32:33.802
14		1:44.577 P	37.412	36.061	31.104	212.1	14:34:18.379

77

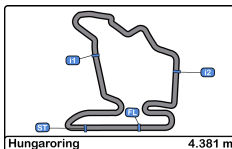
Guilherme Samaia

Dallara F312

RP Motorsport

Lap	D	Time	Sector 1	Sector 2	Sector 3	T. Spd	Elapsed
1		14:12:18.596	14:11:13.631	37.030	27.935		14:12:18.596
2		1:40.539	37.201	35.867	27.471	212.5	14:13:59.135
3		1:39.701	37.108	35.472	27.121	212.5	14:15:38.836
4		1:39.016	36.860	35.080	27.076	213.8	14:17:17.852
5		1:38.469	36.740	34.828	26.901	214.2	14:18:56.321
6		1:38.951	36.842	35.032	27.077	213.4	14:20:35.272
7		1:45.231 P	36.896	35.418	32.917	214.2	14:22:20.503
8		5:46.786	4:42.396	36.745	27.645		14:28:07.289
9		1:41.699	36.992	35.600	29.107	210.5	14:29:48.988
10		1:38.500	36.879	34.756	26.865	212.1	14:31:27.488
11		1:38.971	36.851	35.008	27.112	213.0	14:33:06.459
12		1:45.851 P	36.933	35.864	33.054	211.7	14:34:52.310
13		4:27.894	3:24.878	35.971	27.045		14:39:20.204
14		1:41.030	36.697	34.935	29.398	214.7	14:41:01.234
15		1:51.252 P	38.825	36.555	35.872	212.1	14:42:52.486



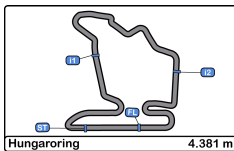


Hungaroring
Euroformula Open
Free Practice - 2
Best Sectors Results



Sector - 1				Sector - 2				Sector - 3				Ideal Lap vs Best Lap				
Clas	Nº	Driver	Time	Nº	Driver	Time	Nº	Driver	Time	Clas	Nº	Driver	Ideal Lap	Best Lap	Clas	
1	18	Marcos Siebert	36.273	18	Marcos Siebert	33.745	18	Marcos Siebert	26.404	1	18	Marcos Siebert	1:36.422	1:36.609	1	
2	11	Alex Karkosik	36.323	4	Felipe Drugovich	34.115	28	Cameron Das	26.569	2	10	Bent Viscaal	1:37.117	1:37.220	2	
3	10	Bent Viscaal	36.371	10	Bent Viscaal	34.151	11	Alex Karkosik	26.582	3	4	Felipe Drugovich	1:37.184	1:37.326	5	
4	4	Felipe Drugovich	36.418	28	Cameron Das	34.204	10	Bent Viscaal	26.595	4	28	Cameron Das	1:37.240	1:37.259	3	
5	28	Cameron Das	36.467	8	Lukas Dunner	34.344	34	Matheus Iorio	26.647	5	11	Alex Karkosik	1:37.316	1:37.316	4	
6	1	Leonard Hoogenboom	36.544	11	Alex Karkosik	34.411	4	Felipe Drugovich	26.651	6	34	Matheus Iorio	1:37.823	1:37.927	7	
7	19	Aldo Festante	36.564	34	Matheus Iorio	34.540	12	Christian Hahn	26.703	7	8	Lukas Dunner	1:37.855	1:38.024	9	
8	34	Matheus Iorio	36.636	12	Christian Hahn	34.540	1	Leonard Hoogenboom	26.745	8	1	Leonard Hoogenboom	1:37.866	1:37.947	8	
9	12	Christian Hahn	36.673	1	Leonard Hoogenboom	34.577	8	Lukas Dunner	26.821	9	12	Christian Hahn	1:37.916	1:37.916	6	
10	8	Lukas Dunner	36.690	77	Guilherme Samaia	34.756	77	Guilherme Samaia	26.865	10	77	Guilherme Samaia	1:38.318	1:38.469	10	
11	21	Calan Williams	36.693	19	Aldo Festante	34.884	19	Aldo Festante	26.941	11	19	Aldo Festante	1:38.389	1:38.501	11	
12	77	Guilherme Samaia	36.697	21	Calan Williams	34.906	21	Calan Williams	26.977	12	21	Calan Williams	1:38.576	1:38.905	13	
13	15	Yves Baltas	36.776	15	Yves Baltas	34.927	15	Yves Baltas	27.025	13	15	Yves Baltas	1:38.728	1:38.884	12	



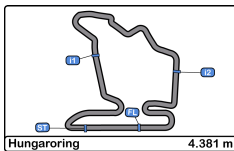


Hungaroring
Euroformula Open
Free Practice - 2
Best 5 Lap Times



Cls	Nº	Entrant	Nat	Driver	Nat	Cat	Cls	Chassis	Team	Best 1		Best 2		Best 3		Best 4		Best 5	
										Time	Lap	Time	Lap	Time	Lap	Time	Lap	Time	Lap
1	18	Campos Racing	ESP	Marcos Siebert	ARG			Dallara F312	Campos Racing	1:36.609	12	1:36.693	11	1:37.381	7	1:37.793	6	1:37.902	5
2	10	RACE	ESP	Bent Viscaal	NLD	R	1	Dallara F312	Teo Martin Motorsport	1:37.220	5	1:37.307	4	1:37.620	12	1:37.642	3	1:37.686	10
3	28	Carlin Motorsport	GBR	Cameron Das	USA			Dallara F312	Carlin Motorsport	1:37.259	11	1:37.481	12	1:37.861	10	1:38.608	7	1:38.782	13
4	11	Campos Racing	ESP	Alex Karkosik	POL			Dallara F312	Campos Racing	1:37.316	12	1:37.465	14	1:37.611	7	1:37.708	15	1:37.839	11
5	4	RP Motorsport	ITA	Felipe Drugovich	BRA			Dallara F312	RP Motorsport	1:37.326	14	1:37.334	12	1:37.519	13	1:37.575	5	1:37.661	11
6	12	Drivex School	ESP	Christian Hahn	BRA			Dallara F312	Drivex School	1:37.916	5	1:38.248	4	1:38.305	12	1:38.441	9	1:38.541	13
7	34	Carlin Motorsport	GBR	Matheus Iorio	BRA			Dallara F312	Carlin Motorsport	1:37.927	10	1:38.233	11	1:38.272	6	1:38.463	5	1:38.474	4
8	1	RP Motorsport	ITA	Leonard Hoogenboom	NLD	R	2	Dallara F312	RP Motorsport	1:37.947	13	1:38.207	7	1:38.298	15	1:38.335	12	1:38.364	6
9	8	Drivex School	ESP	Lukas Dunner	AUT	R	3	Dallara F312	Drivex School	1:38.024	7	1:38.079	11	1:38.082	10	1:38.161	5	1:38.177	8
10	77	RP Motorsport	ITA	Guilherme Samaia	BRA			Dallara F312	RP Motorsport	1:38.469	5	1:38.500	10	1:38.951	6	1:38.971	11	1:39.016	4
11	19	Fortec Motorsport	GBR	Aldo Festante	ITA	R	4	Dallara F312	Fortec Motorsport	1:38.501	16	1:38.559	13	1:38.648	15	1:38.911	10	1:39.080	9
12	15	Campos Racing	ESP	Yves Baltas	USA	R	5	Dallara F312	Campos Racing	1:38.884	5	1:38.910	14	1:38.931	11	1:39.167	6	1:39.192	4
13	21	Fortec Motorsport	GBR	Calan Williams	AUS			Dallara F312	Fortec Motorsport	1:38.905	7	1:38.988	8	1:39.084	15	1:39.108	6	1:39.162	10



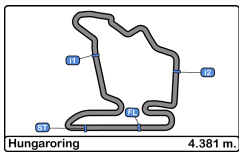


Hungaroring
Euroformula Open
Free Practice - 2
Best 5 Top Speeds



Cls	Nº	Entrant	Nat	Driver	Nat	Cat	Cls	Chassis	Team	Top 1		Top 2		Top 3		Top 4		Top 5		Avg
										Km/h	Lap	Km/h	Lap	Km/h	Lap	Km/h	Lap	Km/h	Lap	
1	28	Carlin Motorsport	GBR	Cameron Das	USA			Dallara F312	Carlin Motorsport	216.8	13	213.0	12	213.0	14	212.5	5	212.5	6	213.6
2	21	Fortec Motorsport	GBR	Calan Williams	AUS			Dallara F312	Fortec Motorsport	216.4	17	214.7	16	214.2	9	214.2	14	214.2	15	214.8
3	18	Campos Racing	ESP	Marcos Siebert	ARG			Dallara F312	Campos Racing	216.0	8	215.1	5	214.7	11	214.7	12	214.2	6	214.9
4	12	Drivex School	ESP	Christian Hahn	BRA			Dallara F312	Drivex School	215.5	14	213.4	15	212.5	3	212.5	13	211.7	2	213.1
5	4	RP Motorsport	ITA	Felipe Drugovich	BRA			Dallara F312	RP Motorsport	215.1	4	215.1	13	215.1	15	215.1	16	214.7	5	215.0
6	10	RACE	ESP	Bent Viscaal	NLD	R	1	Dallara F312	Teo Martin Motorsport	215.1	12	214.7	5	214.7	15	214.2	13	214.2	14	214.6
7	1	RP Motorsport	ITA	Leonard Hoogenboom	NLD	R	2	Dallara F312	RP Motorsport	214.7	14	214.2	15	213.8	8	213.8	16	213.4	5	214.0
8	11	Campos Racing	ESP	Alex Karkosik	POL			Dallara F312	Campos Racing	214.7	13	214.7	14	214.7	15	213.8	8	213.4	4	214.2
9	77	RP Motorsport	ITA	Guilherme Samaia	BRA			Dallara F312	RP Motorsport	214.7	14	214.2	5	214.2	7	213.8	4	213.4	6	214.1
10	15	Campos Racing	ESP	Yves Baltas	USA	R	3	Dallara F312	Campos Racing	214.2	3	213.8	13	213.4	12	213.4	14	213.0	11	213.6
11	19	Fortec Motorsport	GBR	Aldo Festante	ITA	R	4	Dallara F312	Fortec Motorsport	214.2	16	214.2	17	213.8	14	213.8	15	213.0	10	213.8
12	8	Drivex School	ESP	Lukas Dunner	AUT	R	5	Dallara F312	Drivex School	213.4	16	213.4	17	212.5	8	212.1	12	212.1	18	212.7
13	34	Carlin Motorsport	GBR	Matheus Iorio	BRA			Dallara F312	Carlin Motorsport	213.0	12	212.5	8	212.5	9	212.1	13	212.1	14	212.5



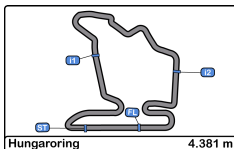


Hungaroring
Euroformula Open
Free Practice - 2
Fastest Laps Sequence



Lap	Time of Day	Session Time	Nº	Entrant	Nat	Driver	Nat	Cat	Chassis	Team	Time	Km/h
2	14:13:41.784	3:41.784	10	RACE	ESP	Bent Viscaal	NLD	R	Dallara F312	Teo Martin Motorsport	1:38.586	159.9
3	14:15:19.426	5:19.426	10	RACE	ESP	Bent Viscaal	NLD	R	Dallara F312	Teo Martin Motorsport	1:37.642	161.5
4	14:16:56.733	6:56.733	10	RACE	ESP	Bent Viscaal	NLD	R	Dallara F312	Teo Martin Motorsport	1:37.307	162.0
5	14:18:33.953	8:33.953	10	RACE	ESP	Bent Viscaal	NLD	R	Dallara F312	Teo Martin Motorsport	1:37.220	162.2
11	14:36:54.745	26:54.745	18	Campos Racing	ESP	Marcos Siebert	ARG		Dallara F312	Campos Racing	1:36.693	163.1
12	14:38:31.354	28:31.354	18	Campos Racing	ESP	Marcos Siebert	ARG		Dallara F312	Campos Racing	1:36.609	163.2



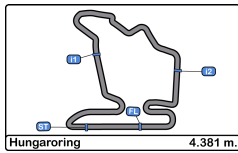


Hungaroring
Euroformula Open
Free Practice - 2
Event Best Maximum Speed



<u>Nº</u>	<u>Entrant</u>	<u>Nat</u>	<u>Driver</u>	<u>Nat</u>	<u>Cat</u>	<u>Clas</u>	<u>Chassis</u>	<u>Team</u>	<u>Km/h</u>	<u>Session</u>
28	Carlin Motorsport	GBR	Cameron Das	USA			Dallara F312	Carlin Motorsport	216.8	Free Practice - 2
34	Carlin Motorsport	GBR	Matheus Iorio	BRA			Dallara F312	Carlin Motorsport	216.4	Free Practice - 1
21	Fortec Motorsport	GBR	Calan Williams	AUS			Dallara F312	Fortec Motorsport	216.4	Free Practice - 2
10	RACE	ESP	Bent Viscaal	NLD	R	1	Dallara F312	Teo Martin Motorsport	216.0	Free Practice - 1
18	Campos Racing	ESP	Marcos Siebert	ARG			Dallara F312	Campos Racing	216.0	Free Practice - 2
12	Drivex School	ESP	Christian Hahn	BRA			Dallara F312	Drivex School	215.5	Free Practice - 2
4	RP Motorsport	ITA	Felipe Drugovich	BRA			Dallara F312	RP Motorsport	215.1	Free Practice - 2
1	RP Motorsport	ITA	Leonard Hoogenboom	NLD	R	2	Dallara F312	RP Motorsport	214.7	Free Practice - 1
11	Campos Racing	ESP	Alex Karkosik	POL			Dallara F312	Campos Racing	214.7	Free Practice - 2
77	RP Motorsport	ITA	Guilherme Samaia	BRA			Dallara F312	RP Motorsport	214.7	Free Practice - 2
15	Campos Racing	ESP	Yves Baltas	USA	R	3	Dallara F312	Campos Racing	214.2	Free Practice - 2
19	Fortec Motorsport	GBR	Aldo Festante	ITA	R	4	Dallara F312	Fortec Motorsport	214.2	Free Practice - 2
8	Drivex School	ESP	Lukas Dunner	AUT	R	5	Dallara F312	Drivex School	213.4	Free Practice - 2





Hungaroring
Euroformula Open
Free Practice - 2
Pit Stop Analysis



1 Leonard Hoogenboom R RP Motorsport
 Dallara F312

Nr.	In Day Time	In Time	Out Time	Pit Time	T. Pit Time	Handicap	Penalty
1	14:24:04.484	14:24:04.484	14:27:01.356	2:56.872	2:56.872		

4 Felipe Drugovich RP Motorsport
 Dallara F312

Nr.	In Day Time	In Time	Out Time	Pit Time	T. Pit Time	Handicap	Penalty
1	14:22:25.221	14:22:25.221	14:27:26.090	5:00.869	5:00.869		

8 Lukas Dunner R Drivex School
 Dallara F312

Nr.	In Day Time	In Time	Out Time	Pit Time	T. Pit Time	Handicap	Penalty
1	14:14:00.452	14:14:00.452	14:14:29.395	28.943	28.943		

10 Bent Viscaal R Teo Martin Motorsport
 Dallara F312

Nr.	In Day Time	In Time	Out Time	Pit Time	T. Pit Time	Handicap	Penalty
1	14:22:06.583	14:22:06.583	14:29:52.822	7:46.239	7:46.239		

11 Alex Karkosik Campos Racing
 Dallara F312

Nr.	In Day Time	In Time	Out Time	Pit Time	T. Pit Time	Handicap	Penalty
1	14:24:53.213	14:24:53.213	14:29:10.078	4:16.865	4:16.865		

12 Christian Hahn Drivex School
 Dallara F312

Nr.	In Day Time	In Time	Out Time	Pit Time	T. Pit Time	Handicap	Penalty
1	14:20:20.697	14:20:20.697	14:25:00.104	4:39.407	4:39.407		

15 Yves Baltas R Campos Racing
 Dallara F312

Nr.	In Day Time	In Time	Out Time	Pit Time	T. Pit Time	Handicap	Penalty
1	14:22:14.080	14:22:14.080	14:29:10.990	6:56.910	6:56.910		

18 Marcos Siebert Campos Racing
 Dallara F312

Nr.	In Day Time	In Time	Out Time	Pit Time	T. Pit Time	Handicap	Penalty
1	14:24:45.315	14:24:45.315	14:31:56.439	7:11.124	7:11.124		

19 Aldo Festante R Fortec Motorsport
 Dallara F312

Nr.	In Day Time	In Time	Out Time	Pit Time	T. Pit Time	Handicap	Penalty
1	14:19:49.381	14:19:49.381	14:22:26.744	2:37.363	2:37.363		

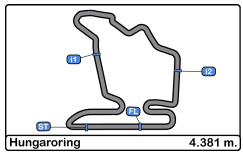
28 Cameron Das Carlin Motorsport
 Dallara F312

Nr.	In Day Time	In Time	Out Time	Pit Time	T. Pit Time	Handicap	Penalty
1	14:23:57.397	14:23:57.397	14:29:41.192	5:43.795	5:43.795		

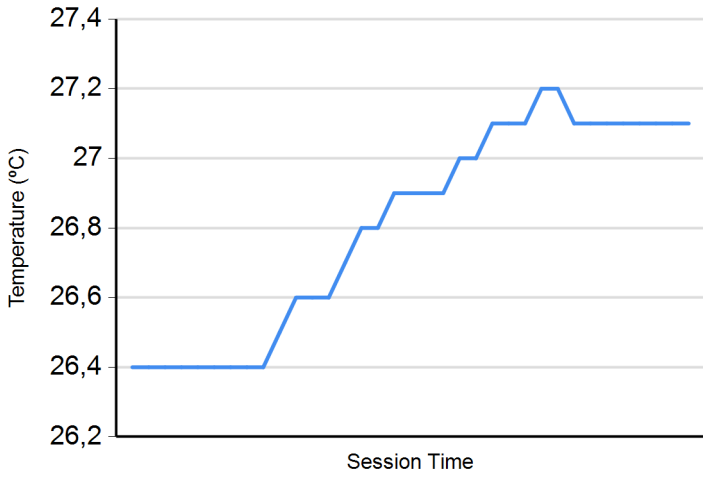
77 Guilherme Samaia RP Motorsport
 Dallara F312

Nr.	In Day Time	In Time	Out Time	Pit Time	T. Pit Time	Handicap	Penalty
1	14:22:17.764	14:22:17.764	14:26:26.483	4:08.719	4:08.719		
2	14:34:49.378	14:34:49.378	14:37:39.769	2:50.391	6:59.110		

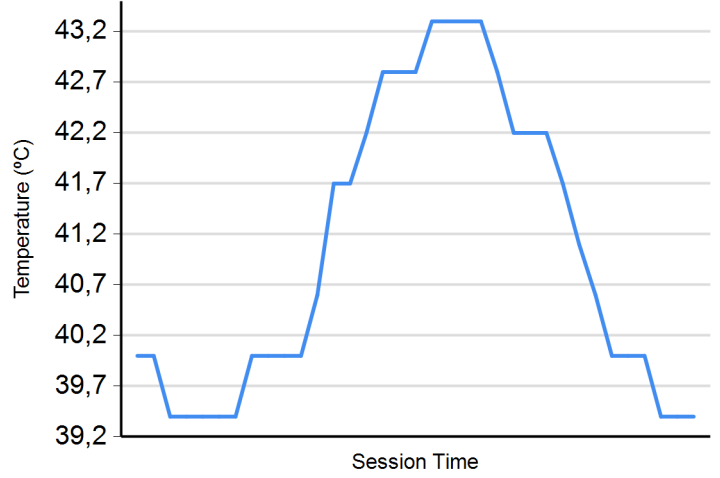




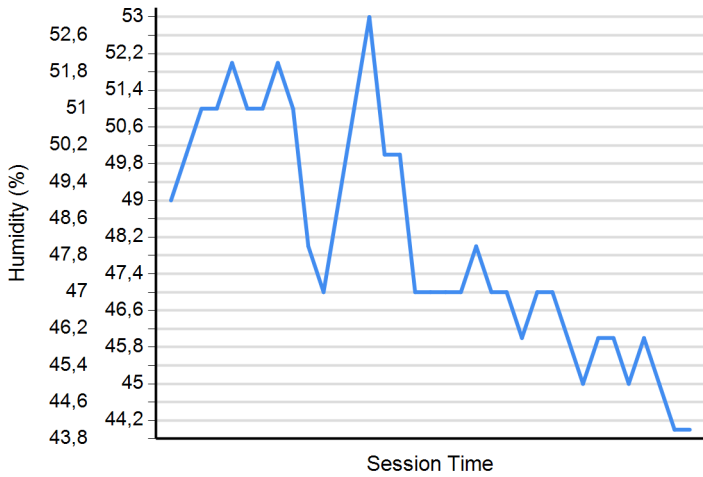
Air Temperature



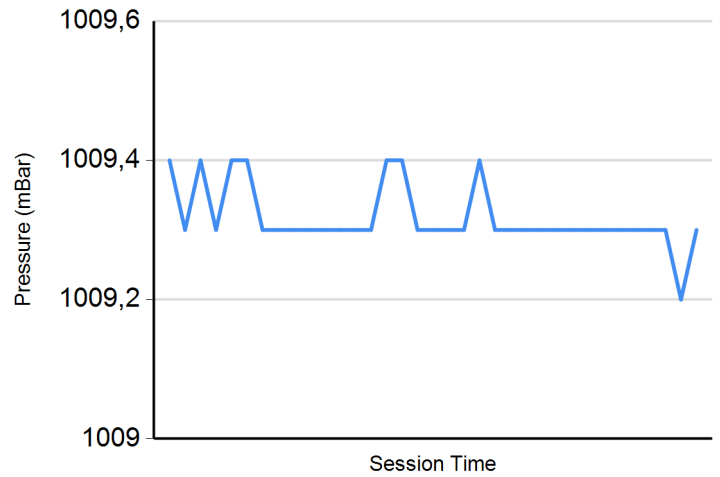
Track Temperature



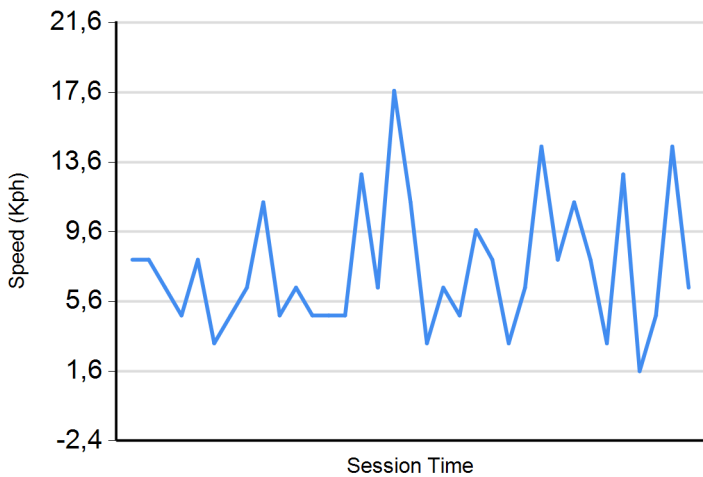
Humidity



Pressure

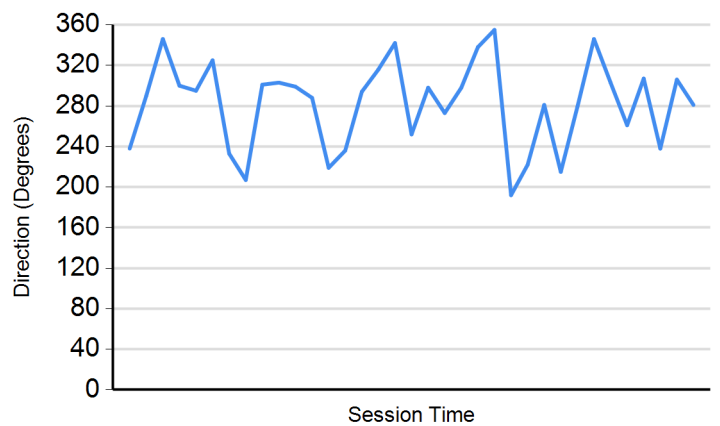


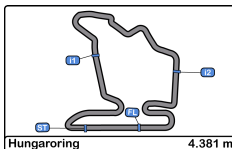
Wind Speed



Wind direction

North = 0°/360° Est = 90° South = 180° West = 270°





Hungaroring
Euroformula Open
Free Practice 1 - 2
Results



Cls	Nº	Entrant	Nat	Driver	Nat	Cat	Cls	Chassis	Team	Laps	Free Practice - 1	Free Practice - 2	Best	Gap	Interval	Km/h		
1	18	Campos Racing	ESP	Marcos Siebert	ARG			Dallara F312	Campos Racing	23	1:37.616	6	1:36.609	12	1:36.609		163.2	
2	10	RACE	ESP	Bent Viscaal	NLD	R	1	Dallara F312	Teo Martin Motorsport	25	1:38.116	6	1:37.220	5	1:37.220	0.611	0.611	162.2
3	28	Carlin Motorsport	GBR	Cameron Das	USA			Dallara F312	Carlin Motorsport	24	1:38.902	6	1:37.259	11	1:37.259	0.650	0.039	162.1
4	11	Campos Racing	ESP	Alex Karkosik	POL			Dallara F312	Campos Racing	27	1:37.611	10	1:37.316	12	1:37.316	0.707	0.057	162.0
5	4	RP Motorsport	ITA	Felipe Drugovich	BRA			Dallara F312	RP Motorsport	27	1:38.171	6	1:37.326	14	1:37.326	0.717	0.010	162.0
6	8	Drivex School	ESP	Lukas Dunner	AUT	R	2	Dallara F312	Drivex School	30	1:37.885	7	1:38.024	7	1:37.885	1.276	0.559	161.1
7	34	Carlin Motorsport	GBR	Matheus Iorio	BRA			Dallara F312	Carlin Motorsport	26	1:37.896	7	1:37.927	10	1:37.896	1.287	0.011	161.1
8	12	Drivex School	ESP	Christian Hahn	BRA			Dallara F312	Drivex School	27	1:38.478	10	1:37.916	5	1:37.916	1.307	0.020	161.0
9	1	RP Motorsport	ITA	Leonard Hoogenboom	NLD	R	3	Dallara F312	RP Motorsport	29	1:38.256	12	1:37.947	13	1:37.947	1.338	0.031	161.0
10	77	RP Motorsport	ITA	Guilherme Samaia	BRA			Dallara F312	RP Motorsport	26	1:38.872	8	1:38.469	5	1:38.469	1.860	0.522	160.1
11	19	Fortec Motorsport	GBR	Aldo Festante	ITA	R	4	Dallara F312	Fortec Motorsport	28	1:38.916	6	1:38.501	16	1:38.501	1.892	0.032	160.1
12	21	Fortec Motorsport	GBR	Calan Williams	AUS			Dallara F312	Fortec Motorsport	27	1:38.795	7	1:38.905	7	1:38.795	2.186	0.294	159.6
13	15	Campos Racing	ESP	Yves Baltas	USA	R	5	Dallara F312	Campos Racing	25	1:39.063	6	1:38.884	5	1:38.884	2.275	0.089	159.4

Published at:.....

Stewards:	Race Director:	Timekeeper:

