

Hungaroring
Euroformula Open
Free Practice - 3
Provisional Results



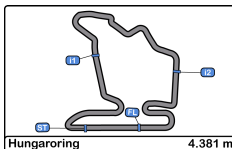
Clas	Nº	Entrant	Nat	Driver	Nat	Cat	Clas	Chassis	Team	Laps	Best	Time	Gap	Interval	Km/h
1	10	RACE	ESP	Bent Viscaal	NLD	R	1	Dallara F312	Teo Martin Motorsport	16	14	1:37.210			162.2
2	8	Drivex School	ESP	Lukas Dunner	AUT	R	2	Dallara F312	Drivex School	13	12	1:37.502	0.292	0.292	161.7
3	4	RP Motorsport	ITA	Felipe Drugovich	BRA			Dallara F312	RP Motorsport	12	6	1:37.509	0.299	0.007	161.7
4	11	Campos Racing	ESP	Alex Karkosik	POL			Dallara F312	Campos Racing	16	15	1:37.518	0.308	0.009	161.7
5	18	Campos Racing	ESP	Marcos Siebert	ARG			Dallara F312	Campos Racing	18	14	1:37.653	0.443	0.135	161.5
6	1	RP Motorsport	ITA	Leonard Hoogenboom	NLD	R	3	Dallara F312	RP Motorsport	14	13	1:37.867	0.657	0.214	161.1
7	34	Carlin Motorsport	GBR	Matheus Iorio	BRA			Dallara F312	Carlin Motorsport	13	9	1:37.919	0.709	0.052	161.0
8	12	Drivex School	ESP	Christian Hahn	BRA			Dallara F312	Drivex School	16	15	1:38.059	0.849	0.140	160.8
9	21	Fortec Motorsport	GBR	Calan Williams	AUS			Dallara F312	Fortec Motorsport	17	13	1:38.175	0.965	0.116	160.6
10	77	RP Motorsport	ITA	Guilherme Samaia	BRA			Dallara F312	RP Motorsport	15	11	1:38.248	1.038	0.073	160.5
11	28	Carlin Motorsport	GBR	Cameron Das	USA			Dallara F312	Carlin Motorsport	14	7	1:38.340	1.130	0.092	160.3
12	19	Fortec Motorsport	GBR	Aldo Festante	ITA	R	4	Dallara F312	Fortec Motorsport	16	9	1:38.690	1.480	0.350	159.8
13	15	Campos Racing	ESP	Yves Baltas	USA	R	5	Dallara F312	Campos Racing	16	15	1:39.211	2.001	0.521	158.9

Published at:.....

Track Temp: 43.3 °C Air Temp: 27.4 °C Humidity: 44 % Track Status: DRY

Stewards:	Race Director:	Timekeeper: 
-----------	----------------	---





Hungaroring
Euroformula Open
Free Practice - 3
Provisional Results by Class



Clas	Nº	Entrant	Nat	Driver	Nat	Cat	Clas	Chassis	Team	Laps	Best	Time	Gap	Interval	Km/h
1	4	RP Motorsport	ITA	Felipe Drugovich	BRA			Dallara F312	RP Motorsport	12	6	1:37.509			161.7
2	11	Campos Racing	ESP	Alex Karkosik	POL			Dallara F312	Campos Racing	16	15	1:37.518	0.009	0.009	161.7
3	18	Campos Racing	ESP	Marcos Siebert	ARG			Dallara F312	Campos Racing	18	14	1:37.653	0.144	0.135	161.5
4	34	Carlin Motorsport	GBR	Matheus Iorio	BRA			Dallara F312	Carlin Motorsport	13	9	1:37.919	0.410	0.266	161.0
5	12	Drivex School	ESP	Christian Hahn	BRA			Dallara F312	Drivex School	16	15	1:38.059	0.550	0.140	160.8
6	21	Fortec Motorsport	GBR	Calan Williams	AUS			Dallara F312	Fortec Motorsport	17	13	1:38.175	0.666	0.116	160.6
7	77	RP Motorsport	ITA	Guilherme Samaia	BRA			Dallara F312	RP Motorsport	15	11	1:38.248	0.739	0.073	160.5
8	28	Carlin Motorsport	GBR	Cameron Das	USA			Dallara F312	Carlin Motorsport	14	7	1:38.340	0.831	0.092	160.3

Rookie

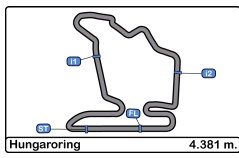
1	10	RACE	ESP	Bent Viscaal	NLD	R	1	Dallara F312	Teo Martin Motorsport	16	14	1:37.210			162.2
2	8	Drivex School	ESP	Lukas Dunner	AUT	R	2	Dallara F312	Drivex School	13	12	1:37.502	0.292	0.292	161.7
3	1	RP Motorsport	ITA	Leonard Hoogenboom	NLD	R	3	Dallara F312	RP Motorsport	14	13	1:37.867	0.657	0.365	161.1
4	19	Fortec Motorsport	GBR	Aldo Festante	ITA	R	4	Dallara F312	Fortec Motorsport	16	9	1:38.690	1.480	0.823	159.8
5	15	Campos Racing	ESP	Yves Baltas	USA	R	5	Dallara F312	Campos Racing	16	15	1:39.211	2.001	0.521	158.9

Published at:.....

Track Temp: 43.3 °C Air Temp: 27.4 °C Humidity: 44 % Track Status: DRY

Stewards:	Race Director:	Timekeeper: 
-----------	----------------	---





Hungaroring
Euroformula Open
Free Practice - 3
Lap Analysis



1 Leonard Hoogenboom R Dallara F312 **10** Bent Viscaal R Dallara F312
 RP Motorsport Teo Martin Motorsport

Lap	D	Time	Sector 1	Sector 2	Sector 3	T. Spd	Elapsed	Lap	D	Time	Sector 1	Sector 2	Sector 3	T. Spd	Elapsed
1		16:42:17.801 P	16:40:58.478	37.853	41.470		16:42:17.801	1		16:42:32.992 P	16:41:15.449	39.987	37.556		16:42:32.992
2		2:49.820 P	1:31.570	37.723	40.527		16:45:07.621	2		2:36.695	1:28.677	38.923	29.095		16:45:09.687
3		2:18.659	1:11.851	38.857	27.951		16:47:26.280	3		1:47.119	40.785	37.287	29.047	209.7	16:46:56.806
4		1:40.245	36.868	35.294	28.083	212.1	16:49:06.525	4		1:47.658	41.854	37.449	28.355	210.1	16:48:44.464
5		1:39.077	36.888	35.084	27.105	212.5	16:50:45.602	5		1:41.394	38.161	35.640	27.593	213.0	16:50:25.858
6		1:57.903 P	37.457	42.551	37.895	213.8	16:52:43.505	6		2:00.559 P	41.790	38.785	39.984	166.9	16:52:26.417
7		7:24.934	6:20.190	37.224	27.520		17:00:08.439	7		2:19.083	1:14.787	37.094	27.202		16:54:45.500
8		1:38.864	36.899	35.076	26.889	212.1	17:01:47.303	8		1:38.333	36.772	34.766	26.795	213.0	16:56:23.833
9		1:38.647	36.701	34.800	27.146	211.7	17:03:25.950	9		1:39.285	36.437	35.910	26.938	214.2	16:58:03.118
10		1:38.931	36.701	34.940	27.290	213.0	17:05:04.881	10		1:38.124	36.421	34.855	26.848	213.8	16:59:41.242
11		1:38.302	36.652	34.733	26.917	213.4	17:06:43.183	11		1:38.822	37.118	34.856	26.848	214.7	17:01:20.064
12		1:39.021	37.052	35.190	26.779	213.4	17:08:22.204	12		1:37.513	36.461	34.311	26.741	214.7	17:02:57.577
13		1:37.867	36.615	34.475	26.777	212.5	17:10:00.071	13		1:37.501	36.490	34.406	26.605	214.7	17:04:35.078
14		1:46.818 P	36.592	34.889	35.337	212.1	17:11:46.889	14		1:37.210	36.339	34.198	26.673	214.7	17:06:12.288
15								15		1:37.538	36.491	34.304	26.743	214.7	17:07:49.826
16								16		1:44.143 P	36.743	35.787	31.613	213.8	17:09:33.969

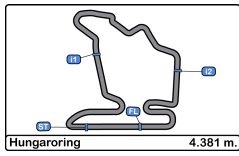
4 Felipe Drugovich Dallara F312
 RP Motorsport Alex Karkosik Dallara F312

Lap	D	Time	Sector 1	Sector 2	Sector 3	T. Spd	Elapsed	Lap	D	Time	Sector 1	Sector 2	Sector 3	T. Spd	Elapsed
1		16:42:25.187 P	16:41:08.083	37.289	39.815		16:42:25.187	1		16:43:14.480	16:42:08.866	37.793	27.821		16:43:14.480
2		2:56.900	1:54.061	35.620	27.219		16:45:22.087	2		1:40.143	37.156	35.713	27.274	209.7	16:44:54.623
3		1:38.862	36.857	35.037	26.968	213.0	16:47:00.949	3		1:38.676	36.775	34.905	26.996	211.7	16:46:33.299
4		1:38.443	36.935	34.686	26.822	215.5	16:48:39.392	4		1:38.343	36.756	34.765	26.822	212.1	16:48:11.642
5		1:37.881	36.566	34.606	26.709	215.1	16:50:17.273	5		1:39.378	36.616	35.533	27.229	214.2	16:49:51.020
6		1:37.509	36.449	34.410	26.650	215.5	16:51:54.782	6		1:46.776 P	37.464	35.219	34.093	211.7	16:51:37.796
7		1:37.665	36.431	34.495	26.739	215.1	16:53:32.447	7		2:41.089 P	1:28.659	36.054	36.376		16:54:18.885
8		1:37.798	36.537	34.532	26.729	215.1	16:55:10.245	8		4:30.782	3:18.537	42.614	29.631		16:58:49.667
9		1:37.598	36.514	34.441	26.643	215.1	16:56:47.843	9		1:38.637	36.993	34.858	26.786	208.4	17:00:28.304
10		1:37.588	36.460	34.450	26.678	215.5	16:58:25.431	10		1:37.947	36.642	34.651	26.654	212.1	17:02:06.251
11		1:37.565	36.583	34.310	26.672	214.7	17:00:02.996	11		1:37.571	36.615	34.350	26.606	213.0	17:03:43.822
12		1:51.886 P	36.429	34.237	41.220	215.1	17:01:54.882	12		1:37.534	36.349	34.480	26.705	213.0	17:05:21.356
13								13		1:54.321	41.210	43.504	29.607	215.1	17:07:15.677
14								14		1:38.482	36.485	35.036	26.961	211.7	17:08:54.159
15								15		1:37.518	36.542	34.290	26.686	210.9	17:10:31.677
16								16		1:52.571 P	37.767	37.764	37.040	212.5	17:12:24.248

8 Lukas Dunner R Dallara F312
 Drivex School Christian Hahn Dallara F312

Lap	D	Time	Sector 1	Sector 2	Sector 3	T. Spd	Elapsed	Lap	D	Time	Sector 1	Sector 2	Sector 3	T. Spd	Elapsed
1		16:42:39.467 P	16:41:12.533	46.678	40.256		16:42:39.467	1		16:42:20.281	16:41:14.053	37.641	28.587		16:42:20.281
2		2:44.366 P	1:29.539	38.645	36.182		16:45:23.833	2		1:40.718	37.483	35.709	27.526	210.5	16:44:00.999
3		2:12.970	1:04.739	38.581	29.650		16:47:36.803	3		1:39.151	37.233	34.901	27.017	210.1	16:45:40.150
4		1:45.275	39.144	37.110	29.021	209.3	16:49:22.078	4		1:38.733	36.954	34.602	27.177	210.5	16:47:18.883
5		1:53.235	44.320	40.938	27.977	210.5	16:51:15.313	5		1:38.787	36.960	34.861	26.966	211.7	16:48:57.670
6		1:39.455	37.167	35.145	27.143	210.9	16:52:54.768	6		1:38.512	36.784	34.573	27.155	209.7	16:50:36.182
7		1:43.606 P	37.019	34.763	31.824	210.9	16:54:38.374	7		1:38.214	36.645	34.475	27.094	212.5	16:52:14.396
8		7:32.030	6:23.135	39.616	29.279		17:02:10.404	8		1:43.721 P	36.589	34.602	32.530	211.3	16:53:58.117
9		1:39.076	37.394	34.809	26.873	208.4	17:03:49.480	9		6:19.064	5:13.471	37.927	27.666		17:00:17.181
10		1:38.029	36.853	34.354	26.822	211.3	17:05:27.509	10		1:40.917	37.370	35.791	27.756	206.8	17:01:58.098
11		1:37.577	36.641	34.319	26.617	213.0	17:07:05.086	11		1:39.068	37.076	34.836	27.156	209.7	17:03:37.166
12		1:37.502	36.566	34.282	26.654	212.1	17:08:42.588	12		1:53.647	36.756	34.336	42.555	210.5	17:05:30.813
13		1:37.692	36.585	34.433	26.674	211.3	17:10:20.280	13		1:39.266	37.379	34.932	26.955	211.7	17:07:10.079
14			37.045	35.230		210.9		14		1:39.237	36.703	35.647	26.887	212.5	17:08:49.316
15								15		1:38.059	36.782	34.498	26.779	209.7	17:10:27.375
16								16		1:57.810 P	39.079	36.729	42.002	208.8	17:12:25.185





Hungaroring
Euroformula Open
Free Practice - 3
Lap Analysis



15 Yves Baltas R Dallara F312 **19** Aldo Festante R Dallara F312

Campos Racing

Fortec Motorsport

Lap	D	Time	Sector 1	Sector 2	Sector 3	T. Spd	Elapsed	Lap	D	Time	Sector 1	Sector 2	Sector 3	T. Spd	Elapsed
1		16:41:53.527 P	16:40:41.879	37.793	33.855		16:41:53.527	1		16:42:35.113	16:41:26.518	39.089	29.506		16:42:35.113
2		2:49.598 P	1:39.820	37.129	32.649		16:44:43.125	2		1:45.043	38.271	37.850	28.922	208.8	16:44:20.156
3		2:16.060	1:08.499	37.376	30.185		16:46:59.185	3		1:44.475	38.118	37.591	28.766	209.7	16:46:04.631
4		1:43.224	37.230	38.191	27.803	212.1	16:48:42.409	4		1:42.333	37.566	36.252	28.515	210.1	16:47:46.964
5		1:40.487	37.062	35.870	27.555	213.0	16:50:22.896	5		2:02.655 P	41.129	43.760	37.766	204.1	16:49:49.619
6		1:40.025	37.037	35.563	27.425	212.5	16:52:02.921	6		4:14.751	3:09.416	37.580	27.755		16:54:04.370
7		1:39.626	36.820	35.449	27.357	212.1	16:53:42.547	7		1:40.115	37.375	35.523	27.217	209.3	16:55:44.485
8		1:40.121	37.032	35.662	27.427	212.1	16:55:22.668	8		1:39.682	36.933	35.617	27.132	211.3	16:57:24.167
9		1:39.503	37.041	35.209	27.253	211.7	16:57:02.171	9		1:38.690	36.685	34.935	27.070	212.1	16:59:02.857
10		1:39.839	37.069	35.550	27.220	213.0	16:58:42.010	10		1:38.982	36.879	35.023	27.080	211.7	17:00:41.839
11		1:39.250	36.751	35.134	27.365	211.7	17:00:21.260	11		1:45.024	38.509	38.084	28.431	212.1	17:02:26.863
12		1:39.421	36.990	35.298	27.133	213.4	17:02:00.681	12		1:41.993	37.016	36.619	28.358	211.3	17:04:08.856
13		1:39.423	36.844	35.343	27.236	213.8	17:03:40.104	13		1:38.931	36.763	35.010	27.158	214.2	17:05:47.787
14		1:39.474	37.043	35.174	27.257	213.4	17:05:19.578	14		1:38.744	36.654	34.925	27.165	214.2	17:07:26.531
15		1:39.211	36.833	35.078	27.300	213.0	17:06:58.789	15		1:39.166	36.608	35.186	27.372	213.0	17:09:05.697
16		1:51.904 P	36.703	35.116	40.085	212.1	17:08:50.693	16		1:50.803 P	36.919	37.660	36.224	211.3	17:10:56.500

18 Marcos Siebert Dallara F312 **21** Calan Williams Dallara F312

Campos Racing

Fortec Motorsport

Lap	D	Time	Sector 1	Sector 2	Sector 3	T. Spd	Elapsed	Lap	D	Time	Sector 1	Sector 2	Sector 3	T. Spd	Elapsed
1		16:42:10.157 P	16:40:54.302	40.364	35.491		16:42:10.157	1		16:42:11.880	16:41:00.197	37.343	34.340		16:42:11.880
2		2:36.917	1:33.818	35.615	27.484		16:44:47.074	2		1:40.286	37.462	35.407	27.417	207.6	16:43:52.166
3		1:38.962	36.765	35.038	27.159	211.7	16:46:26.036	3		1:39.430	36.819	35.245	27.366	213.4	16:45:31.596
4		1:38.382	36.773	34.718	26.891	214.7	16:48:04.418	4		1:38.726	36.877	34.915	26.934	213.4	16:47:10.322
5		1:38.856	36.782	34.914	27.160	214.7	16:49:43.274	5		1:38.549	36.739	34.880	26.930	213.0	16:48:48.871
6		1:38.068	36.523	34.654	26.891	214.2	16:51:21.342	6		1:38.473	36.614	34.826	27.033	214.2	16:50:27.344
7		1:38.404	36.673	34.707	27.024	214.2	16:52:59.746	7		1:40.269	36.637	36.185	27.447	215.5	16:52:07.613
8		1:38.390	36.748	34.576	27.066	215.1	16:54:38.136	8		1:38.441	36.573	34.769	27.099	213.8	16:53:46.054
9		1:38.782	36.761	34.858	27.163	216.4	16:56:16.918	9		1:39.062	37.125	34.877	27.060	214.2	16:55:25.116
10		1:42.446 P	36.780	34.808	30.858	216.4	16:57:59.364	10		1:47.296 P	37.447	36.468	33.381	213.0	16:57:12.412
11		2:52.171	1:50.074	35.043	27.054		17:00:51.535	11		5:58.322	4:55.268	35.626	27.428		17:03:10.734
12		1:37.983	36.611	34.517	26.855	214.7	17:02:29.518	12		1:38.870	37.082	34.776	27.012	210.1	17:04:49.604
13		1:38.176	36.699	34.644	26.833	216.0	17:04:07.694	13		1:38.175	36.740	34.580	26.855	212.1	17:06:27.779
14		1:37.653	36.522	34.358	26.773	214.7	17:05:45.347	14		1:38.385	36.749	34.681	26.955	213.0	17:08:06.164
15		1:37.844	36.644	34.402	26.798	214.2	17:07:23.191	15		1:38.336	36.865	34.515	26.956	212.1	17:09:44.500
16		1:38.066	36.568	34.355	27.143	214.7	17:09:01.257	16		1:38.944	36.701	34.543	27.700	211.7	17:11:23.444
17		1:37.754	36.518	34.344	26.892	213.8	17:10:39.011	17		1:47.631 P	37.169	36.555	33.907	210.5	17:13:11.075
18		1:46.774 P	36.766	35.223	34.785	214.7	17:12:25.785								

28 Cameron Das Dallara F312

Carlin Motorsport

Lap	D	Time	Sector 1	Sector 2	Sector 3	T. Spd	Elapsed
1		16:43:22.788 P	16:42:10.718	39.546	32.524		16:43:22.788
2		2:21.849	1:16.882	35.427	29.540		16:45:44.637
3		1:39.250	37.088	35.015	27.147	210.9	16:47:23.887
4		1:38.567	36.919	34.740	26.908	212.1	16:49:02.454
5		1:38.506	36.773	34.702	27.031	213.8	16:50:40.960
6		1:38.491	36.641	34.858	26.992	214.2	16:52:19.451
7		1:38.340	36.718	34.655	26.967	213.4	16:53:57.791
8		1:38.821	36.895	35.055	26.871	212.1	16:55:36.612
9		1:38.893	36.895	34.932	27.066	212.1	16:57:15.505
10		1:38.381	36.849	34.666	26.866	211.7	16:58:53.886
11		1:41.093	36.724	37.336	27.033	213.4	17:00:34.979
12		1:39.052	36.845	34.816	27.391	212.5	17:02:14.031
13		1:38.851	36.919	34.993	26.939	212.5	17:03:52.882
14		1:46.475 P	38.264	35.486	32.725	212.5	17:05:39.357





Hungaroring
Euroformula Open
Free Practice - 3
Lap Analysis



34

Matheus Iorio

Dallara F312

Carlin Motorsport

Lap	D	Time	Sector 1	Sector 2	Sector 3	T. Spd	Elapsed
1		16:43:16.262 P	16:41:45.019	41.864	49.379		16:43:16.262
2		2:25.023 P	1:14.950	37.461	32.612		16:45:41.285
3		2:12.802	1:08.822	36.411	27.569		16:47:54.087
4		1:44.233 P	37.160	35.798	31.275	211.3	16:49:38.320
5		4:58.476	3:55.102	36.170	27.204		16:54:36.796
6		1:39.020	36.919	35.142	26.959	211.7	16:56:15.816
7		1:38.643	36.764	34.823	27.056	212.5	16:57:54.459
8		1:38.153	36.589	34.727	26.837	212.5	16:59:32.612
9		1:37.919	36.530	34.579	26.810	213.0	17:01:10.531
10		1:48.780	39.855	38.479	30.446	212.5	17:02:59.311
11		1:42.597	36.618	38.568	27.411	211.3	17:04:41.908
12		1:38.176	36.474	34.692	27.010	213.4	17:06:20.084
13		1:46.702 P	37.869	37.688	31.145	213.4	17:08:06.786

77

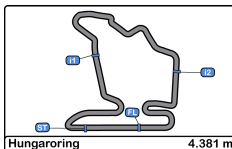
Guilherme Samaia

Dallara F312

RP Motorsport

Lap	D	Time	Sector 1	Sector 2	Sector 3	T. Spd	Elapsed
1		16:42:09.263	16:40:59.432	37.739	32.092		16:42:09.263
2		1:41.581	37.923	36.136	27.522	208.4	16:43:50.844
3		1:39.639	37.149	35.368	27.122	211.3	16:45:30.483
4		1:44.736	39.810	37.015	27.911	212.5	16:47:15.219
5		1:44.777	37.025	37.346	30.406	212.5	16:48:59.996
6		1:39.146	36.981	35.082	27.083	214.2	16:50:39.142
7		1:52.031 P	36.824	39.232	35.975	215.1	16:52:31.173
8		5:07.743	4:01.879	37.653	28.211		16:57:38.916
9		1:39.322	37.184	35.153	26.985	211.7	16:59:18.238
10		1:38.263	36.674	34.684	26.905	213.0	17:00:56.501
11		1:38.248	36.708	34.535	27.005	213.8	17:02:34.749
12		1:38.382	36.843	34.607	26.932	213.8	17:04:13.131
13		1:38.328	36.643	34.756	26.929	214.7	17:05:51.459
14		1:38.664	36.666	34.691	27.307	215.1	17:07:30.123
15		2:00.683 P	39.069	38.260	43.354	213.8	17:09:30.806



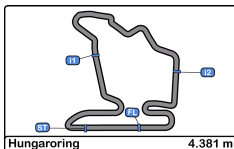


Hungaroring
Euroformula Open
Free Practice - 3
Best Sectors Results



Sector - 1				Sector - 2				Sector - 3				Ideal Lap vs Best Lap				
Clas	Nº	Driver	Time	Nº	Driver	Time	Nº	Driver	Time	Clas	Nº	Driver	Ideal Lap	Best Lap	Clas	
1	10	Bent Viscaal	36.339	10	Bent Viscaal	34.198	10	Bent Viscaal	26.605	1	10	Bent Viscaal	1:37.142	1:37.210	1	
2	11	Alex Karkosik	36.349	4	Felipe Drugovich	34.237	11	Alex Karkosik	26.606	2	11	Alex Karkosik	1:37.245	1:37.518	4	
3	4	Felipe Drugovich	36.429	8	Lukas Dunner	34.282	8	Lukas Dunner	26.617	3	4	Felipe Drugovich	1:37.309	1:37.509	3	
4	34	Matheus Iorio	36.474	11	Alex Karkosik	34.290	4	Felipe Drugovich	26.643	4	8	Lukas Dunner	1:37.465	1:37.502	2	
5	18	Marcos Siebert	36.518	12	Christian Hahn	34.336	18	Marcos Siebert	26.773	5	18	Marcos Siebert	1:37.635	1:37.653	5	
6	8	Lukas Dunner	36.566	18	Marcos Siebert	34.344	1	Leonard Hoogenboom	26.777	6	12	Christian Hahn	1:37.704	1:38.059	8	
7	21	Calan Williams	36.573	1	Leonard Hoogenboom	34.475	12	Christian Hahn	26.779	7	1	Leonard Hoogenboom	1:37.844	1:37.867	6	
8	12	Christian Hahn	36.589	21	Calan Williams	34.515	34	Matheus Iorio	26.810	8	34	Matheus Iorio	1:37.863	1:37.919	7	
9	1	Leonard Hoogenboom	36.592	77	Guilherme Samaia	34.535	21	Calan Williams	26.855	9	21	Calan Williams	1:37.943	1:38.175	9	
10	19	Aldo Festante	36.608	34	Matheus Iorio	34.579	28	Cameron Das	26.866	10	77	Guilherme Samaia	1:38.083	1:38.248	10	
11	28	Cameron Das	36.641	28	Cameron Das	34.655	77	Guilherme Samaia	26.905	11	28	Cameron Das	1:38.162	1:38.340	11	
12	77	Guilherme Samaia	36.643	19	Aldo Festante	34.925	19	Aldo Festante	27.070	12	19	Aldo Festante	1:38.603	1:38.690	12	
13	15	Yves Baltas	36.703	15	Yves Baltas	35.078	15	Yves Baltas	27.133	13	15	Yves Baltas	1:38.914	1:39.211	13	



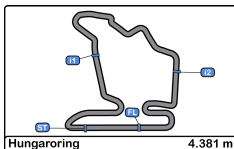


Hungaroring
Euroformula Open
Free Practice - 3
Best 5 Lap Times



Cls	Nº	Entrant	Nat	Driver	Nat	Cat	Cls	Chassis	Team	Best 1		Best 2		Best 3		Best 4		Best 5	
										Time	Lap	Time	Lap	Time	Lap	Time	Lap	Time	Lap
1	10	RACE	ESP	Bent Viscaal	NLD	R	1	Dallara F312	Teo Martin Motorsport	1:37.210	14	1:37.501	13	1:37.513	12	1:37.538	15	1:38.124	10
2	8	Drivex School	ESP	Lukas Dunner	AUT	R	2	Dallara F312	Drivex School	1:37.502	12	1:37.577	11	1:37.692	13	1:38.029	10	1:39.076	9
3	4	RP Motorsport	ITA	Felipe Drugovich	BRA			Dallara F312	RP Motorsport	1:37.509	6	1:37.565	11	1:37.588	10	1:37.598	9	1:37.665	7
4	11	Campos Racing	ESP	Alex Karkosik	POL			Dallara F312	Campos Racing	1:37.518	15	1:37.534	12	1:37.571	11	1:37.947	10	1:38.343	4
5	18	Campos Racing	ESP	Marcos Siebert	ARG			Dallara F312	Campos Racing	1:37.653	14	1:37.754	17	1:37.844	15	1:37.983	12	1:38.066	16
6	1	RP Motorsport	ITA	Leonard Hoogenboom	NLD	R	3	Dallara F312	RP Motorsport	1:37.867	13	1:38.302	11	1:38.647	9	1:38.864	8	1:38.931	10
7	34	Carlin Motorsport	GBR	Matheus Iorio	BRA			Dallara F312	Carlin Motorsport	1:37.919	9	1:38.153	8	1:38.176	12	1:38.643	7	1:39.020	6
8	12	Drivex School	ESP	Christian Hahn	BRA			Dallara F312	Drivex School	1:38.059	15	1:38.214	7	1:38.512	6	1:38.733	4	1:38.787	5
9	21	Fortec Motorsport	GBR	Calan Williams	AUS			Dallara F312	Fortec Motorsport	1:38.175	13	1:38.336	15	1:38.385	14	1:38.441	8	1:38.473	6
10	77	RP Motorsport	ITA	Guilherme Samaia	BRA			Dallara F312	RP Motorsport	1:38.248	11	1:38.263	10	1:38.328	13	1:38.382	12	1:38.664	14
11	28	Carlin Motorsport	GBR	Cameron Das	USA			Dallara F312	Carlin Motorsport	1:38.340	7	1:38.381	10	1:38.491	6	1:38.506	5	1:38.567	4
12	19	Fortec Motorsport	GBR	Aldo Festante	ITA	R	4	Dallara F312	Fortec Motorsport	1:38.690	9	1:38.744	14	1:38.931	13	1:38.982	10	1:39.166	15
13	15	Campos Racing	ESP	Yves Baltas	USA	R	5	Dallara F312	Campos Racing	1:39.211	15	1:39.250	11	1:39.421	12	1:39.423	13	1:39.474	14



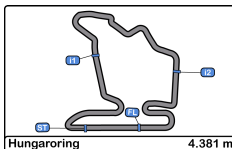


Hungaroring
Euroformula Open
Free Practice - 3
Best 5 Top Speeds



Cls	Nº	Entrant	Nat	Driver	Nat	Cat	Cls	Chassis	Team	Top 1		Top 2		Top 3		Top 4		Top 5		Avg
										Km/h	Lap	Km/h	Lap	Km/h	Lap	Km/h	Lap	Km/h	Lap	
1	18	Campos Racing	ESP	Marcos Siebert	ARG			Dallara F312	Campos Racing	216.4	9	216.4	10	216.0	13	215.1	8	214.7	4	215.7
2	4	RP Motorsport	ITA	Felipe Drugovich	BRA			Dallara F312	RP Motorsport	215.5	4	215.5	6	215.5	10	215.1	5	215.1	7	215.3
3	21	Fortec Motorsport	GBR	Calan Williams	AUS			Dallara F312	Fortec Motorsport	215.5	7	214.2	6	214.2	9	213.8	8	213.4	3	214.2
4	11	Campos Racing	ESP	Alex Karkosik	POL			Dallara F312	Campos Racing	215.1	13	214.2	5	213.0	11	213.0	12	212.5	16	213.6
5	77	RP Motorsport	ITA	Guilherme Samaia	BRA			Dallara F312	RP Motorsport	215.1	7	215.1	14	214.7	13	214.2	6	213.8	11	214.6
6	10	RACE	ESP	Bent Viscaal	NLD	R	1	Dallara F312	Teo Martin Motorsport	214.7	11	214.7	12	214.7	13	214.7	14	214.7	15	214.7
7	19	Fortec Motorsport	GBR	Aldo Festante	ITA	R	2	Dallara F312	Fortec Motorsport	214.2	13	214.2	14	213.0	15	212.1	9	212.1	11	213.1
8	28	Carlin Motorsport	GBR	Cameron Das	USA			Dallara F312	Carlin Motorsport	214.2	6	213.8	5	213.4	7	213.4	11	212.5	12	213.5
9	1	RP Motorsport	ITA	Leonard Hoogenboom	NLD	R	3	Dallara F312	RP Motorsport	213.8	6	213.4	11	213.4	12	213.0	10	212.5	5	213.2
10	15	Campos Racing	ESP	Yves Baltas	USA	R	4	Dallara F312	Campos Racing	213.8	13	213.4	12	213.4	14	213.0	5	213.0	10	213.3
11	34	Carlin Motorsport	GBR	Matheus Iorio	BRA			Dallara F312	Carlin Motorsport	213.4	12	213.4	13	213.0	9	212.5	7	212.5	8	213.0
12	8	Drivex School	ESP	Lukas Dunner	AUT	R	5	Dallara F312	Drivex School	213.0	11	212.1	12	211.3	10	211.3	13	210.9	6	211.7
13	12	Drivex School	ESP	Christian Hahn	BRA			Dallara F312	Drivex School	212.5	7	212.5	14	211.7	5	211.7	13	211.3	8	212.0



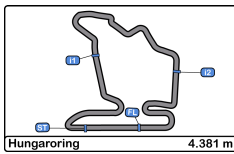


Hungaroring
Euroformula Open
Free Practice - 3
Fastest Laps Sequence



Lap	Time of Day	Session Time	Nº	Entrant	Nat	Driver	Nat	Cat	Chassis	Team	Time	Km/h
2	16:43:50.844	3:50.844	77	RP Motorsport	ITA	Guilherme Samaia	BRA		Dallara F312	RP Motorsport	1:41.581	155.2
2	16:43:52.166	3:52.166	21	Fortec Motorsport	GBR	Calan Williams	AUS		Dallara F312	Fortec Motorsport	1:40.286	157.2
2	16:44:54.623	4:54.623	11	Campos Racing	ESP	Alex Karkosik	POL		Dallara F312	Campos Racing	1:40.143	157.4
3	16:45:30.483	5:30.483	77	RP Motorsport	ITA	Guilherme Samaia	BRA		Dallara F312	RP Motorsport	1:39.639	158.2
3	16:45:31.596	5:31.596	21	Fortec Motorsport	GBR	Calan Williams	AUS		Dallara F312	Fortec Motorsport	1:39.430	158.6
3	16:45:40.150	5:40.150	12	Drivex School	ESP	Christian Hahn	BRA		Dallara F312	Drivex School	1:39.151	159.0
3	16:46:26.036	6:26.036	18	Campos Racing	ESP	Marcos Siebert	ARG		Dallara F312	Campos Racing	1:38.962	159.3
3	16:46:33.299	6:33.299	11	Campos Racing	ESP	Alex Karkosik	POL		Dallara F312	Campos Racing	1:38.676	159.8
4	16:48:04.418	8:04.418	18	Campos Racing	ESP	Marcos Siebert	ARG		Dallara F312	Campos Racing	1:38.382	160.3
4	16:48:11.642	8:11.642	11	Campos Racing	ESP	Alex Karkosik	POL		Dallara F312	Campos Racing	1:38.343	160.3
5	16:50:17.273	10:17.273	4	RP Motorsport	ITA	Felipe Drugovich	BRA		Dallara F312	RP Motorsport	1:37.881	161.1
6	16:51:54.782	11:54.782	4	RP Motorsport	ITA	Felipe Drugovich	BRA		Dallara F312	RP Motorsport	1:37.509	161.7
13	17:04:35.078	24:35.078	10	RACE	ESP	Bent Viscaal	NLD	R	Dallara F312	Teo Martin Motorsport	1:37.501	161.7
14	17:06:12.288	26:12.288	10	RACE	ESP	Bent Viscaal	NLD	R	Dallara F312	Teo Martin Motorsport	1:37.210	162.2



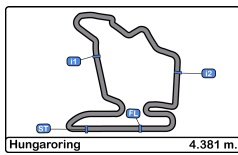


Hungaroring
Euroformula Open
Free Practice - 3
Event Best Maximum Speed



Nº	Entrant	Nat	Driver	Nat	Cat	Clas	Chassis	Team	Km/h	Session
28	Carlin Motorsport	GBR	Cameron Das	USA			Dallara F312	Carlin Motorsport	216.8	Free Practice - 2
34	Carlin Motorsport	GBR	Matheus Iorio	BRA			Dallara F312	Carlin Motorsport	216.4	Free Practice - 1
21	Fortec Motorsport	GBR	Calan Williams	AUS			Dallara F312	Fortec Motorsport	216.4	Free Practice - 2
18	Campos Racing	ESP	Marcos Siebert	ARG			Dallara F312	Campos Racing	216.4	Free Practice - 3
10	RACE	ESP	Bent Viscaal	NLD	R	1	Dallara F312	Teo Martin Motorsport	216.0	Free Practice - 1
12	Drivex School	ESP	Christian Hahn	BRA			Dallara F312	Drivex School	215.5	Free Practice - 2
4	RP Motorsport	ITA	Felipe Drugovich	BRA			Dallara F312	RP Motorsport	215.5	Free Practice - 3
77	RP Motorsport	ITA	Guilherme Samaia	BRA			Dallara F312	RP Motorsport	215.1	Free Practice - 3
11	Campos Racing	ESP	Alex Karkosik	POL			Dallara F312	Campos Racing	215.1	Free Practice - 3
1	RP Motorsport	ITA	Leonard Hoogenboom	NLD	R	2	Dallara F312	RP Motorsport	214.7	Free Practice - 1
15	Campos Racing	ESP	Yves Baltas	USA	R	3	Dallara F312	Campos Racing	214.2	Free Practice - 2
19	Fortec Motorsport	GBR	Aldo Festante	ITA	R	4	Dallara F312	Fortec Motorsport	214.2	Free Practice - 2
8	Drivex School	ESP	Lukas Dunner	AUT	R	5	Dallara F312	Drivex School	213.4	Free Practice - 2





Hungaroring
Euroformula Open
Free Practice - 3
Pit Stop Analysis



1 Leonard Hoogenboom R RP Motorsport
 Dallara F312

Nr.	In Day Time	In Time	Out Time	Pit Time	T. Pit Time	Handicap	Penalty
1	16:42:14.386	16:42:14.386	16:43:13.598	59.212	59.212		
2	16:45:04.092	16:45:04.092	16:45:34.119	30.027	1:29.239		
3	16:52:40.673	16:52:40.673	16:58:26.274	5:45.601	7:14.840		

4 Felipe Drugovich RP Motorsport
 Dallara F312

Nr.	In Day Time	In Time	Out Time	Pit Time	T. Pit Time	Handicap	Penalty
1	16:42:22.437	16:42:22.437	16:43:35.760	1:13.323	1:13.323		

8 Lukas Dunner R Drivex School
 Dallara F312

Nr.	In Day Time	In Time	Out Time	Pit Time	T. Pit Time	Handicap	Penalty
1	16:42:36.990	16:42:36.990	16:43:31.414	54.424	54.424		
2	16:45:21.347	16:45:21.347	17:00:24.128	15:02.78	15:57.205		1

10 Bent Viscaal R Teo Martin Motorsport
 Dallara F312

Nr.	In Day Time	In Time	Out Time	Pit Time	T. Pit Time	Handicap	Penalty
1	16:42:30.121	16:42:30.121	16:43:23.986	53.865	53.865		
2	16:52:23.392	16:52:23.392	16:52:56.654	33.262	1:27.127		

11 Alex Karkosik Campos Racing
 Dallara F312

Nr.	In Day Time	In Time	Out Time	Pit Time	T. Pit Time	Handicap	Penalty
1	16:51:34.117	16:51:34.117	16:52:09.898	35.781	35.781		
2	16:54:15.663	16:54:15.663	16:56:58.862	2:43.199	3:18.980		

12 Christian Hahn Drivex School
 Dallara F312

Nr.	In Day Time	In Time	Out Time	Pit Time	T. Pit Time	Handicap	Penalty
1	16:53:55.544	16:53:55.544	16:58:32.872	4:37.328	4:37.328		

15 Yves Baltas R Campos Racing
 Dallara F312

Nr.	In Day Time	In Time	Out Time	Pit Time	T. Pit Time	Handicap	Penalty
1	16:41:51.050	16:41:51.050	16:42:52.367	1:01.317	1:01.317		
2	16:44:40.646	16:44:40.646	16:45:07.714	27.068	1:28.385		

18 Marcos Siebert Campos Racing
 Dallara F312

Nr.	In Day Time	In Time	Out Time	Pit Time	T. Pit Time	Handicap	Penalty
1	16:42:07.566	16:42:07.566	16:43:05.680	58.114	58.114		
2	16:57:56.878	16:57:56.878	16:59:15.102	1:18.224	2:16.338		

19 Aldo Festante R Fortec Motorsport
 Dallara F312

Nr.	In Day Time	In Time	Out Time	Pit Time	T. Pit Time	Handicap	Penalty
1	16:49:46.998	16:49:46.998	16:52:20.849	2:33.851	2:33.851		

21 Calan Williams Fortec Motorsport
 Dallara F312

Nr.	In Day Time	In Time	Out Time	Pit Time	T. Pit Time	Handicap	Penalty
1	16:57:09.924	16:57:09.924	17:01:30.837	4:20.913	4:20.913		

28 Cameron Das Carlin Motorsport
 Dallara F312

Nr.	In Day Time	In Time	Out Time	Pit Time	T. Pit Time	Handicap	Penalty
1	16:43:20.327	16:43:20.327	16:43:57.269	36.942	36.942		

34 Matheus Iorio Carlin Motorsport
 Dallara F312

Nr.	In Day Time	In Time	Out Time	Pit Time	T. Pit Time	Handicap	Penalty
1	16:43:11.634	16:43:11.634	16:43:47.584	35.950	35.950		
2	16:45:38.811	16:45:38.811	16:46:14.028	35.217	1:11.167		
3	16:49:35.849	16:49:35.849	16:52:56.938	3:21.089	4:32.256		

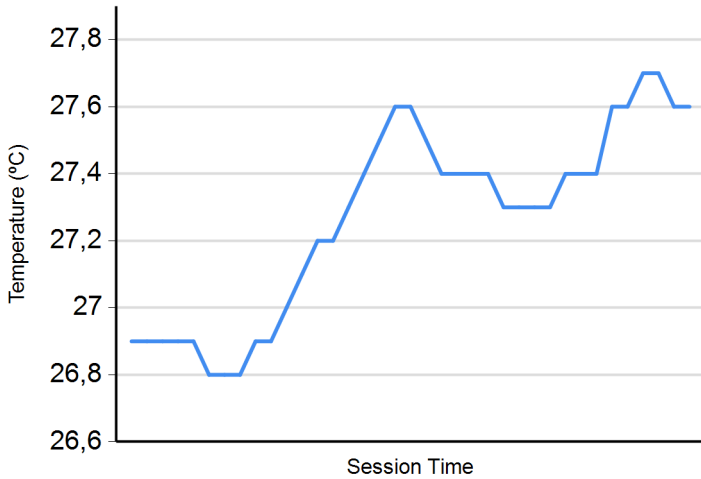
77 Guilherme Samaia RP Motorsport
 Dallara F312

Nr.	In Day Time	In Time	Out Time	Pit Time	T. Pit Time	Handicap	Penalty
1	16:52:28.046	16:52:28.046	16:55:55.773	3:27.727	3:27.727		

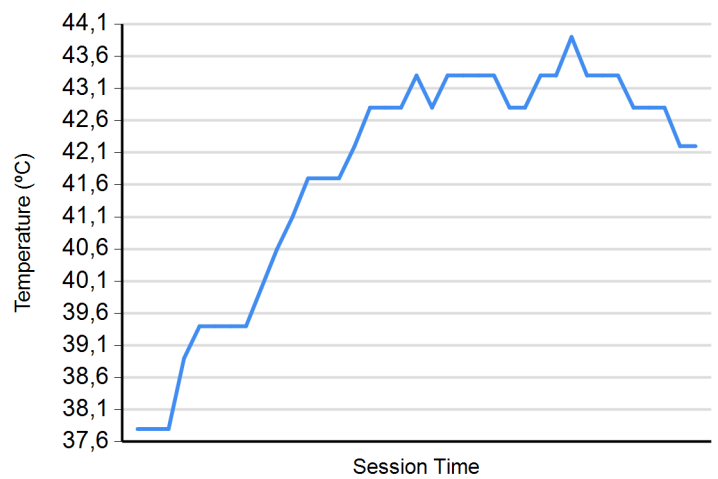




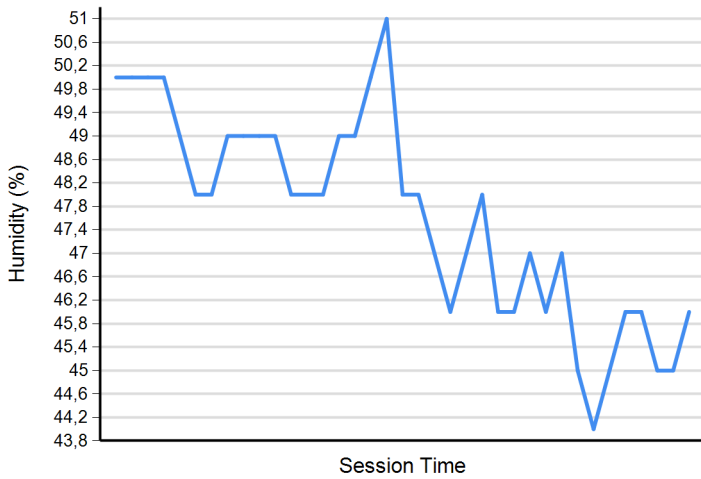
Air Temperature



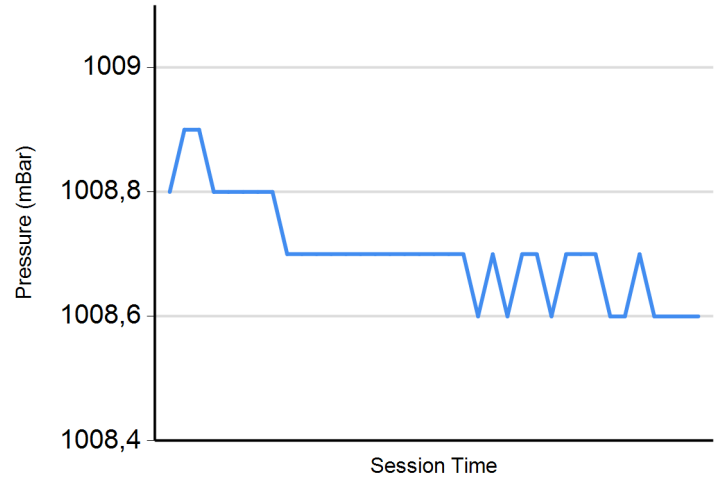
Track Temperature



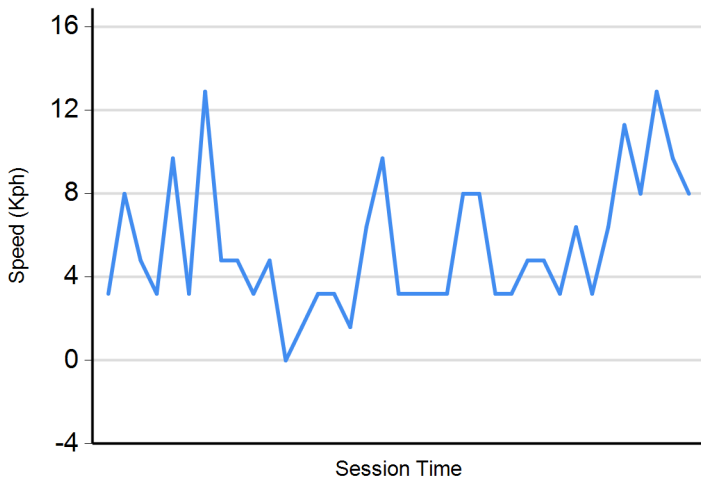
Humidity



Pressure

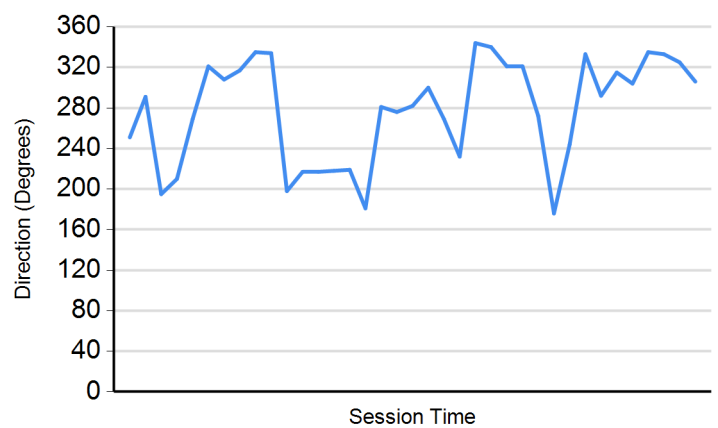


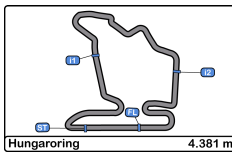
Wind Speed



Wind direction

North = 0°/360° Est = 90° South = 180° West = 270°





Hungaroring
Euroformula Open
Free Practice 1 - 2 - 3
Results



Cls	Nº	Entrant	Nat	Driver	Nat	Cat	Cls	Chassis	Team	Laps	Free Practice - 1	Free Practice - 2	Free Practice - 3	Best	Gap	Interval	Km/h			
1	18	Campos Racing	ESP	Marcos Siebert	ARG			Dallara F312	Campos Racin	41	1:37.616	6	1:36.609	12	1:37.653	14	1:36.609			163.2
2	10	RACE	ESP	Bent Viscaal	NLD	R	1	Dallara F312	Teo Martin Mo	41	1:38.116	6	1:37.220	5	1:37.210	14	1:37.210	0.601	0.601	162.2
3	28	Carlin Motorsport	GBR	Cameron Das	USA			Dallara F312	Carlin Motorsp	38	1:38.902	6	1:37.259	11	1:38.340	7	1:37.259	0.650	0.049	162.1
4	11	Campos Racing	ESP	Alex Karkosik	POL			Dallara F312	Campos Racin	43	1:37.611	10	1:37.316	12	1:37.518	15	1:37.316	0.707	0.057	162.0
5	4	RP Motorsport	ITA	Felipe Drugovich	BRA			Dallara F312	RP Motorsport	39	1:38.171	6	1:37.326	14	1:37.509	6	1:37.326	0.717	0.010	162.0
6	8	Drivex School	ESP	Lukas Dunner	AUT	R	2	Dallara F312	Drivex School	43	1:37.885	7	1:38.024	7	1:37.502	12	1:37.502	0.893	0.176	161.7
7	1	RP Motorsport	ITA	Leonard Hoogenboom	NLD	R	3	Dallara F312	RP Motorsport	43	1:38.256	12	1:37.947	13	1:37.867	13	1:37.867	1.258	0.365	161.1
8	34	Carlin Motorsport	GBR	Matheus Iorio	BRA			Dallara F312	Carlin Motorsp	39	1:37.896	7	1:37.927	10	1:37.919	9	1:37.896	1.287	0.029	161.1
9	12	Drivex School	ESP	Christian Hahn	BRA			Dallara F312	Drivex School	43	1:38.478	10	1:37.916	5	1:38.059	15	1:37.916	1.307	0.020	161.0
10	21	Fortec Motorsport	GBR	Calan Williams	AUS			Dallara F312	Fortec Motors	44	1:38.795	7	1:38.905	7	1:38.175	13	1:38.175	1.566	0.259	160.6
11	77	RP Motorsport	ITA	Guilherme Samaia	BRA			Dallara F312	RP Motorsport	41	1:38.872	8	1:38.469	5	1:38.248	11	1:38.248	1.639	0.073	160.5
12	19	Fortec Motorsport	GBR	Aldo Festante	ITA	R	4	Dallara F312	Fortec Motors	44	1:38.916	6	1:38.501	16	1:38.690	9	1:38.501	1.892	0.253	160.1
13	15	Campos Racing	ESP	Yves Baltas	USA	R	5	Dallara F312	Campos Racin	41	1:39.063	6	1:38.884	5	1:39.211	15	1:38.884	2.275	0.383	159.4

Published at:.....

Stewards:	Race Director:	Timekeeper:

