

Circuito de Jerez
Euroformula Open
Race - 2
Provisional Results



Cls	Nº	Entrant	Nat	Driver	Nat	Cat	Cls	Chassis	Team	Laps	Total Time	Gap	Interval	Km/h	Best	Time	Km/h
1	4	RP Motorsport	ITA	Felipe Drugovich	BRA			Dallara F312	RP Motorsport	19	35:55.118			140.5	7	1:37.888	162.8
2	10	RACE	ESP	Bent Viscaal	NLD	R	1	Dallara F312	Teo Martin Motorsport	19	36:02.218	7.100	7.100	140.0	7	1:37.956	162.7
3	18	Campos Racing	ESP	Marcos Siebert	ARG			Dallara F312	Campos Racing	19	36:10.120	15.002	7.902	139.5	12	1:38.743	161.4
4	28	Carlin Motorsport	GBR	Cameron Das	USA			Dallara F312	Carlin Motorsport	19	36:10.783	15.665	0.663	139.5	8	1:38.769	161.3
5	58	Drivex School	ESP	Javier Gonzalez	MEX	R	2	Dallara F312	Drivex School	19	36:11.463	16.345	0.680	139.4	12	1:38.711	161.4
6	34	Carlin Motorsport	GBR	Matheus Iorio	BRA			Dallara F312	Carlin Motorsport	19	36:18.578	23.460	7.115	139.0	9	1:39.272	160.5
7	77	RP Motorsport	ITA	Guilherme Samaia	BRA			Dallara F312	RP Motorsport	19	36:22.676	27.558	4.098	138.7	19	1:38.965	161.0
8	1	RP Motorsport	ITA	David Schumacher	DEU	R	3	Dallara F312	RP Motorsport	19	36:24.059	28.941	1.383	138.6	15	1:39.145	160.7
9	11	Campos Racing	ESP	Petru Florescu	ROU			Dallara F312	Campos Racing	19	36:25.311	30.193	1.252	138.5	19	1:39.143	160.7
10	5	Carlin Motorsport	GBR	Dev Gore	USA	R	4	Dallara F312	Carlin Motorsport	19	36:32.575	37.457	7.264	138.1	9	1:39.525	160.1
11	3	RP Motorsport	ITA	Christian Hahn	BRA			Dallara F312	RP Motorsport	19	36:39.494	44.376	6.919	137.7	13	1:38.653	161.5
Not classified: (Requirements: 75% of number laps of leader = 15 Laps)																	
	8	Drivex School	ESP	Lukas Dunner	AUT	R	5	Dallara F312	Drivex School								
	51	RACE	ESP	Aldo Festante	ITA	R	6	Dallara F312	Teo Martin Motorsport								

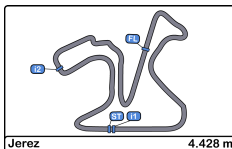
Fastest lap Felipe Drugovich in 1:37.888 at 162.8 Km/h in lap 7

Published at:.....

Track Temp: 37.3 °C Air Temp: 29.4 °C Humidity: 39 % Track Status: DRY

Stewards:	Race Director:	Timekeeper: 
-----------	----------------	---





Circuito de Jerez
Euroformula Open
Race - 2
Provisional Results by Class




Cls	Nº	Entrant	Nat	Driver	Nat	Cat	Cls	Chassis	Team	Laps	Total Time	Gap	Interval	Km/h	Best	Time	Km/h
1	4	RP Motorsport	ITA	Felipe Drugovich	BRA			Dallara F312	RP Motorsport	19	35:55.118			140.5	7	1:37.888	162.8
2	18	Campos Racing	ESP	Marcos Siebert	ARG			Dallara F312	Campos Racing	19	36:10.120	15.002	15.002	139.5	12	1:38.743	161.4
3	28	Carlin Motorsport	GBR	Cameron Das	USA			Dallara F312	Carlin Motorsport	19	36:10.783	15.665	0.663	139.5	8	1:38.769	161.3
4	34	Carlin Motorsport	GBR	Matheus Iorio	BRA			Dallara F312	Carlin Motorsport	19	36:18.578	23.460	7.795	139.0	9	1:39.272	160.5
5	77	RP Motorsport	ITA	Guilherme Samaia	BRA			Dallara F312	RP Motorsport	19	36:22.676	27.558	4.098	138.7	19	1:38.965	161.0
6	11	Campos Racing	ESP	Petru Florescu	ROU			Dallara F312	Campos Racing	19	36:25.311	30.193	2.635	138.5	19	1:39.143	160.7
7	3	RP Motorsport	ITA	Christian Hahn	BRA			Dallara F312	RP Motorsport	19	36:39.494	44.376	14.183	137.7	13	1:38.653	161.5
Rookie																	
1	10	RACE	ESP	Bent Viscaal	NLD	R	1	Dallara F312	Teo Martin Motorsport	19	36:02.218			140.0	7	1:37.956	162.7
2	58	Drivex School	ESP	Javier Gonzalez	MEX	R	2	Dallara F312	Drivex School	19	36:11.463	16.345	9.245	139.4	12	1:38.711	161.4
3	1	RP Motorsport	ITA	David Schumacher	DEU	R	3	Dallara F312	RP Motorsport	19	36:24.059	28.941	12.596	138.6	15	1:39.145	160.7
4	5	Carlin Motorsport	GBR	Dev Gore	USA	R	4	Dallara F312	Carlin Motorsport	19	36:32.575	37.457	8.516	138.1	9	1:39.525	160.1
Not classified: (Requirements: 75% of number laps of leader = 15 Laps)																	
	8	Drivex School	ESP	Lukas Dunner	AUT	R	5	Dallara F312	Drivex School								
	51	RACE	ESP	Aldo Festante	ITA	R	6	Dallara F312	Teo Martin Motorsport								

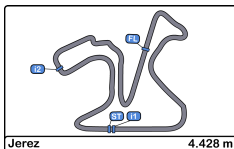
Fastest lap Felipe Drugovich in 1:37.888 at 162.8 Km/h in lap 7

Published at:.....

Track Temp: 37.3 °C Air Temp: 29.4 °C Humidity: 39 % Track Status: DRY

Stewards:	Race Director:	Timekeeper: 
-----------	----------------	---





Circuito de Jerez

Euroformula Open

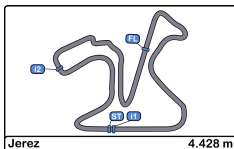
Race - 2

Provisional Classification by Driver Fastest Lap



Clas	Nº	Entrant	Nat	Driver	Nat	Cat	Clas	Chassis	Team	Laps	Best	Time	Gap	Interval	Km/h
1	4	RP Motorsport	ITA	Felipe Drugovich	BRA			Dallara F312	RP Motorsport	19	7	1:37.888			162.8
2	10	RACE	ESP	Bent Viscaal	NLD	R	1	Dallara F312	Teo Martin Motorsport	19	7	1:37.956	0.068	0.068	162.7
3	3	RP Motorsport	ITA	Christian Hahn	BRA			Dallara F312	RP Motorsport	19	13	1:38.653	0.765	0.697	161.5
4	58	Drivex School	ESP	Javier Gonzalez	MEX	R	2	Dallara F312	Drivex School	19	12	1:38.711	0.823	0.058	161.4
5	18	Campos Racing	ESP	Marcos Siebert	ARG			Dallara F312	Campos Racing	19	12	1:38.743	0.855	0.032	161.4
6	28	Carlin Motorsport	GBR	Cameron Das	USA			Dallara F312	Carlin Motorsport	19	8	1:38.769	0.881	0.026	161.3
7	77	RP Motorsport	ITA	Guilherme Samaia	BRA			Dallara F312	RP Motorsport	19	19	1:38.965	1.077	0.196	161.0
8	11	Campos Racing	ESP	Petru Florescu	ROU			Dallara F312	Campos Racing	19	19	1:39.143	1.255	0.178	160.7
9	1	RP Motorsport	ITA	David Schumacher	DEU	R	3	Dallara F312	RP Motorsport	19	15	1:39.145	1.257	0.002	160.7
10	34	Carlin Motorsport	GBR	Matheus Iorio	BRA			Dallara F312	Carlin Motorsport	19	9	1:39.272	1.384	0.127	160.5
11	5	Carlin Motorsport	GBR	Dev Gore	USA	R	4	Dallara F312	Carlin Motorsport	19	9	1:39.525	1.637	0.253	160.1



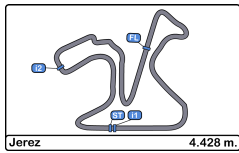


Circuito de Jerez
Euroformula Open
Race - 2
Distance and Speed Average



Clas	Nº	Entrant	Nat	Driver	Nat	Cat	Clas	Chassis	Team	Laps	Distance	Total Time	Km/h
1	4	RP Motorsport	ITA	Felipe Drugovich	BRA			Dallara F312	RP Motorsport	19	84.13	35:55.118	140.5
2	10	RACE	ESP	Bent Viscaal	NLD	R	1	Dallara F312	Teo Martin Motorsport	19	84.13	36:02.218	140.0
3	18	Campos Racing	ESP	Marcos Siebert	ARG			Dallara F312	Campos Racing	19	84.13	36:10.120	139.5
4	28	Carlin Motorsport	GBR	Cameron Das	USA			Dallara F312	Carlin Motorsport	19	84.13	36:10.783	139.5
5	58	Drivex School	ESP	Javier Gonzalez	MEX	R	2	Dallara F312	Drivex School	19	84.13	36:11.463	139.4
6	34	Carlin Motorsport	GBR	Matheus Iorio	BRA			Dallara F312	Carlin Motorsport	19	84.13	36:18.578	139.0
7	77	RP Motorsport	ITA	Guilherme Samaia	BRA			Dallara F312	RP Motorsport	19	84.13	36:22.676	138.7
8	1	RP Motorsport	ITA	David Schumacher	DEU	R	3	Dallara F312	RP Motorsport	19	84.13	36:24.059	138.6
9	11	Campos Racing	ESP	Petru Florescu	ROU			Dallara F312	Campos Racing	19	84.13	36:25.311	138.5
10	5	Carlin Motorsport	GBR	Dev Gore	USA	R	4	Dallara F312	Carlin Motorsport	19	84.13	36:32.575	138.1
11	3	RP Motorsport	ITA	Christian Hahn	BRA			Dallara F312	RP Motorsport	19	84.13	36:39.494	137.7
Not classified: (Requirements: 75% of number laps of leader = 15 Laps)													
	8	Drivex School	ESP	Lukas Dunner	AUT	R	5	Dallara F312	Drivex School				
	51	RACE	ESP	Aldo Festante	ITA	R	6	Dallara F312	Teo Martin Motorsport				





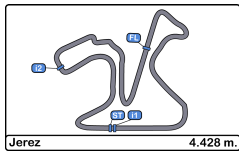
Circuito de Jerez
Euroformula Open
Race - 2
Lap Analysis



1 David Schumacher R Dallara F312 4 RP Motorsport							Felipe Drugovich Dallara F312 RP Motorsport								
Lap	D	Time	Sector 1	Sector 2	Sector 3	T. Spd	Elapsed	Lap	D	Time	Sector 1	Sector 2	Sector 3	T. Spd	Elapsed
1		2:04.268	51.444	29.301	43.523	213.0	2:04.268	1		1:53.661	43.541	28.196	41.924	209.7	1:53.661
2		2:38.041	1:01.494	38.523	58.024	105.7	4:42.309	2		2:37.536	1:00.980	42.138	54.418	139.1	4:31.197
3		2:40.584	55.710	47.484	57.390	138.1	7:22.893	3		2:41.828	57.971	46.712	57.145	143.0	7:13.025
4		2:53.951	1:04.901	45.658	1:03.392	114.1	10:16.844	4		2:53.784	1:03.863	47.212	1:02.709	123.7	10:06.809
5		2:49.441	1:05.929	44.845	58.667	123.0	13:06.285	5		2:54.559	1:06.425	46.662	1:01.472	105.5	13:01.368
6		1:40.424	38.234	27.354	34.836	212.1	14:46.709	6		1:38.176	37.296	26.859	34.021	210.1	14:39.544
7		1:39.458	37.491	27.219	34.748	216.8	16:26.167	7		1:37.888	37.183	26.780	33.925	210.5	16:17.432
8		1:39.954	37.879	27.235	34.840	213.8	18:06.121	8		1:37.937	37.216	26.664	34.057	210.5	17:55.369
9		1:39.739	37.583	27.436	34.720	214.2	19:45.860	9		1:38.096	37.232	26.819	34.045	208.0	19:33.465
10		1:40.212	37.537	27.384	35.291	213.0	21:26.072	10		1:38.130	37.257	26.809	34.064	210.5	21:11.595
11		1:40.472	37.960	27.798	34.714	216.4	23:06.544	11		1:37.937	37.312	26.640	33.985	210.5	22:49.532
12		1:40.173	37.899	27.194	35.080	210.5	24:46.717	12		1:38.002	37.362	26.674	33.966	209.7	24:27.534
13		1:40.098	37.644	27.355	35.099	213.0	26:26.815	13		1:37.976	37.219	26.708	34.049	210.1	26:05.510
14		1:40.464	38.613	27.181	34.670	207.2	28:07.279	14		1:38.111	37.298	26.792	34.021	209.3	27:43.621
15		1:39.145	37.698	26.914	34.533	208.8	29:46.424	15		1:38.325	37.351	26.839	34.135	206.5	29:21.946
16		1:39.521	37.807	27.111	34.603	210.1	31:25.945	16		1:38.055	37.246	26.795	34.014	209.3	31:00.001
17		1:39.451	37.666	27.118	34.667	210.5	33:05.396	17		1:38.074	37.339	26.733	34.002	208.8	32:38.075
18		1:39.145	37.633	26.988	34.524	210.5	34:44.541	18		1:38.245	37.365	26.710	34.170	208.8	34:16.320
19		1:39.518	37.640	27.116	34.762	211.7	36:24.059	19		1:38.798	37.166	26.774	34.858	211.7	35:55.118

3 Christian Hahn Dallara F312 5 RP Motorsport							Dev Gore R Dallara F312 Carlin Motorsport								
Lap	D	Time	Sector 1	Sector 2	Sector 3	T. Spd	Elapsed	Lap	D	Time	Sector 1	Sector 2	Sector 3	T. Spd	Elapsed
1		2:02.497	50.404	28.574	43.519	208.0	2:02.497	1		1:59.115	46.975	29.678	42.462	208.4	1:59.115
2		2:38.423	1:01.932	38.827	57.664	103.5	4:40.920	2		2:37.839	1:01.508	39.982	56.349	154.2	4:36.954
3		2:40.564	55.746	47.598	57.220	134.1	7:21.484	3		2:40.877	56.887	47.017	56.973	155.6	7:17.831
4		2:53.721	1:05.109	45.531	1:03.081	108.8	10:15.205	4		2:53.541	1:04.622	46.341	1:02.578	143.4	10:11.372
5		3:15.753 P	1:06.114	44.983	1:24.656	114.6	13:30.958	5		2:52.771	1:06.585	45.831	1:00.355	148.3	13:04.143
6		1:41.730	39.976	27.240	34.514	208.4	15:12.688	6		1:41.099	38.722	27.376	35.001	211.3	14:45.242
7		1:39.321	37.729	27.119	34.473	208.8	16:52.009	7		1:40.082	37.735	27.477	34.870	212.5	16:25.324
8		1:39.035	37.576	26.864	34.595	210.5	18:31.044	8		1:39.820	37.824	27.148	34.848	211.7	18:05.144
9		1:38.811	37.476	26.878	34.457	210.1	20:09.855	9		1:39.525	37.614	27.339	34.572	210.1	19:44.669
10		1:38.908	37.486	26.874	34.548	211.7	21:48.763	10		1:40.451	37.837	27.535	35.079	208.4	21:25.120
11		1:38.974	37.685	26.841	34.448	209.7	23:27.737	11		1:40.588	38.325	27.358	34.905	207.6	23:05.708
12		1:38.875	37.591	26.790	34.494	210.9	25:06.612	12		1:39.939	37.778	27.431	34.730	209.3	24:45.647
13		1:38.653	37.451	26.808	34.394	210.1	26:45.265	13		1:41.030	37.918	27.488	35.624	207.6	26:26.677
14		1:38.855	37.566	26.824	34.465	209.7	28:24.120	14		1:43.298	38.733	29.654	34.911	205.3	28:09.975
15		1:39.076	37.564	26.992	34.520	208.8	30:03.196	15		1:40.094	37.792	27.284	35.018	207.2	29:50.069
16		1:38.720	37.440	26.787	34.493	210.1	31:41.916	16		1:41.043	38.393	27.736	34.914	203.0	31:31.112
17		1:38.700	37.546	26.665	34.489	209.7	33:20.616	17		1:41.227	38.590	27.495	35.142	206.1	33:12.339
18		1:38.668	37.488	26.670	34.510	210.5	34:59.284	18		1:40.260	37.829	27.442	34.989	206.8	34:52.599
19		1:40.210	38.371	27.173	34.666	204.5	36:39.494	19		1:39.976	37.891	27.278	34.807	209.7	36:32.575





Circuito de Jerez
Euroformula Open
Race - 2
Lap Analysis



10 Bent Viscaal R Dallara F312 **18** Marcos Siebert Dallara F312

Teo Martin Motorsport

Campos Racing

Lap	D	Time	Sector 1	Sector 2	Sector 3	T. Spd	Elapsed	Lap	D	Time	Sector 1	Sector 2	Sector 3	T. Spd	Elapsed
1		1:54.833	44.040	29.274	41.519	213.8	1:54.833	1		1:56.365	44.439	30.293	41.633	213.8	1:56.365
2		2:37.685	1:01.342	41.763	54.580	148.9	4:32.518	2		2:37.934	1:01.149	41.157	55.628	141.3	4:34.299
3		2:41.887	57.760	46.953	57.174	133.9	7:14.405	3		2:41.543	57.135	46.509	57.899	138.9	7:15.842
4		2:53.339	1:03.568	46.918	1:02.853	102.7	10:07.744	4		2:52.977	1:03.649	46.701	1:02.627	150.2	10:08.819
5		2:54.228	1:06.116	46.931	1:01.181	106.7	13:01.972	5		2:53.622	1:06.393	46.427	1:00.802	129.8	13:02.441
6		1:38.635	37.693	26.742	34.200	212.1	14:40.607	6		1:39.727	37.789	27.263	34.675	213.4	14:42.168
7		1:37.956	37.167	26.663	34.126	213.8	16:18.563	7		1:39.121	37.597	27.073	34.451	211.3	16:21.289
8		1:38.395	37.280	26.649	34.466	213.4	17:56.958	8		1:39.004	37.411	27.005	34.588	210.9	18:00.293
9		1:38.431	37.314	26.777	34.340	210.5	19:35.389	9		1:38.929	37.537	26.920	34.472	208.8	19:39.222
10		1:38.702	37.413	26.709	34.580	211.3	21:14.091	10		1:39.124	37.486	26.866	34.772	210.5	21:18.346
11		1:38.871	37.435	26.972	34.464	210.9	22:52.962	11		1:39.175	37.647	26.992	34.536	208.8	22:57.521
12		1:38.830	37.441	26.922	34.467	210.5	24:31.792	12		1:38.743	37.604	26.751	34.388	210.5	24:36.264
13		1:38.452	37.329	26.713	34.410	210.9	26:10.244	13		1:39.014	37.452	26.912	34.650	208.4	26:15.278
14		1:38.814	37.529	26.800	34.485	208.8	27:49.058	14		1:39.475	37.737	27.081	34.657	207.2	27:54.753
15		1:38.689	37.383	26.834	34.472	208.8	29:27.747	15		1:39.116	37.547	27.015	34.554	208.8	29:33.869
16		1:38.634	37.490	26.763	34.381	209.3	31:06.381	16		1:38.923	37.523	26.773	34.627	209.7	31:12.792
17		1:38.707	37.511	26.812	34.384	208.8	32:45.088	17		1:38.932	37.560	26.816	34.556	210.1	32:51.724
18		1:38.479	37.459	26.756	34.264	210.1	34:23.567	18		1:38.861	37.577	26.824	34.460	208.8	34:30.585
19		1:38.651	37.342	26.807	34.502	211.7	36:02.218	19		1:39.535	37.644	27.089	34.802	212.1	36:10.120

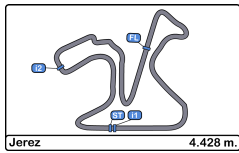
11 Petru Florescu Dallara F312 **28** Cameron Das Dallara F312

Campos Racing

Carlin Motorsport

Lap	D	Time	Sector 1	Sector 2	Sector 3	T. Spd	Elapsed	Lap	D	Time	Sector 1	Sector 2	Sector 3	T. Spd	Elapsed
1		2:03.244	50.922	28.756	43.566	209.3	2:03.244	1		1:57.307	44.902	30.348	42.057	212.1	1:57.307
2		2:38.329	1:01.837	38.615	57.877	107.3	4:41.573	2		2:37.775	1:00.794	41.222	55.759	139.5	4:35.082
3		2:40.330	55.739	47.764	56.827	134.4	7:21.903	3		2:41.387	56.981	46.468	57.938	133.6	7:16.469
4		2:54.140	1:05.105	45.661	1:03.374	108.6	10:16.043	4		2:53.023	1:03.818	46.870	1:02.335	162.1	10:09.492
5		2:49.972	1:05.872	44.994	59.106	119.7	13:06.015	5		2:53.554	1:06.572	46.267	1:00.715	123.5	13:03.046
6		1:40.138	38.141	27.292	34.705	210.1	14:46.153	6		1:39.798	38.001	27.143	34.654	211.3	14:42.844
7		1:40.692	37.896	27.995	34.801	211.3	16:26.845	7		1:39.305	37.486	27.067	34.752	213.8	16:22.149
8		1:39.840	37.979	27.084	34.777	210.1	18:06.685	8		1:38.769	37.350	26.869	34.550	212.5	18:00.918
9		1:40.330	37.706	27.326	35.298	211.7	19:47.015	9		1:39.019	37.555	27.022	34.442	211.7	19:39.937
10		1:39.779	37.719	26.957	35.103	211.3	21:26.794	10		1:38.922	37.455	26.962	34.505	213.0	21:18.859
11		1:40.380	38.005	27.518	34.857	210.5	23:07.174	11		1:39.307	37.794	27.000	34.513	211.3	22:58.166
12		1:40.096	37.749	27.434	34.913	213.8	24:47.270	12		1:38.918	37.507	26.874	34.537	213.0	24:37.084
13		1:39.643	37.663	27.224	34.756	211.7	26:26.913	13		1:39.132	37.522	26.923	34.687	211.3	26:16.216
14		1:41.353	38.874	27.410	35.069	212.1	28:08.266	14		1:39.271	37.665	26.997	34.609	210.5	27:55.487
15		1:39.561	37.737	27.128	34.696	209.7	29:47.827	15		1:39.152	37.717	26.931	34.504	209.3	29:34.639
16		1:39.717	37.947	26.869	34.901	210.9	31:27.544	16		1:39.151	37.619	27.035	34.497	210.9	31:13.790
17		1:39.305	37.758	26.954	34.593	209.3	33:06.849	17		1:38.968	37.573	26.951	34.444	210.5	32:52.758
18		1:39.319	37.672	27.015	34.632	210.5	34:46.168	18		1:39.022	37.574	26.887	34.561	211.7	34:31.780
19		1:39.143	37.515	26.969	34.659	210.9	36:25.311	19		1:39.003	37.501	26.940	34.562	213.0	36:10.783





Circuito de Jerez
Euroformula Open
Race - 2
Lap Analysis



34

Matheus Iorio

Dallara F312 **77**

Guilherme Samaia

Dallara F312

Carlin Motorsport

RP Motorsport

Lap	D	Time	Sector 1	Sector 2	Sector 3	T. Spd	Elapsed	Lap	D	Time	Sector 1	Sector 2	Sector 3	T. Spd	Elapsed
1		2:01.436	48.276	29.060	44.100	209.7	2:01.436	1		2:01.853	48.880	29.001	43.972	209.7	2:01.853
2		2:37.181	1:00.540	39.445	57.196	128.4	4:38.617	2		2:37.745	1:01.253	39.242	57.250	127.0	4:39.598
3		2:40.448	56.411	46.866	57.171	133.3	7:19.065	3		2:40.055	56.365	47.265	56.425	131.0	7:19.653
4		2:53.952	1:04.443	46.211	1:03.298	126.3	10:13.017	4		2:54.420	1:05.585	45.772	1:03.063	116.3	10:14.073
5		2:51.295	1:06.389	45.622	59.284	123.1	13:04.312	5		2:50.603	1:06.680	45.038	58.885	112.9	13:04.676
6		1:40.174	37.934	27.396	34.844	211.7	14:44.486	6		1:40.972	38.456	27.553	34.963	214.2	14:45.648
7		1:39.815	37.944	27.277	34.594	208.0	16:24.301	7		1:39.856	37.783	27.402	34.671	213.8	16:25.504
8		1:39.509	37.503	27.276	34.730	210.5	18:03.810	8		1:40.107	38.240	27.214	34.653	213.0	18:05.611
9		1:39.272	37.546	27.158	34.568	209.3	19:43.082	9		1:39.730	37.788	27.462	34.480	210.9	19:45.341
10		1:39.355	37.610	27.097	34.648	209.7	21:22.437	10		1:39.840	37.609	27.489	34.742	213.4	21:25.181
11		1:39.520	37.681	27.156	34.683	207.6	23:01.957	11		1:40.989	38.724	27.396	34.869	212.5	23:06.170
12		1:39.504	37.705	27.208	34.591	208.4	24:41.461	12		1:39.864	37.804	27.416	34.644	212.5	24:46.034
13		1:39.460	37.602	27.128	34.730	208.0	26:20.921	13		1:40.440	37.933	27.450	35.057	210.9	26:26.474
14		1:39.447	37.597	27.183	34.667	207.2	28:00.368	14		1:39.558	37.720	27.338	34.500	208.0	28:06.032
15		1:39.682	37.731	27.195	34.756	206.5	29:40.050	15		1:39.912	37.599	27.288	35.025	206.8	29:45.944
16		1:39.450	37.620	27.193	34.637	208.4	31:19.500	16		1:39.436	37.632	27.313	34.491	208.4	31:25.380
17		1:39.508	37.521	27.191	34.796	208.4	32:59.008	17		1:39.123	37.608	27.083	34.432	208.0	33:04.503
18		1:39.811	37.758	27.258	34.795	208.0	34:38.819	18		1:39.208	37.717	27.093	34.398	208.4	34:43.711
19		1:39.759	37.735	27.297	34.727	208.8	36:18.578	19		1:38.965	37.529	27.101	34.335	210.9	36:22.676

58

Javier Gonzalez

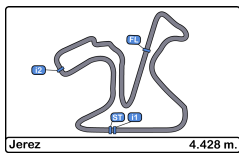
R

Dallara F312

Drivex School

Lap	D	Time	Sector 1	Sector 2	Sector 3	T. Spd	Elapsed
1		1:58.656	47.314	28.861	42.481	212.5	1:58.656
2		2:37.293	1:00.661	40.743	55.889	158.8	4:35.949
3		2:41.099	56.793	46.858	57.448	135.1	7:17.048
4		2:53.489	1:04.203	46.801	1:02.485	151.4	10:10.537
5		2:52.979	1:06.184	46.435	1:00.360	121.0	13:03.516
6		1:40.119	38.264	27.186	34.669	209.7	14:43.635
7		1:39.251	37.646	27.067	34.538	210.9	16:22.886
8		1:38.839	37.474	26.857	34.508	212.1	18:01.725
9		1:38.985	37.459	27.024	34.502	211.3	19:40.710
10		1:39.230	37.447	26.972	34.811	212.1	21:19.940
11		1:39.270	37.575	26.998	34.697	210.5	22:59.210
12		1:38.711	37.488	26.846	34.377	210.9	24:37.921
13		1:39.067	37.493	27.038	34.536	211.7	26:16.988
14		1:39.151	37.588	26.976	34.587	210.5	27:56.139
15		1:39.295	37.715	26.931	34.649	210.9	29:35.434
16		1:39.066	37.528	26.962	34.576	211.3	31:14.500
17		1:38.990	37.481	26.944	34.565	211.7	32:53.490
18		1:39.092	37.679	26.923	34.490	210.5	34:32.582
19		1:38.881	37.342	26.984	34.555	213.8	36:11.463





Circuito de Jerez
Euroformula Open
Race - 2
Analysis by Lap



Num	Lap Time	Gap
Lap 1		
4	1:53.661	
10	1:54.833	01.172
18	1:56.365	02.704
28	1:57.307	03.646
58	1:58.656	04.995
5	1:59.115	05.454
34	2:01.436	07.775
77	2:01.853	08.192
3	2:02.497	08.836
11	2:03.244	09.583
1	2:04.268	10.607
Lap 2		
4	2:37.536	
10	2:37.685	01.321
18	2:37.934	03.102
28	2:37.775	03.885
58	2:37.293	04.752
5	2:37.839	05.757
34	2:37.181	07.420
77	2:37.745	08.401
3	2:38.423	09.723
11	2:38.329	10.376
1	2:38.041	11.112
Lap 3		
4	2:41.828	
10	2:41.887	01.380
18	2:41.543	02.817
28	2:41.387	03.444
58	2:41.099	04.023
5	2:40.877	04.806
34	2:40.448	06.040
77	2:40.055	06.628
3	2:40.564	08.459
11	2:40.330	08.878
1	2:40.584	09.868
Lap 4		
4	1:37.888	
10	1:37.956	01.131

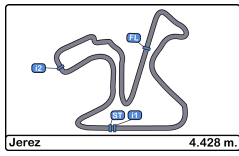
4	2:53.784	
10	2:53.339	00.935
18	2:52.977	02.010
28	2:53.023	02.683
58	2:53.489	03.728
5	2:53.541	04.563
34	2:53.952	06.208
77	2:54.420	07.264
3	2:53.721	08.396
11	2:54.140	09.234
1	2:53.951	10.035
Lap 5		
4	2:54.559	
10	2:54.228	00.604
18	2:53.622	01.073
28	2:53.554	01.678
58	2:52.979	02.148
5	2:52.771	02.775
34	2:51.295	02.944
77	2:50.603	03.308
11	2:49.972	04.647
1	2:49.441	04.917
3	3:15.753	29.590
Lap 6		
4	1:38.176	
10	1:38.635	01.063
18	1:39.727	02.624
28	1:39.798	03.300
58	1:40.119	04.091
34	1:40.174	04.942
5	1:41.099	05.698
77	1:40.972	06.104
11	1:40.138	06.609
1	1:40.424	07.165
3	1:41.730	33.144
Lap 7		
4	1:37.888	
10	1:37.956	01.131

18	1:39.121	03.857
28	1:39.305	04.717
58	1:39.251	05.454
34	1:39.815	06.869
5	1:40.082	07.892
77	1:39.856	08.072
1	1:39.458	08.735
11	1:40.692	09.413
3	1:39.321	34.577
Lap 8		
4	1:37.937	
10	1:38.395	01.589
18	1:39.004	04.924
28	1:38.769	05.549
58	1:38.839	06.356
34	1:39.509	08.441
5	1:39.820	09.775
77	1:40.107	10.242
1	1:39.954	10.752
11	1:39.840	11.316
3	1:39.035	35.675
Lap 9		
4	1:38.096	
10	1:38.431	01.924
18	1:38.929	05.757
28	1:39.019	06.472
58	1:38.985	07.245
34	1:39.272	09.617
5	1:39.525	11.204
77	1:39.730	11.876
1	1:39.739	12.395
11	1:40.330	13.550
3	1:38.811	36.390
Lap 10		
4	1:38.130	
10	1:38.702	02.496
18	1:39.124	06.751
28	1:38.922	07.264

58	1:39.230	08.345
34	1:39.355	10.842
5	1:40.451	13.525
77	1:39.840	13.586
1	1:40.212	14.477
11	1:39.779	15.199
3	1:38.908	37.168
Lap 11		
4	1:37.937	
10	1:38.871	03.430
18	1:39.175	07.989
28	1:39.307	08.634
58	1:39.270	09.678
34	1:39.520	12.425
5	1:40.588	16.176
77	1:40.989	16.638
1	1:40.472	17.012
11	1:40.380	17.642
3	1:38.974	38.205
Lap 12		
4	1:38.002	
10	1:38.830	04.258
18	1:38.743	08.730
28	1:38.918	09.550
58	1:38.711	10.387
34	1:39.504	13.927
5	1:39.939	18.113
77	1:39.864	18.500
1	1:40.173	19.183
11	1:40.096	19.736
3	1:38.875	39.078
Lap 13		
4	1:37.976	
10	1:38.452	04.734
18	1:39.014	09.768
28	1:39.132	10.706
58	1:39.067	11.478
34	1:39.460	15.411

77	1:40.440	20.964
5	1:41.030	21.167
1	1:40.098	21.305
11	1:39.643	21.403
3	1:38.653	39.755
Lap 14		
4	1:38.111	
10	1:38.814	05.437
18	1:39.475	11.132
28	1:39.271	11.866
58	1:39.151	12.518
34	1:39.447	16.747
77	1:39.558	22.411
1	1:40.464	23.658
11	1:41.353	24.645
5	1:43.298	26.354
3	1:38.855	40.499
Lap 15		
4	1:38.325	
10	1:38.689	05.801
18	1:39.116	11.923
28	1:39.152	12.693
58	1:39.295	13.488
34	1:39.682	18.104
77	1:39.912	23.998
1	1:39.145	24.478
11	1:39.561	25.881
5	1:40.094	28.123
3	1:39.076	41.250
Lap 16		
4	1:38.055	
10	1:38.634	06.380
18	1:38.923	12.791
28	1:39.151	13.789
58	1:39.066	14.499
34	1:39.450	19.499
77	1:39.436	25.379
1	1:39.521	25.944





Circuito de Jerez
Euroformula Open
Race - 2
Analysis by Lap



11	1:39.717	27.543	3	1:40.210	44.376
5	1:41.043	31.111			
3	1:38.720	41.915			

Num	Lap Time	Gap
-----	----------	-----

Lap 17

4	1:38.074	
10	1:38.707	07.013
18	1:38.932	13.649
28	1:38.968	14.683
58	1:38.990	15.415
34	1:39.508	20.933
77	1:39.123	26.428
1	1:39.451	27.321
11	1:39.305	28.774
5	1:41.227	34.264
3	1:38.700	42.541

Num	Lap Time	Gap
-----	----------	-----

Lap 18

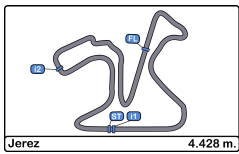
4	1:38.245	
10	1:38.479	07.247
18	1:38.861	14.265
28	1:39.022	15.460
58	1:39.092	16.262
34	1:39.811	22.499
77	1:39.208	27.391
1	1:39.145	28.221
11	1:39.319	29.848
5	1:40.260	36.279
3	1:38.668	42.964

Num	Lap Time	Gap
-----	----------	-----

Lap 19

4	1:38.798	
10	1:38.651	07.100
18	1:39.535	15.002
28	1:39.003	15.665
58	1:38.881	16.345
34	1:39.759	23.460
77	1:38.965	27.558
1	1:39.518	28.941
11	1:39.143	30.193
5	1:39.976	37.457



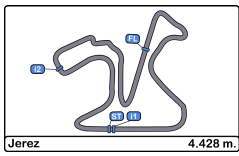


Circuito de Jerez
Euroformula Open
Race - 2
Best Sectors Results



Sector - 1				Sector - 2				Sector - 3				Ideal Lap vs Best Lap					
Clas	Nº	Driver	Time	Nº	Driver	Time	Nº	Driver	Time	Clas	Nº	Driver	Ideal Lap	Best Lap	Clas		
1	4	Felipe Drugovich	37.166	4	Felipe Drugovich	26.640	4	Felipe Drugovich	33.925	1	4	Felipe Drugovich	1:37.731	1:37.888	1		
2	10	Bent Viscaal	37.167	10	Bent Viscaal	26.649	10	Bent Viscaal	34.126	2	10	Bent Viscaal	1:37.942	1:37.956	2		
3	58	Javier Gonzalez	37.342	3	Christian Hahn	26.665	77	Guilherme Samaia	34.335	3	3	Christian Hahn	1:38.499	1:38.653	3		
4	28	Cameron Das	37.350	18	Marcos Siebert	26.751	58	Javier Gonzalez	34.377	4	18	Marcos Siebert	1:38.550	1:38.743	5		
5	18	Marcos Siebert	37.411	58	Javier Gonzalez	26.846	18	Marcos Siebert	34.388	5	58	Javier Gonzalez	1:38.565	1:38.711	4		
6	3	Christian Hahn	37.440	28	Cameron Das	26.869	3	Christian Hahn	34.394	6	28	Cameron Das	1:38.661	1:38.769	6		
7	1	David Schumacher	37.491	11	Petru Florescu	26.869	28	Cameron Das	34.442	7	1	David Schumacher	1:38.929	1:39.145	9		
8	34	Matheus Iorio	37.503	1	David Schumacher	26.914	1	David Schumacher	34.524	8	77	Guilherme Samaia	1:38.947	1:38.965	7		
9	11	Petru Florescu	37.515	77	Guilherme Samaia	27.083	34	Matheus Iorio	34.568	9	11	Petru Florescu	1:38.977	1:39.143	8		
10	77	Guilherme Samaia	37.529	34	Matheus Iorio	27.097	5	Dev Gore	34.572	10	34	Matheus Iorio	1:39.168	1:39.272	10		
11	5	Dev Gore	37.614	5	Dev Gore	27.148	11	Petru Florescu	34.593	11	5	Dev Gore	1:39.334	1:39.525	11		



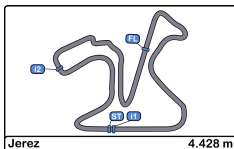


Circuito de Jerez
Euroformula Open
Race - 2
Leader Sequence



<u>Nº</u>	<u>Entrant</u>	<u>Nat</u>	<u>Driver</u>	<u>Nat</u>	<u>Cat</u>	<u>Chassis</u>	<u>Team</u>	<u>Start Lap</u>	<u>End Lap</u>	<u>Laps</u>	<u>Total Laps</u>
4	RP Motorsport	ITA	Felipe Drugovich	BRA		Dallara F312	RP Motorsport	1	19	19	19



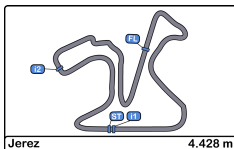


Circuito de Jerez
Euroformula Open
Race - 2
Best 5 Lap Times



Cls	Nº	Entrant	Nat	Driver	Nat	Cat	Cls	Chassis	Team	Best 1		Best 2		Best 3		Best 4		Best 5	
										Time	Lap	Time	Lap	Time	Lap	Time	Lap	Time	Lap
1	4	RP Motorsport	ITA	Felipe Drugovich	BRA			Dallara F312	RP Motorsport	1:37.888	7	1:37.937	8	1:37.937	11	1:37.976	13	1:38.002	12
2	10	RACE	ESP	Bent Viscaal	NLD	R	1	Dallara F312	Teo Martin Motorsport	1:37.956	7	1:38.395	8	1:38.431	9	1:38.452	13	1:38.479	18
3	3	RP Motorsport	ITA	Christian Hahn	BRA			Dallara F312	RP Motorsport	1:38.653	13	1:38.668	18	1:38.700	17	1:38.720	16	1:38.811	9
4	58	Drivex School	ESP	Javier Gonzalez	MEX	R	2	Dallara F312	Drivex School	1:38.711	12	1:38.839	8	1:38.881	19	1:38.985	9	1:38.990	17
5	18	Campos Racing	ESP	Marcos Siebert	ARG			Dallara F312	Campos Racing	1:38.743	12	1:38.861	18	1:38.923	16	1:38.929	9	1:38.932	17
6	28	Carlin Motorsport	GBR	Cameron Das	USA			Dallara F312	Carlin Motorsport	1:38.769	8	1:38.918	12	1:38.922	10	1:38.968	17	1:39.003	19
7	77	RP Motorsport	ITA	Guilherme Samaia	BRA			Dallara F312	RP Motorsport	1:38.965	19	1:39.123	17	1:39.208	18	1:39.436	16	1:39.558	14
8	11	Campos Racing	ESP	Petru Florescu	ROU			Dallara F312	Campos Racing	1:39.143	19	1:39.305	17	1:39.319	18	1:39.561	15	1:39.643	13
9	1	RP Motorsport	ITA	David Schumacher	DEU	R	3	Dallara F312	RP Motorsport	1:39.145	15	1:39.145	18	1:39.451	17	1:39.458	7	1:39.518	19
10	34	Carlin Motorsport	GBR	Matheus Iorio	BRA			Dallara F312	Carlin Motorsport	1:39.272	9	1:39.355	10	1:39.447	14	1:39.450	16	1:39.460	13
11	5	Carlin Motorsport	GBR	Dev Gore	USA	R	4	Dallara F312	Carlin Motorsport	1:39.525	9	1:39.820	8	1:39.939	12	1:39.976	19	1:40.082	7



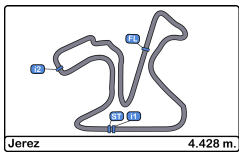


Circuito de Jerez
Euroformula Open
Race - 2
Best 5 Top Speeds



Cls	Nº	Entrant	Nat	Driver	Nat	Cat	Cls	Chassis	Team	Top 1		Top 2		Top 3		Top 4		Top 5		Avg
										Km/h	Lap	Km/h	Lap	Km/h	Lap	Km/h	Lap	Km/h	Lap	
1	1	RP Motorsport	ITA	David Schumacher	DEU	R	1	Dallara F312	RP Motorsport	216.8	7	216.4	11	214.2	9	213.8	8	213.0	1	214.8
2	77	RP Motorsport	ITA	Guilherme Samaia	BRA			Dallara F312	RP Motorsport	214.2	6	213.8	7	213.4	10	213.0	8	212.5	11	213.4
3	10	RACE	ESP	Bent Viscaal	NLD	R	2	Dallara F312	Teo Martin Motorsport	213.8	1	213.8	7	213.4	8	212.1	6	211.7	19	213.0
4	11	Campos Racing	ESP	Petru Florescu	ROU			Dallara F312	Campos Racing	213.8	12	212.1	14	211.7	9	211.7	13	211.3	7	212.1
5	18	Campos Racing	ESP	Marcos Siebert	ARG			Dallara F312	Campos Racing	213.8	1	213.4	6	212.1	19	211.3	7	210.9	8	212.3
6	28	Carlin Motorsport	GBR	Cameron Das	USA			Dallara F312	Carlin Motorsport	213.8	7	213.0	10	213.0	12	213.0	19	212.5	8	213.1
7	58	Drivex School	ESP	Javier Gonzalez	MEX	R	3	Dallara F312	Drivex School	213.8	19	212.5	1	212.1	8	212.1	10	211.7	13	212.5
8	5	Carlin Motorsport	GBR	Dev Gore	USA	R	4	Dallara F312	Carlin Motorsport	212.5	7	211.7	8	211.3	6	210.1	9	209.7	19	211.1
9	3	RP Motorsport	ITA	Christian Hahn	BRA			Dallara F312	RP Motorsport	211.7	10	210.9	12	210.5	8	210.5	18	210.1	9	210.7
10	4	RP Motorsport	ITA	Felipe Drugovich	BRA			Dallara F312	RP Motorsport	211.7	19	210.5	7	210.5	8	210.5	10	210.5	11	210.7
11	34	Carlin Motorsport	GBR	Matheus Iorio	BRA			Dallara F312	Carlin Motorsport	211.7	6	210.5	8	209.7	1	209.7	10	209.3	9	210.2



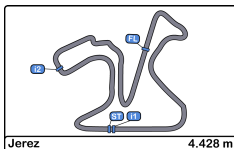


Circuito de Jerez
Euroformula Open
Race - 2
Fastest Laps Sequence



Lap	Time of Day	Session Time	Nº	Entrant	Nat	Driver	Nat	Cat	Chassis	Team	Time	Km/h
6	13:57:44.558	14:39.558	4	RP Motorsport	ITA	Felipe Drugovich	BRA		Dallara F312	RP Motorsport	1:38.176	162.3
7	13:59:22.445	16:17.445	4	RP Motorsport	ITA	Felipe Drugovich	BRA		Dallara F312	RP Motorsport	1:37.888	162.8



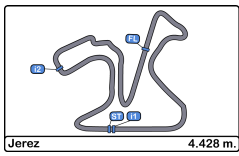


Circuito de Jerez
Euroformula Open
Race - 2
Event Best Maximum Speed



Nº	Entrant	Nat	Driver	Nat	Cat	Clas	Chassis	Team	Km/h	Session
10	RACE	ESP	Bent Viscaal	NLD	R	1	Dallara F312	Teo Martin Motorsport	219.5	Qualifying - 1
8	Drivex School	ESP	Lukas Dunner	AUT	R	2	Dallara F312	Drivex School	217.7	Qualifying - 1
5	Carlin Motorsport	GBR	Dev Gore	USA	R	3	Dallara F312	Carlin Motorsport	217.3	Qualifying - 1
28	Carlin Motorsport	GBR	Cameron Das	USA			Dallara F312	Carlin Motorsport	217.3	Race - 1
34	Carlin Motorsport	GBR	Matheus Iorio	BRA			Dallara F312	Carlin Motorsport	216.8	Qualifying - 1
1	RP Motorsport	ITA	David Schumacher	DEU	R	4	Dallara F312	RP Motorsport	216.8	Race - 2
7			Volkswagen				Dallara F312		216.4	Free Practice - 1
4	RP Motorsport	ITA	Felipe Drugovich	BRA			Dallara F312	RP Motorsport	216.0	Qualifying - 1
58	Drivex School	ESP	Javier Gonzalez	MEX	R	5	Dallara F312	Drivex School	216.0	Qualifying - 1
18	Campos Racing	ESP	Marcos Siebert	ARG			Dallara F312	Campos Racing	216.0	Race - 1
3	RP Motorsport	ITA	Christian Hahn	BRA			Dallara F312	RP Motorsport	215.5	Qualifying - 1
11	Campos Racing	ESP	Petru Florescu	ROU			Dallara F312	Campos Racing	215.1	Qualifying - 1
51	RACE	ESP	Aldo Festante	ITA	R	6	Dallara F312	Teo Martin Motorsport	214.2	Qualifying - 1
77	RP Motorsport	ITA	Guilherme Samaia	BRA			Dallara F312	RP Motorsport	214.2	Race - 2
6			Mercedes				Dallara F312		210.5	Free Practice - 1





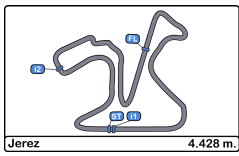
Circuito de Jerez
Euroformula Open
Race - 2
Lap Chart



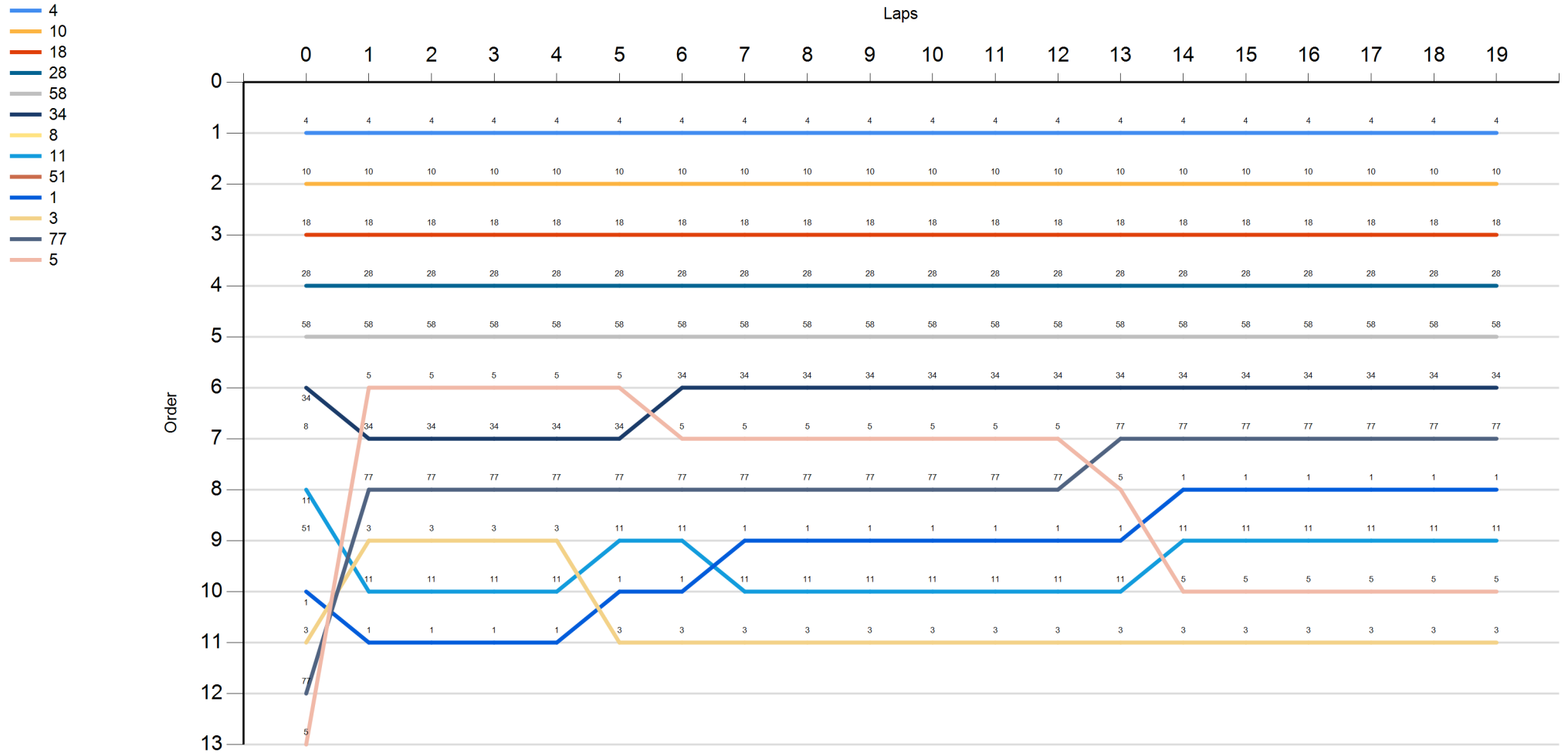
LAP

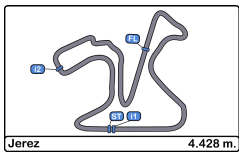
Nr	Po	Grid	1	2	3	4	5	6	7	8	9	10	11	12	13	14	15	16	17	18	19
4	1	4	4	4	4	4	4	4	4	4	4	4	4	4	4	4	4	4	4	4	4
10	2	10	10	10	10	10	10	10	10	10	10	10	10	10	10	10	10	10	10	10	10
18	3	18	18	18	18	18	18	18	18	18	18	18	18	18	18	18	18	18	18	18	18
28	4	28	28	28	28	28	28	28	28	28	28	28	28	28	28	28	28	28	28	28	28
58	5	58	58	58	58	58	58	58	58	58	58	58	58	58	58	58	58	58	58	58	58
34	6	34	5	5	5	5	5	34	34	34	34	34	34	34	34	34	34	34	34	34	34
8	7	8	34	34	34	34	34	5	5	5	5	5	5	5	77	77	77	77	77	77	77
11	8	11	77	77	77	77	77	77	77	77	77	77	77	77	5	1	1	1	1	1	1
51	9	51	3	3	3	3	11	11	1	1	1	1	1	1	1	11	11	11	11	11	11
1	10	1	11	11	11	11	1	1	11	11	11	11	11	11	11	5	5	5	5	5	5
3	11	3	1	1	1	1	3	3	3	3	3	3	3	3	3	3	3	3	3	3	3
77	12	77																			
5	13	5																			





Circuito de Jerez
Euroformula Open
Race - 2
Graphic Lap Chart



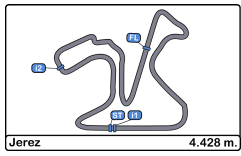


Circuito de Jerez
Euroformula Open
Race - 2
Pit Stop Analysis

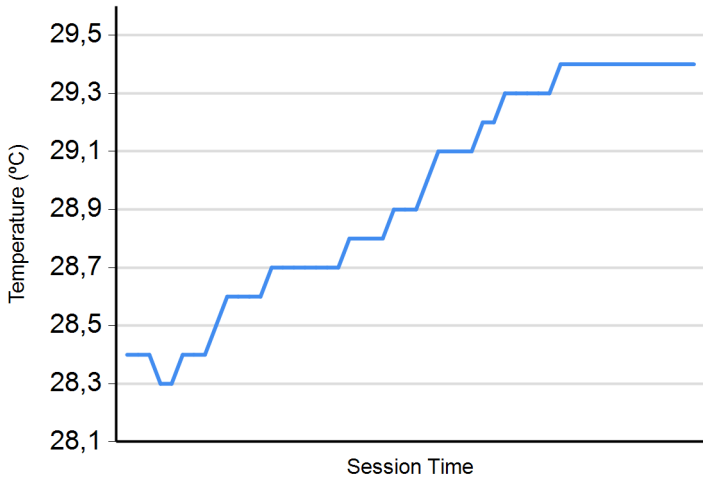


Nr.	In Day Time	Entrant	Nat	Driver	Nat	Cat	Chassis	Team	In Time	Stop N°	Pit Time	Handicap	Penalty
3	13:56:04.098	RP Motorsport	ITA	Christian Hahn	BRA		Dallara F312	RP Motorsport	12:59.084	1	31.874		

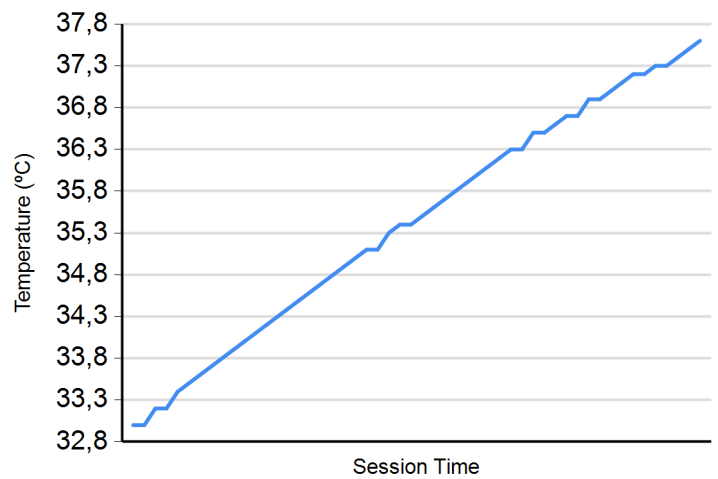




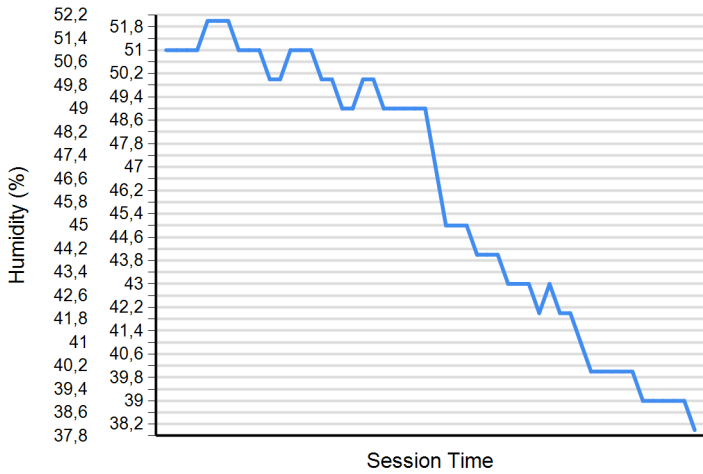
Air Temperature



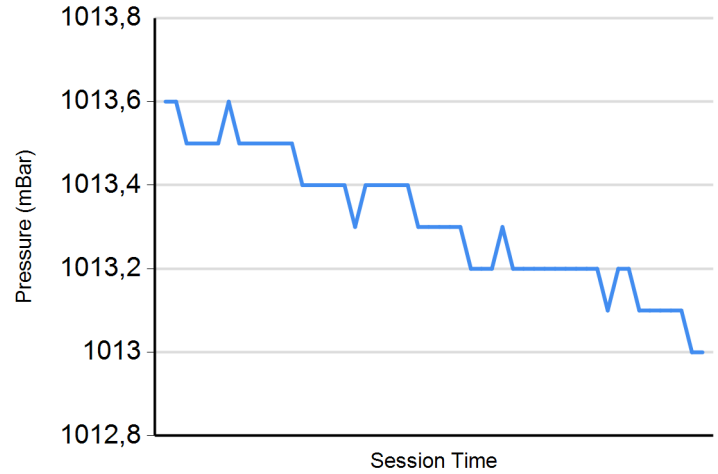
Track Temperature



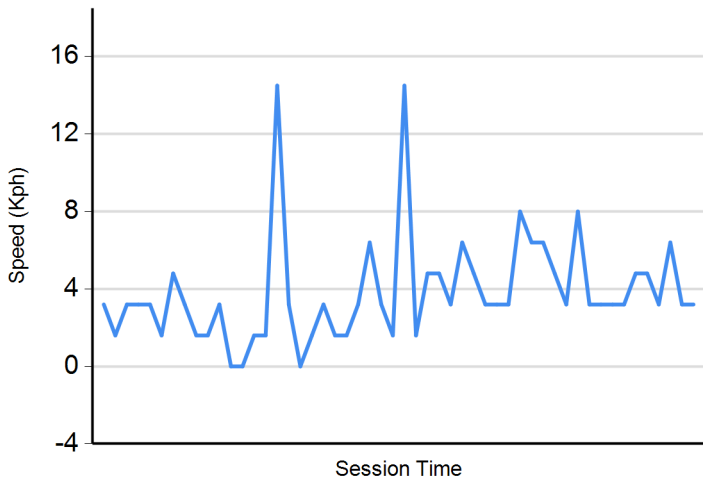
Humidity



Pressure



Wind Speed



Wind direction

North = 0°/360° Est = 90° South = 180° West = 270°

