

Spa Francorchamps  
Euroformula Open  
Race - 1  
Provisional Results



Clas	Nº	Entrant	Nat	Driver	Nat	Cat	Clas	Chassis	Team	Laps	Total Time	Gap	Interval	Km/h	Best	Time	Km/h
1	4	RP Motorsport	ITA	Felipe Drugovich	BRA			Dallara F312	RP Motorsport	14	36:30.815			161.1	6	2:14.86	186.9
2	34	Carlin Motorsport	GB	Matheus Iorio	BRA			Dallara F312	Carlin Motorsport	14	36:33.746	2.931	2.931	160.9	7	2:14.80	187.0
3	77	RP Motorsport	ITA	Guilherme Samaia	BRA			Dallara F312	RP Motorsport	14	36:38.097	7.282	4.351	160.5	7	2:15.82	185.6
4	8	Drivex School	ESP	Lukas Dunner	AUT	R	1	Dallara F312	Drivex School	14	36:42.895	12.080	4.798	160.2	6	2:16.06	185.3
5	10	RACE	ESP	Bent Viscaal	NLD	R	2	Dallara F312	Teo Martin Motorsport	14	36:43.527	12.712	0.632	160.1	6	2:14.93	186.8
6	12	Drivex School	ESP	Christian Hahn	BRA			Dallara F312	Drivex School	14	36:44.427	13.612	0.900	160.1	14	2:15.61	185.9
7	21	Fortec Motorsport	GB	Calan Williams	AUS			Dallara F312	Fortec Motorsport	14	36:49.216	18.401	4.789	159.7	6	2:15.95	185.4
8	3	RP Motorsport	ITA	Michael Benyahia	MA	R	3	Dallara F312	RP Motorsport	14	36:54.064	23.249	4.848	159.4	7	2:16.14	185.2
9	7	Drivex School	ESP	Jannes Fittje	DEU			Dallara F312	Drivex School	14	36:55.208	24.393	1.144	159.3	6	2:16.02	185.3
10	1	RP Motorsport	ITA	Leonard	NLD	R	4	Dallara F312	RP Motorsport	14	37:00.007	29.192	4.799	159.0	11	2:15.22	186.4
11	18	Campos Racing	ESP	Marcos Siebert	AR			Dallara F312	Campos Racing	14	37:09.586	38.771	9.579	158.3	12	2:14.44	187.5
<b>Not classified: (Requirements: 75% of number laps of leader = 11 Laps)</b>																	
	28	Carlin Motorsport	GB	Cameron Das	USA			Dallara F312	Carlin Motorsport	7	20:38.436	7 Laps	7 Laps	142.5	7	2:14.79	187.0
	11	Campos Racing	ESP	Alex Karkosik	POL			Dallara F312	Campos Racing								
	15	Campos Racing	ESP	Yves Baltas	USA	R	5	Dallara F312	Campos Racing								
	19	Fortec Motorsport	GB	Aldo Festante	ITA	R	6	Dallara F312	Fortec Motorsport								

Fastest lap Marcos Siebert in 2:14.446 at 187.5 Km/h in lap 12

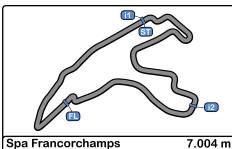
AFTER INVESTIGATION: CAR 7 10 SECONDS PENALTY TO BE ADDED TO FINAL RACE TIME

Published at:.....

Track Temp: 32.2 °C Air Temp: 22.5 °C Humidity: 72 % Track Status: DRY

Stewards:	Race Director:	Timekeeper:





Spa Francorchamps  
Euroformula Open  
Race - 1  
Provisional Results by Class



Clas	Nº	Entrant	Nat	Driver	Nat	Cat	Clas	Chassis	Team	Laps	Total Time	Gap	Interval	Km/h	Best	Time	Km/h
1	4	RP Motorsport	ITA	Felipe Drugovich	BRA			Dallara F312	RP Motorsport	14	36:30.815			161.1	6	2:14.86	186.9
2	34	Carlin Motorsport	GB	Matheus Iorio	BRA			Dallara F312	Carlin Motorsport	14	36:33.746	2.931	2.931	160.9	7	2:14.80	187.0
3	77	RP Motorsport	ITA	Guilherme Samaia	BRA			Dallara F312	RP Motorsport	14	36:38.097	7.282	4.351	160.5	7	2:15.82	185.6
4	12	Drivex School	ESP	Christian Hahn	BRA			Dallara F312	Drivex School	14	36:44.427	13.612	6.330	160.1	14	2:15.61	185.9
5	21	Fortec Motorsport	GB	Calan Williams	AUS			Dallara F312	Fortec Motorsport	14	36:49.216	18.401	4.789	159.7	6	2:15.95	185.4
6	7	Drivex School	ESP	Jannes Fittje	DEU			Dallara F312	Drivex School	14	36:55.208	24.393	5.992	159.3	6	2:16.02	185.3
7	18	Campos Racing	ESP	Marcos Siebert	AR			Dallara F312	Campos Racing	14	37:09.586	38.771	14.378	158.3	12	2:14.44	187.5

Not classified: (Requirements: 75% of number laps of leader = 11 Laps)

28	Carlin Motorsport	GB	Cameron Das	USA				Dallara F312	Carlin Motorsport	7	20:38.436	7 Laps	7 Laps	142.5	7	2:14.79	187.0
11	Campos Racing	ESP	Alex Karkosik	POL				Dallara F312	Campos Racing								

Rookie

1	8	Drivex School	ESP	Lukas Dunner	AUT	R	1	Dallara F312	Drivex School	14	36:42.895			160.2	6	2:16.06	185.3
2	10	RACE	ESP	Bent Viscaal	NLD	R	2	Dallara F312	Teo Martin Motorsport	14	36:43.527	12.712	0.632	160.1	6	2:14.93	186.8
3	3	RP Motorsport	ITA	Michael Benyahia	MA	R	3	Dallara F312	RP Motorsport	14	36:54.064	23.249	10.537	159.4	7	2:16.14	185.2
4	1	RP Motorsport	ITA	Leonard	NLD	R	4	Dallara F312	RP Motorsport	14	37:00.007	29.192	5.943	159.0	11	2:15.22	186.4

Not classified: (Requirements: 75% of number laps of leader = 11 Laps)

15	Campos Racing	ESP	Yves Baltas	USA	R	5		Dallara F312	Campos Racing								
19	Fortec Motorsport	GB	Aldo Festante	ITA	R	6		Dallara F312	Fortec Motorsport								

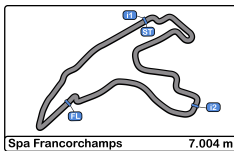
Fastest lap Marcos Siebert in 2:14.446 at 187.5 Km/h in lap 12

Published at:.....

Track Temp: 32.2 °C Air Temp: 22.5 °C Humidity: 72 % Track Status: DRY

Stewards:	Race Director:	Timekeeper:





Spa Francorchamps

Euroformula Open

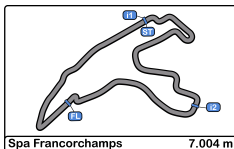
Race - 1

Provisional Classification by Driver Fastest Lap



Clas	Nº	Entrant	Nat	Driver	Nat	Cat	Clas	Chassis	Team	Laps	Best	Time	Gap	Interval	Km/h
1	18	Campos Racing	ESP	Marcos Siebert	ARG			Dallara F312	Campos Racing	14	12	2:14.446			187.5
2	28	Carlin Motorsport	GBR	Cameron Das	USA			Dallara F312	Carlin Motorsport	7	7	2:14.797	0.351	0.351	187.0
3	34	Carlin Motorsport	GBR	Matheus Iorio	BRA			Dallara F312	Carlin Motorsport	14	7	2:14.807	0.361	0.010	187.0
4	4	RP Motorsport	ITA	Felipe Drugovich	BRA			Dallara F312	RP Motorsport	14	6	2:14.868	0.422	0.061	186.9
5	10	RACE	ESP	Bent Viscaal	NLD	R	1	Dallara F312	Teo Martin Motorsport	14	6	2:14.930	0.484	0.062	186.8
6	1	RP Motorsport	ITA	Leonard Hoogenboom	NLD	R	2	Dallara F312	RP Motorsport	14	11	2:15.226	0.780	0.296	186.4
7	12	Drivex School	ESP	Christian Hahn	BRA			Dallara F312	Drivex School	14	14	2:15.614	1.168	0.388	185.9
8	77	RP Motorsport	ITA	Guilherme Samaia	BRA			Dallara F312	RP Motorsport	14	7	2:15.821	1.375	0.207	185.6
9	21	Fortec Motorsport	GBR	Calan Williams	AUS			Dallara F312	Fortec Motorsport	14	6	2:15.953	1.507	0.132	185.4
10	7	Drivex School	ESP	Jannes Fittje	DEU			Dallara F312	Drivex School	14	6	2:16.027	1.581	0.074	185.3
11	8	Drivex School	ESP	Lukas Dunner	AUT	R	3	Dallara F312	Drivex School	14	6	2:16.066	1.620	0.039	185.3
12	3	RP Motorsport	ITA	Michael Benyahia	MAR	R	4	Dallara F312	RP Motorsport	14	7	2:16.140	1.694	0.074	185.2



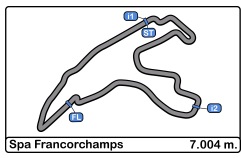


Spa Francorchamps  
Euroformula Open  
Race - 1  
Distance and Speed Average



Clas	Nº	Entrant	Nat	Driver	Nat	Cat	Clas	Chassis	Team	Laps	Distance	Total Time	Km/h
1	4	RP Motorsport	ITA	Felipe Drugovich	BRA			Dallara F312	RP Motorsport	14	98.05	36:30.815	161.1
2	34	Carlin Motorsport	GBR	Matheus Iorio	BRA			Dallara F312	Carlin Motorsport	14	98.05	36:33.746	160.9
3	77	RP Motorsport	ITA	Guilherme Samaia	BRA			Dallara F312	RP Motorsport	14	98.05	36:38.097	160.5
4	8	Drivex School	ESP	Lukas Dunner	AUT	R	1	Dallara F312	Drivex School	14	98.05	36:42.895	160.2
5	10	RACE	ESP	Bent Viscaal	NLD	R	2	Dallara F312	Teo Martin Motorsport	14	98.05	36:43.527	160.1
6	12	Drivex School	ESP	Christian Hahn	BRA			Dallara F312	Drivex School	14	98.05	36:44.427	160.1
7	21	Fortec Motorsport	GBR	Calan Williams	AUS			Dallara F312	Fortec Motorsport	14	98.05	36:49.216	159.7
8	3	RP Motorsport	ITA	Michael Benyahia	MAR	R	3	Dallara F312	RP Motorsport	14	98.05	36:54.064	159.4
9	7	Drivex School	ESP	Jannes Fittje	DEU			Dallara F312	Drivex School	14	98.05	36:55.208	159.3
10	1	RP Motorsport	ITA	Leonard Hoogenboom	NLD	R	4	Dallara F312	RP Motorsport	14	98.05	37:00.007	159.0
11	18	Campos Racing	ESP	Marcos Siebert	ARG			Dallara F312	Campos Racing	14	98.05	37:09.586	158.3
<b>Not classified: (Requirements: 75% of number laps of leader = 11 Laps)</b>													
	28	Carlin Motorsport	GBR	Cameron Das	USA			Dallara F312	Carlin Motorsport	7	49.02	20:38.436	142.5
	11	Campos Racing	ESP	Alex Karkosik	POL			Dallara F312	Campos Racing				
	15	Campos Racing	ESP	Yves Baltas	USA	R	5	Dallara F312	Campos Racing				
	19	Fortec Motorsport	GBR	Aldo Festante	ITA	R	6	Dallara F312	Fortec Motorsport				





Spa Francorchamps  
Euroformula Open  
Race - 1  
Lap Analysis



1 Leonard Hoogenboom Dallara F312 7 Jannes Fittje Dallara F312  
RP Motorsport Drivex School

Lap D	Time	Sector 1	Sector 2	Sector 3	T. Spd	Elapsed	Lap D	Time	Sector 1	Sector 2	Sector 3	T. Spd	Elapsed
1	2:24.652	43.770	1:02.077	38.805	246.5	2:24.652	1	2:23.069	42.884	1:01.252	38.933	234.2	2:23.069
2	4:48.961	1:21.095	2:10.160	1:17.706	73.3	7:13.613	2	4:49.064	1:20.824	2:10.210	1:18.030	84.0	7:12.133
3	4:25.261	1:25.512	1:57.824	1:01.925	84.7	11:38.874	3	4:25.959	1:25.051	1:58.460	1:02.448	106.5	11:38.092
4	2:18.066	40.199	1:01.061	36.806	248.8	13:56.940	4	2:18.816	40.628	1:01.064	37.124	237.8	13:56.908
5	2:23.321 P	40.483	59.294	43.544	247.1	16:20.261	5	2:17.667	41.293	59.549	36.825	241.0	16:14.575
6	2:33.785	58.053	58.729	37.003	238.4	18:54.046	6	2:16.027	40.347	58.811	36.869	242.1	18:30.602
7	2:15.967	40.511	58.487	36.969	238.4	21:10.013	7	2:16.099	40.121	59.187	36.791	244.8	20:46.701
8	2:15.933	40.354	58.654	36.925	240.0	23:25.946	8	2:17.042	40.036	59.401	37.605	244.3	23:03.743
9	2:15.999	40.439	58.563	36.997	238.4	25:41.945	9	2:16.488	40.697	58.784	37.007	239.4	25:20.231
10	2:15.788	40.410	58.531	36.847	238.9	27:57.733	10	2:18.488	40.888	59.388	38.212	236.3	27:38.719
11	2:15.226	40.303	58.120	36.803	240.0	30:12.959	11	2:16.922	40.470	59.370	37.082	243.7	29:55.641
12	2:15.451	40.348	58.405	36.698	240.5	32:28.410	12	2:16.563	40.645	59.084	36.834	241.6	32:12.204
13	2:15.857	40.263	58.718	36.876	241.0	34:44.267	13	2:16.216	40.357	58.784	37.075	242.1	34:28.420
14	2:15.740	40.192	58.646	36.902	240.5	37:00.007	14	2:16.788	40.386	59.348	37.054	244.8	36:45.208

3 Michael Benyahia Dallara F312 8 Lukas Dunner Dallara F312  
RP Motorsport Drivex School

Lap D	Time	Sector 1	Sector 2	Sector 3	T. Spd	Elapsed	Lap D	Time	Sector 1	Sector 2	Sector 3	T. Spd	Elapsed
1	2:26.436	44.356	1:04.442	37.638	246.5	2:26.436	1	2:30.795	44.230	1:08.747	37.818	242.6	2:30.795
2	4:48.296	1:19.863	2:10.835	1:17.598	75.8	7:14.732	2	4:45.676	1:16.995	2:10.724	1:17.957	78.7	7:16.471
3	4:24.678	1:26.289	1:56.577	1:01.812	100.5	11:39.410	3	4:24.099	1:27.115	1:55.201	1:01.783	105.7	11:40.570
4	2:17.884	40.486	1:00.603	36.795	243.7	13:57.294	4	2:17.326	41.141	59.589	36.596	244.3	13:57.896
5	2:16.686	40.890	59.171	36.625	250.5	16:13.980	5	2:17.084	40.482	59.807	36.795	242.1	16:14.980
6	2:16.173	40.228	58.972	36.973	244.3	18:30.153	6	2:16.066	39.959	59.363	36.744	242.6	18:31.046
7	2:16.140	40.216	58.974	36.950	242.6	20:46.293	7	2:16.148	39.874	59.425	36.849	242.6	20:47.194
8	2:17.280	40.199	59.418	37.663	244.3	23:03.573	8	2:16.866	39.975	59.352	37.539	244.3	23:04.060
9	2:17.515	40.859	59.860	36.796	240.5	25:21.088	9	2:17.382	40.474	1:00.198	36.710	237.3	25:21.442
10	2:25.665	39.982	58.890	46.793	247.1	27:46.753	10	2:16.369	39.860	59.528	36.981	241.0	27:37.811
11	2:17.353	40.879	59.099	37.375	239.4	30:04.106	11	2:16.139	40.814	58.257	37.068	237.3	29:53.950
12	2:16.667	40.629	58.958	37.080	240.0	32:20.773	12	2:16.368	40.824	58.452	37.092	238.4	32:10.318
13	2:16.669	40.509	59.031	37.129	241.6	34:37.442	13	2:16.448	40.725	58.575	37.148	238.4	34:26.766
14	2:16.622	40.378	59.051	37.193	240.5	36:54.064	14	2:16.129	40.557	58.563	37.009	237.8	36:42.895

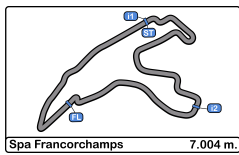
4 Felipe Drugovich Dallara F312 10 Bent Viscaal Dallara F312  
RP Motorsport Teo Martin Motorsport

Lap D	Time	Sector 1	Sector 2	Sector 3	T. Spd	Elapsed	Lap D	Time	Sector 1	Sector 2	Sector 3	T. Spd	Elapsed
1	2:21.040	42.512	1:00.365	38.163	238.9	2:21.040	1	2:32.137	45.563	1:08.168	38.406	245.4	2:32.137
2	4:49.221	1:20.856	2:10.174	1:18.191	91.1	7:10.261	2	4:45.545	1:17.018	2:10.366	1:18.161	90.0	7:17.682
3	4:26.865	1:24.279	1:59.845	1:02.741	112.5	11:37.126	3	4:23.282	1:26.999	1:55.356	1:00.927	101.1	11:40.964
4	2:16.917	40.045	1:00.256	36.616	241.6	13:54.043	4	2:18.473	40.887	1:00.793	36.793	246.0	13:59.437
5	2:16.285	39.765	59.958	36.562	246.0	16:10.328	5	2:17.933	41.371	59.760	36.802	246.0	16:17.370
6	2:14.868	39.910	58.519	36.439	248.8	18:25.196	6	2:14.930	39.943	58.467	36.520	245.4	18:32.300
7	2:15.134	39.638	59.053	36.443	246.5	20:40.330	7	2:15.863	39.902	59.264	36.697	244.8	20:48.163
8	2:18.604	39.942	1:01.893	36.769	248.2	22:58.934	8	2:16.625	39.796	59.538	37.291	244.3	23:04.788
9	2:16.446	40.320	59.296	36.830	240.0	25:15.380	9	2:17.435	40.051	1:00.674	36.710	243.2	25:22.223
10	2:15.219	40.165	58.315	36.739	242.1	27:30.599	10	2:16.484	40.095	59.038	37.351	244.8	27:38.707
11	2:15.142	40.346	58.108	36.688	240.5	29:45.741	11	2:17.318	40.541	59.826	36.951	240.5	29:56.025
12	2:14.964	40.206	58.050	36.708	240.5	32:00.705	12	2:15.023	40.180	58.262	36.581	242.6	32:11.048
13	2:14.882	40.175	57.909	36.798	241.0	34:15.587	13	2:16.111	40.086	59.132	36.893	234.7	34:27.159
14	2:15.228	40.166	58.295	36.767	240.5	36:30.815	14	2:16.368	40.583	58.958	36.827	227.3	36:43.527

11 Alex Karkosik Dallara F312  
Campos Racing

Lap D	Time	Sector 1	Sector 2	Sector 3	T. Spd	Elapsed
1		43.621				241.6





**Spa Francorchamps**  
**Euroformula Open**  
**Race - 1**  
**Lap Analysis**



**12** Christian Hahn Dallara F312 **21** Calan Williams Dallara F312  
 Drivex School Fortec Motorsport

Lap	D	Time	Sector 1	Sector 2	Sector 3	T. Spd	Elapsed	Lap	D	Time	Sector 1	Sector 2	Sector 3	T. Spd	Elapsed
1		2:27.585	45.643	1:03.811	38.131	240.5	2:27.585	1		2:42.718	1:01.212	1:00.269	41.237	230.7	2:42.718
2		4:48.106	1:19.415	2:10.910	1:17.781	74.2	7:15.691	2		4:36.313	1:08.299	2:10.907	1:17.107	91.3	7:19.031
3		4:24.359	1:26.623	1:55.795	1:01.941	102.6	11:40.050	3		4:22.428	1:27.488	1:54.292	1:00.648	117.6	11:41.459
4		2:19.409	41.708	1:00.414	37.287	240.5	13:59.459	4		2:18.107	40.542	1:01.007	36.558	241.0	13:59.566
5		2:17.504	40.856	59.719	36.929	242.1	16:16.963	5		2:16.145	40.788	58.889	36.468	245.4	16:15.711
6		2:16.564	40.386	59.243	36.935	242.1	18:33.527	6		2:15.953	39.711	59.663	36.579	248.2	18:31.664
7		2:15.676	40.390	58.492	36.794	242.1	20:49.203	7		2:16.122	39.480	59.907	36.735	247.1	20:47.786
8		2:15.974	40.358	58.542	37.074	243.7	23:05.177	8		2:16.718	39.563	59.702	37.453	246.5	23:04.504
9		2:18.222	40.022	1:01.151	37.049	241.6	25:23.399	9		2:19.486	40.149	1:02.329	37.008	241.0	25:23.990
10		2:16.964	40.592	59.568	36.804	241.0	27:40.363	10		2:17.078	40.013	1:00.321	36.744	245.4	27:41.068
11		2:16.346	40.319	59.198	36.829	242.1	29:56.709	11		2:16.555	39.641	1:00.285	36.629	240.0	29:57.623
12		2:16.062	40.211	59.136	36.715	243.7	32:12.771	12		2:17.780	39.921	1:01.080	36.779	244.3	32:15.403
13		2:16.042	40.149	58.962	36.931	238.4	34:28.813	13		2:16.986	40.129	59.850	37.007	244.3	34:32.389
14		2:15.614	39.897	58.896	36.821	244.3	36:44.427	14		2:16.827	40.227	59.443	37.157	242.1	36:49.216

**15** Yves Baltas Dallara F312 **28** Cameron Das Dallara F312  
 Campos Racing Carlin Motorsport

Lap	D	Time	Sector 1	Sector 2	Sector 3	T. Spd	Elapsed	Lap	D	Time	Sector 1	Sector 2	Sector 3	T. Spd	Elapsed
1			44.250				244.8	1		2:18.435	42.431	58.775	37.229	240.5	2:18.435
2								2		4:49.982	1:21.936	2:09.757	1:18.289	88.0	7:08.417
3								3		4:27.853	1:24.088	1:59.512	1:04.253	98.9	11:36.270
4								4		2:17.112	40.870	59.346	36.896	234.7	13:53.382
5								5		2:15.330	40.303	58.152	36.875	241.0	16:08.712
6								6		2:14.927	40.527	57.571	36.829	239.4	18:23.639
7								7		2:14.797	40.406	57.516	36.875	238.9	20:38.436
8								8			40.494			239.4	

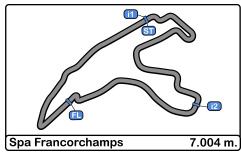
**18** Marcos Siebert Dallara F312  
 Campos Racing

Lap	D	Time	Sector 1	Sector 2	Sector 3	T. Spd	Elapsed	Lap	D	Time	Sector 1	Sector 2	Sector 3	T. Spd	Elapsed
1		2:20.541	42.454	59.616	38.471	235.2	2:20.541	1		2:22.257	42.776	1:00.820	38.661	246.0	2:22.257
2		4:48.836	1:20.613	2:09.940	1:18.283	85.9	7:09.377	2		4:48.790	1:20.694	2:10.263	1:17.833	85.5	7:11.047
3		4:27.256	1:24.200	1:59.439	1:03.617	125.8	11:36.633	3		4:26.534	1:24.670	1:59.200	1:02.664	108.6	11:37.581
4		2:16.424	40.538	58.516	37.370	236.3	13:53.057	4		2:17.486	40.204	1:00.593	36.689	244.8	13:55.067
5		2:16.475	40.745	59.023	36.707	242.6	16:09.532	5		2:15.800	40.016	59.133	36.651	244.8	16:10.867
6		2:14.962	40.214	58.006	36.742	244.3	18:24.494	6		2:15.015	39.767	58.806	36.442	242.1	18:25.882
7		2:14.644	40.275	57.705	36.664	240.5	20:39.138	7		2:14.807	39.756	58.720	36.331	248.8	20:40.689
8		2:32.971 P	39.881	1:06.700	46.390	248.8	23:12.109	8		2:18.708	39.876	1:02.127	36.705	242.6	22:59.397
9		2:43.665	1:09.229	57.495	36.941	230.7	25:55.774	9		2:15.710	39.827	58.647	37.236	242.1	25:15.107
10		2:14.888	40.670	57.255	36.963	234.7	28:10.662	10		2:16.173	40.571	58.839	36.763	236.8	27:31.280
11		2:14.847	40.569	57.365	36.913	234.7	30:25.509	11		2:15.410	40.077	58.618	36.715	246.0	29:46.690
12		2:14.446	40.547	57.172	36.727	234.7	32:39.955	12		2:15.088	40.089	58.379	36.620	243.7	32:01.778
13		2:14.578	40.517	57.256	36.805	236.3	34:54.533	13		2:15.744	39.891	58.943	36.910	244.8	34:17.522
14		2:15.053	40.400	57.592	37.061	235.2	37:09.586	14		2:16.224	40.171	59.123	36.930	242.1	36:33.746

**19** Aldo Festante Dallara F312  
 Fortec Motorsport

Lap	D	Time	Sector 1	Sector 2	Sector 3	T. Spd	Elapsed	Lap	D	Time	Sector 1	Sector 2	Sector 3	T. Spd	Elapsed
1			45.289				246.0	1		2:22.257	42.776	1:00.820	38.661	246.0	2:22.257





Spa Francorchamps  
Euroformula Open  
Race - 1  
Lap Analysis



77

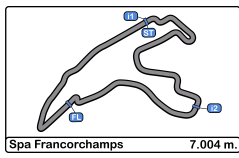
Guilherme Samaia

Dallara F312

RP Motorsport

Lap	D	Time	Sector 1	Sector 2	Sector 3	T. Spd	Elapsed
1		2:23.771	43.736	1:01.429	38.606	247.1	2:23.771
2		4:48.981	1:21.007	2:10.463	1:17.511	65.2	7:12.752
3		4:25.779	1:25.420	1:58.456	1:01.903	98.6	11:38.531
4		2:17.835	39.996	1:00.875	36.964	247.7	13:56.366
5		2:16.068	40.173	59.185	36.710	244.3	16:12.434
6		2:15.922	40.265	58.827	36.830	243.7	18:28.356
7		<b>2:15.821</b>	40.261	<b>58.820</b>	36.740	242.1	20:44.177
8		2:16.032	40.305	59.175	<b>36.552</b>	243.2	23:00.209
9		2:15.974	<b>39.963</b>	59.258	36.753	244.3	25:16.183
10		2:16.162	40.120	59.268	36.774	244.8	27:32.345
11		2:15.862	40.070	59.035	36.757	243.7	29:48.207
12		2:16.263	40.169	59.136	36.958	242.6	32:04.470
13		2:16.548	40.441	59.132	36.975	241.6	34:21.018
14		2:17.079	40.356	59.616	37.107	240.5	36:38.097





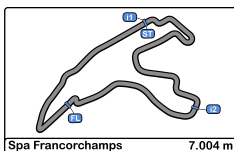
**Spa Francorchamps**  
**Euroformula Open**  
**Race - 1**  
**Analysis by Lap**



Num	Lap Time	Gap	10	4:23.282	04.694	21	2:15.953	08.025	12	2:18.222	08.292	3	2:16.667	20.068
<b>Lap 1</b>			21	4:22.428	05.189	10	2:14.930	08.661	21	2:19.486	08.883	1	2:15.451	27.705
28	2:18.435		<b>Num Lap Time Gap</b>			12	2:16.564	09.888	1	2:15.999	26.838	18	2:14.446	39.250
18	2:20.541	02.106	<b>Lap 4</b>			1	2:33.785	30.407	18	2:43.665	40.667	<b>Num Lap Time Gap</b>		
4	2:21.040	02.605	18	2:16.424		<b>Num Lap Time Gap</b>			<b>Num Lap Time Gap</b>			<b>Lap 13</b>		
34	2:22.257	03.822	28	2:17.112	00.325	<b>Lap 7</b>			<b>Lap 10</b>			4	2:14.882	
7	2:23.069	04.634	4	2:16.917	00.986	28	2:14.797		4	2:15.219		34	2:15.744	01.935
77	2:23.771	05.336	34	2:17.486	02.010	18	2:14.644	00.702	34	2:16.173	00.681	77	2:16.548	05.431
1	2:24.652	06.217	77	2:17.835	03.309	4	2:15.134	01.894	77	2:16.162	01.746	8	2:16.448	11.179
3	2:26.436	08.001	7	2:18.816	03.851	34	2:14.807	02.253	8	2:16.369	07.212	10	2:16.111	11.572
12	2:27.585	09.150	1	2:18.066	03.883	77	2:15.821	05.741	10	2:16.484	08.108	7	2:16.216	12.833
8	2:30.795	12.360	3	2:17.884	04.237	3	2:16.140	07.857	7	2:18.488	08.120	12	2:16.042	13.226
10	2:32.137	13.702	8	2:17.326	04.839	7	2:16.099	08.265	12	2:16.964	09.764	21	2:16.986	16.802
21	2:42.718	24.283	10	2:18.473	06.380	8	2:16.148	08.758	21	2:17.078	10.469	3	2:16.669	21.855
<b>Num Lap Time Gap</b>			12	2:19.409	06.402	21	2:16.122	09.350	3	2:25.665	16.154	1	2:15.857	28.680
<b>Lap 2</b>			21	2:18.107	06.509	10	2:15.863	09.727	1	2:15.788	27.134	18	2:14.578	38.946
28	4:49.982		<b>Num Lap Time Gap</b>			12	2:15.676	10.767	18	2:14.888	40.063	<b>Num Lap Time Gap</b>		
18	4:48.836	00.960	<b>Lap 5</b>			1	2:15.967	31.577	<b>Num Lap Time Gap</b>			<b>Lap 14</b>		
4	4:49.221	01.844	28	2:15.330		<b>Num Lap Time Gap</b>			<b>Lap 11</b>			4	2:15.228	
34	4:48.790	02.630	18	2:16.475	00.820	<b>Lap 8</b>			4	2:15.142		34	2:16.224	02.931
7	4:49.064	03.716	4	2:16.285	01.616	4	2:18.604		34	2:15.410	00.949	77	2:17.079	07.282
77	4:48.981	04.335	34	2:15.800	02.155	34	2:18.708	00.463	77	2:15.862	02.466	8	2:16.129	12.080
1	4:48.961	05.196	77	2:16.068	03.722	77	2:16.032	01.275	8	2:16.139	08.209	10	2:16.368	12.712
3	4:48.296	06.315	3	2:16.686	05.268	3	2:17.280	04.639	7	2:16.922	09.900	12	2:15.614	13.612
12	4:48.106	07.274	7	2:17.667	05.863	7	2:17.042	04.809	10	2:17.318	10.284	7	2:16.788	14.393
8	4:45.676	08.054	8	2:17.084	06.268	8	2:16.866	05.126	12	2:16.346	10.968	21	2:16.827	18.401
10	4:45.545	09.265	21	2:16.145	06.999	21	2:16.718	05.570	21	2:16.555	11.882	3	2:16.622	23.249
21	4:36.313	10.614	12	2:17.504	08.251	10	2:16.625	05.854	3	2:17.353	18.365	1	2:15.740	29.192
<b>Num Lap Time Gap</b>			10	2:17.933	08.658	12	2:15.974	06.243	1	2:15.226	27.218	18	2:15.053	38.771
<b>Lap 3</b>			1	2:23.321	11.549	18	2:32.971	13.175	18	2:14.847	39.768	<b>Num Lap Time Gap</b>		
28	4:27.853		<b>Num Lap Time Gap</b>			1	2:15.933	27.012	<b>Num Lap Time Gap</b>			<b>Lap 12</b>		
18	4:27.256	00.363	<b>Lap 6</b>			<b>Num Lap Time Gap</b>			<b>Lap 12</b>			4	2:14.964	
4	4:26.865	00.856	28	2:14.927		<b>Lap 9</b>			34	2:15.088	01.073	34	2:15.088	01.073
34	4:26.534	01.311	18	2:14.962	00.855	34	2:15.710		77	2:16.263	03.765	77	2:16.263	03.765
7	4:25.959	01.822	4	2:14.868	01.557	4	2:16.446	00.273	8	2:16.368	09.613	8	2:16.368	09.613
77	4:25.779	02.261	34	2:15.015	02.243	77	2:15.974	01.076	10	2:15.023	10.343	10	2:15.023	10.343
1	4:25.261	02.604	77	2:15.922	04.717	7	2:16.488	05.124	7	2:16.563	11.499	7	2:16.563	11.499
3	4:24.678	03.140	3	2:16.173	06.514	3	2:17.515	05.981	12	2:16.062	12.066	12	2:16.062	12.066
12	4:24.359	03.780	7	2:16.027	06.963	8	2:17.382	06.335	21	2:17.780	14.698	21	2:17.780	14.698
8	4:24.099	04.300	8	2:16.066	07.407	10	2:17.435	07.116						





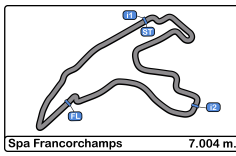


Spa Francorchamps  
Euroformula Open  
Race - 1  
Best Sectors Results



Sector - 1				Sector - 2				Sector - 3				Ideal Lap vs Best Lap				
Clas	Nº	Driver	Time	Nº	Driver	Time	Nº	Driver	Time	Clas	Nº	Driver	Ideal Lap	Best Lap	Clas	
1	21	Calan Williams	39.480	18	Marcos Siebert	57.172	34	Matheus Iorio	36.331	1	18	Marcos Siebert	2:13.717	2:14.446	1	
2	4	Felipe Drugovich	39.638	28	Cameron Das	57.516	4	Felipe Drugovich	36.439	2	4	Felipe Drugovich	2:13.986	2:14.868	4	
3	34	Matheus Iorio	39.756	4	Felipe Drugovich	57.909	21	Calan Williams	36.468	3	34	Matheus Iorio	2:14.466	2:14.807	3	
4	10	Bent Viscaal	39.796	1	Leonard Hoogenboom	58.120	10	Bent Viscaal	36.520	4	10	Bent Viscaal	2:14.578	2:14.930	5	
5	8	Lukas Dunner	39.860	8	Lukas Dunner	58.257	77	Guilherme Samaia	36.552	5	28	Cameron Das	2:14.648	2:14.797	2	
6	18	Marcos Siebert	39.881	10	Bent Viscaal	58.262	8	Lukas Dunner	36.596	6	8	Lukas Dunner	2:14.713	2:16.066	11	
7	12	Christian Hahn	39.897	34	Matheus Iorio	58.379	3	Michael Benyahia	36.625	7	21	Calan Williams	2:14.837	2:15.953	9	
8	77	Guilherme Samaia	39.963	12	Christian Hahn	58.492	18	Marcos Siebert	36.664	8	1	Leonard Hoogenboom	2:15.010	2:15.226	6	
9	3	Michael Benyahia	39.982	7	Jannes Fittje	58.784	1	Leonard Hoogenboom	36.698	9	12	Christian Hahn	2:15.104	2:15.614	7	
10	7	Jannes Fittje	40.036	77	Guilherme Samaia	58.820	12	Christian Hahn	36.715	10	77	Guilherme Samaia	2:15.335	2:15.821	8	
11	1	Leonard Hoogenboom	40.192	21	Calan Williams	58.889	7	Jannes Fittje	36.791	11	3	Michael Benyahia	2:15.497	2:16.140	12	
12	28	Cameron Das	40.303	3	Michael Benyahia	58.890	28	Cameron Das	36.829	12	7	Jannes Fittje	2:15.611	2:16.027	10	
13	11	Alex Karkosik	43.621	11	Alex Karkosik	Transpon	11	Alex Karkosik	Transpon	13	11	Alex Karkosik	Transpon	Transpo	13	
14	15	Yves Baltas	44.250	15	Yves Baltas	Transpon	15	Yves Baltas	Transpon	14	15	Yves Baltas	Transpon	Transpo	14	
15	19	Aldo Festante	45.289	19	Aldo Festante	Transpon	19	Aldo Festante	Transpon	15	19	Aldo Festante	Transpon	Transpo	15	



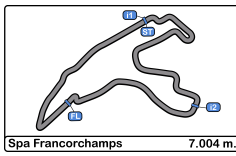


Spa Francorchamps  
Euroformula Open  
Race - 1  
Leader Sequence



Nº	Entrant	Nat	Driver	Nat	Cat	Chassis	Team	Start Lap	End Lap	Laps	Total Laps
28	Carlin Motorsport	GBR	Cameron Das	USA		Dallara F312	Carlin Motorsport	1	3	3	3
18	Campos Racing	ESP	Marcos Siebert	ARG		Dallara F312	Campos Racing	4	4	1	1
28	Carlin Motorsport	GBR	Cameron Das	USA		Dallara F312	Carlin Motorsport	5	7	3	6
4	RP Motorsport	ITA	Felipe Drugovich	BRA		Dallara F312	RP Motorsport	8	8	1	1
34	Carlin Motorsport	GBR	Matheus Iorio	BRA		Dallara F312	Carlin Motorsport	9	9	1	1
4	RP Motorsport	ITA	Felipe Drugovich	BRA		Dallara F312	RP Motorsport	10	14	5	6



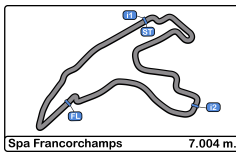


Spa Francorchamps  
Euroformula Open  
Race - 1  
Best 5 Lap Times



Cls	Nº	Entrant	Nat	Driver	Nat	Cat	Cls	Chassis	Team	Best 1		Best 2		Best 3		Best 4		Best 5	
										Time	Lap	Time	Lap	Time	Lap	Time	Lap	Time	Lap
1	18	Campos Racing	ESP	Marcos Siebert	ARG			Dallara F312	Campos Racing	<b>2:14.446</b>	12	2:14.578	13	2:14.644	7	2:14.847	11	2:14.888	10
2	28	Carlin Motorsport	GBR	Cameron Das	USA			Dallara F312	Carlin Motorsport	<b>2:14.797</b>	7	2:14.927	6	2:15.330	5	2:17.112	4	2:18.435	1
3	34	Carlin Motorsport	GBR	Matheus Iorio	BRA			Dallara F312	Carlin Motorsport	<b>2:14.807</b>	7	2:15.015	6	2:15.088	12	2:15.410	11	2:15.710	9
4	4	RP Motorsport	ITA	Felipe Drugovich	BRA			Dallara F312	RP Motorsport	<b>2:14.868</b>	6	2:14.882	13	2:14.964	12	2:15.134	7	2:15.142	11
5	10	RACE	ESP	Bent Viscaal	NLD	R	1	Dallara F312	Teo Martin Motorsport	<b>2:14.930</b>	6	2:15.023	12	2:15.863	7	2:16.111	13	2:16.368	14
6	1	RP Motorsport	ITA	Leonard Hoogenboom	NLD	R	2	Dallara F312	RP Motorsport	<b>2:15.226</b>	11	2:15.451	12	2:15.740	14	2:15.788	10	2:15.857	13
7	12	Drivex School	ESP	Christian Hahn	BRA			Dallara F312	Drivex School	<b>2:15.614</b>	14	2:15.676	7	2:15.974	8	2:16.042	13	2:16.062	12
8	77	RP Motorsport	ITA	Guilherme Samaia	BRA			Dallara F312	RP Motorsport	<b>2:15.821</b>	7	2:15.862	11	2:15.922	6	2:15.974	9	2:16.032	8
9	21	Fortec Motorsport	GBR	Calan Williams	AUS			Dallara F312	Fortec Motorsport	<b>2:15.953</b>	6	2:16.122	7	2:16.145	5	2:16.555	11	2:16.718	8
10	7	Drivex School	ESP	Jannes Fittje	DEU			Dallara F312	Drivex School	<b>2:16.027</b>	6	2:16.099	7	2:16.216	13	2:16.488	9	2:16.563	12
11	8	Drivex School	ESP	Lukas Dunner	AUT	R	3	Dallara F312	Drivex School	<b>2:16.066</b>	6	2:16.129	14	2:16.139	11	2:16.148	7	2:16.368	12
12	3	RP Motorsport	ITA	Michael Benyahia	MAR	R	4	Dallara F312	RP Motorsport	<b>2:16.140</b>	7	2:16.173	6	2:16.622	14	2:16.667	12	2:16.669	13
13	11	Campos Racing	ESP	Alex Karkosik	POL			Dallara F312	Campos Racing										
14	15	Campos Racing	ESP	Yves Baltas	USA	R	5	Dallara F312	Campos Racing										
15	19	Fortec Motorsport	GBR	Aldo Festante	ITA	R	6	Dallara F312	Fortec Motorsport										



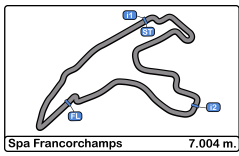


Spa Francorchamps  
Euroformula Open  
Race - 1  
Best 5 Top Speeds



Cls	Nº	Entrant	Nat	Driver	Nat	Cat	Cls	Chassis	Team	Top 1		Top 2		Top 3		Top 4		Top 5		Avg
										Km/h	Lap	Km/h	Lap	Km/h	Lap	Km/h	Lap	Km/h	Lap	
1	3	RP Motorsport	ITA	Michael Benyahia	MAR	R	1	Dallara F312	RP Motorsport	250.5	5	247.1	10	246.5	1	244.3	6	244.3	8	246.5
2	1	RP Motorsport	ITA	Leonard Hoogenboom	NLD	R	2	Dallara F312	RP Motorsport	248.8	4	247.1	5	246.5	1	241.0	13	240.5	12	244.8
3	4	RP Motorsport	ITA	Felipe Drugovich	BRA			Dallara F312	RP Motorsport	248.8	6	248.2	8	246.5	7	246.0	5	242.1	10	246.3
4	18	Campos Racing	ESP	Marcos Siebert	ARG			Dallara F312	Campos Racing	248.8	8	244.3	6	242.6	5	240.5	7	236.3	4	242.5
5	34	Carlin Motorsport	GBR	Matheus Iorio	BRA			Dallara F312	Carlin Motorsport	248.8	7	246.0	1	246.0	11	244.8	4	244.8	5	246.1
6	21	Fortec Motorsport	GBR	Calan Williams	AUS			Dallara F312	Fortec Motorsport	248.2	6	247.1	7	246.5	8	245.4	5	245.4	10	246.5
7	77	RP Motorsport	ITA	Guilherme Samaia	BRA			Dallara F312	RP Motorsport	247.7	4	247.1	1	244.8	10	244.3	5	244.3	9	245.6
8	10	RACE	ESP	Bent Viscaal	NLD	R	3	Dallara F312	Teo Martin Motorsport	246.0	4	246.0	5	245.4	1	245.4	6	244.8	7	245.5
9	19	Fortec Motorsport	GBR	Aldo Festante	ITA	R	4	Dallara F312	Fortec Motorsport	246.0	1									246.0
10	7	Drivex School	ESP	Jannes Fittje	DEU			Dallara F312	Drivex School	244.8	7	244.8	14	244.3	8	243.7	11	242.1	6	244.0
11	15	Campos Racing	ESP	Yves Baltas	USA	R	5	Dallara F312	Campos Racing	244.8	1									244.8
12	8	Drivex School	ESP	Lukas Dunner	AUT	R	6	Dallara F312	Drivex School	244.3	4	244.3	8	242.6	1	242.6	6	242.6	7	243.3
13	12	Drivex School	ESP	Christian Hahn	BRA			Dallara F312	Drivex School	244.3	14	243.7	8	243.7	12	242.1	5	242.1	6	243.2
14	11	Campos Racing	ESP	Alex Karkosik	POL			Dallara F312	Campos Racing	241.6	1									241.6
15	28	Carlin Motorsport	GBR	Cameron Das	USA			Dallara F312	Carlin Motorsport	241.0	5	240.5	1	239.4	6	239.4	8	238.9	7	239.8



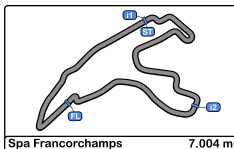


Spa Francorchamps  
Euroformula Open  
Race - 1  
Fastest Laps Sequence



Lap	Time of Day	Session Time	Nº	Entrant	Nat	Driver	Nat	Cat	Chassis	Team	Time	Km/h
4	14:28:09.964	13:52.964	18	Campos Racing	ESP	Marcos Siebert	ARG		Dallara F312	Campos Racing	2:16.424	184.8
5	14:30:25.619	16:08.619	28	Carlin Motorsport	GBR	Cameron Das	USA		Dallara F312	Carlin Motorsport	2:15.330	186.3
6	14:32:40.546	18:23.546	28	Carlin Motorsport	GBR	Cameron Das	USA		Dallara F312	Carlin Motorsport	2:14.927	186.8
6	14:32:42.103	18:25.103	4	RP Motorsport	ITA	Felipe Drugovich	BRA		Dallara F312	RP Motorsport	2:14.868	186.9
7	14:34:55.343	20:38.343	28	Carlin Motorsport	GBR	Cameron Das	USA		Dallara F312	Carlin Motorsport	2:14.797	187.0
7	14:34:56.045	20:39.045	18	Campos Racing	ESP	Marcos Siebert	ARG		Dallara F312	Campos Racing	2:14.644	187.2
12	14:46:56.861	32:39.861	18	Campos Racing	ESP	Marcos Siebert	ARG		Dallara F312	Campos Racing	2:14.446	187.5



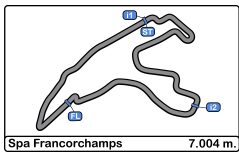


Spa Francorchamps  
Euroformula Open  
Race - 1  
Event Best Maximum Speed



Nº	Entrant	Nat	Driver	Nat	Cat	Clas	Chassis	Team	Km/h	Session
3	RP Motorsport	ITA	Michael Benyahia	MAR	R	1	Dallara F312	RP Motorsport	250.5	Race - 1
34	Carlin Motorsport	GBR	Matheus Iorio	BRA			Dallara F312	Carlin Motorsport	248.8	Free Practice - 2
1	RP Motorsport	ITA	Leonard Hoogenboom	NLD	R	2	Dallara F312	RP Motorsport	248.8	Race - 1
4	RP Motorsport	ITA	Felipe Drugovich	BRA			Dallara F312	RP Motorsport	248.8	Race - 1
18	Campos Racing	ESP	Marcos Siebert	ARG			Dallara F312	Campos Racing	248.8	Race - 1
21	Fortec Motorsport	GBR	Calan Williams	AUS			Dallara F312	Fortec Motorsport	248.2	Race - 1
77	RP Motorsport	ITA	Guilherme Samaia	BRA			Dallara F312	RP Motorsport	247.7	Race - 1
28	Carlin Motorsport	GBR	Cameron Das	USA			Dallara F312	Carlin Motorsport	246.5	Free Practice - 3
12	Drivex School	ESP	Christian Hahn	BRA			Dallara F312	Drivex School	246.0	Free Practice - 2
8	Drivex School	ESP	Lukas Dunner	AUT	R	3	Dallara F312	Drivex School	246.0	Free Practice - 2
19	Fortec Motorsport	GBR	Aldo Festante	ITA	R	4	Dallara F312	Fortec Motorsport	246.0	Race - 1
10	RACE	ESP	Bent Viscaal	NLD	R	5	Dallara F312	Teo Martin Motorsport	246.0	Race - 1
7	Drivex School	ESP	Jannes Fittje	DEU			Dallara F312	Drivex School	244.8	Qualifying - 1
15	Campos Racing	ESP	Yves Baltas	USA	R	6	Dallara F312	Campos Racing	244.8	Race - 1
11	Campos Racing	ESP	Alex Karkosik	POL			Dallara F312	Campos Racing	243.7	Qualifying - 1





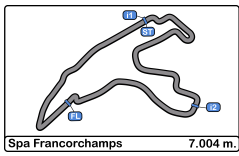
Spa Francorchamps  
Euroformula Open  
Race - 1  
Lap Chart



LAP

Nr	Pos	Grid	1	2	3	4	5	6	7	8	9	10	11	12	13	14
4	<b>1</b>	4	28	28	28	18	28	28	28	4	34	4	4	4	4	4
28	<b>2</b>	28	18	18	18	28	18	18	18	34	4	34	34	34	34	34
18	<b>3</b>	18	4	4	4	4	4	4	4	77	77	77	77	77	77	77
7	<b>4</b>	7	34	34	34	34	34	34	34	3	7	8	8	8	8	8
11	<b>5</b>	11	7	7	7	77	77	77	77	7	3	10	7	10	10	10
34	<b>6</b>	34	77	77	77	7	3	3	3	8	8	7	10	7	7	12
8	<b>7</b>	8	1	1	1	1	7	7	7	21	10	12	12	12	12	7
21	<b>8</b>	21	3	3	3	3	8	8	8	10	12	21	21	21	21	21
77	<b>9</b>	77	12	12	12	8	21	21	21	12	21	3	3	3	3	3
10	<b>10</b>	10	8	8	8	10	12	10	10	18	1	1	1	1	1	1
1	<b>11</b>	1	10	10	10	12	10	12	12	1	18	18	18	18	18	18
3	<b>12</b>	3	21	21	21	21	1	1	1							
15	<b>13</b>	15														
19	<b>14</b>	19														
12	<b>15</b>	12														

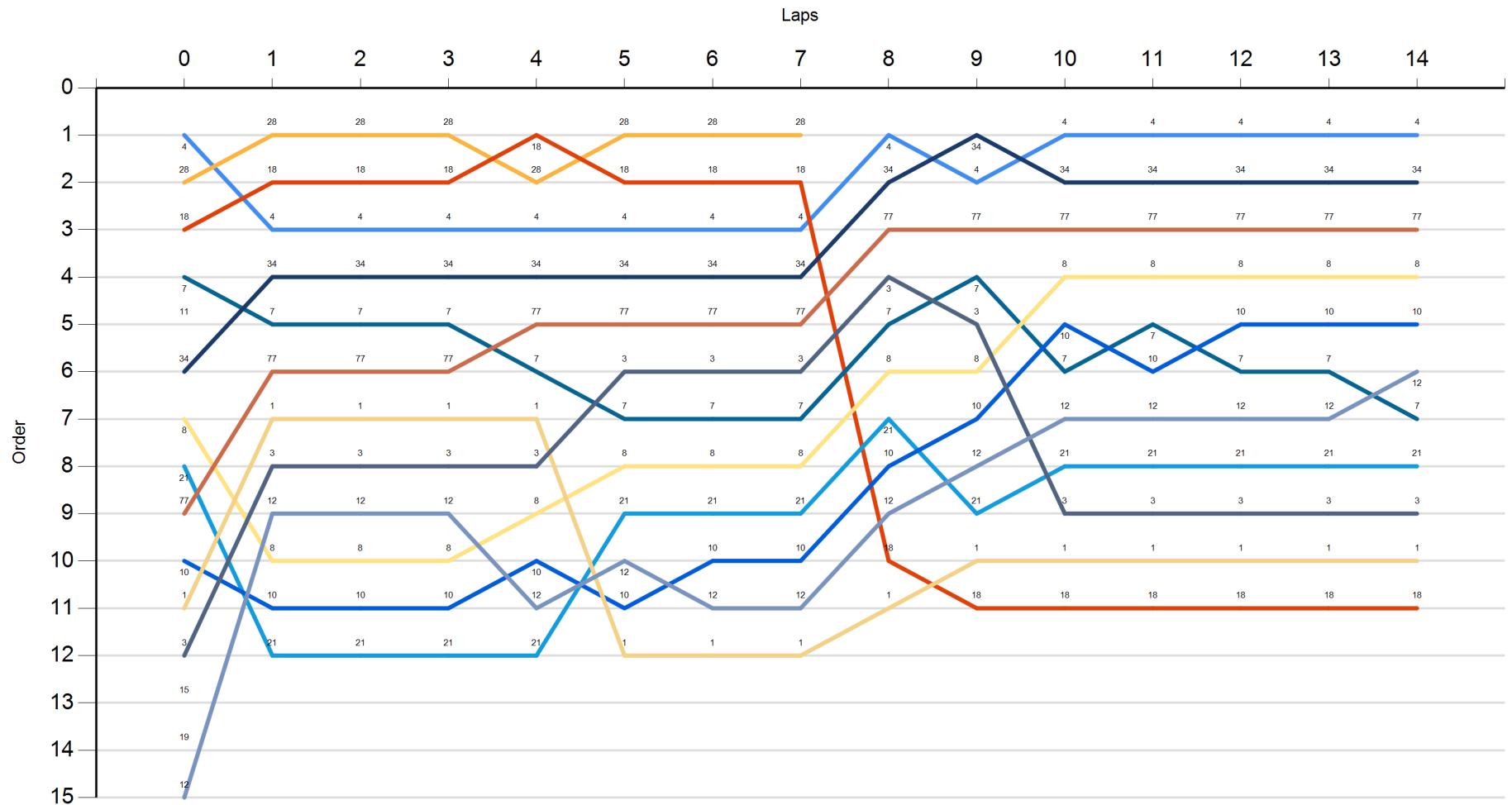




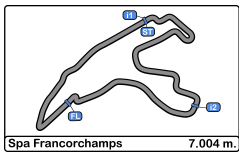
Spa Francorchamps  
Euroformula Open  
Race - 1  
Graphic Lap Chart



- 4
- 28
- 18
- 7
- 11
- 34
- 8
- 21
- 77
- 10
- 1
- 3
- 15
- 19
- 12





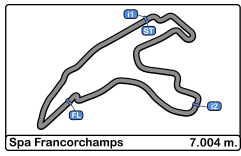


Spa Francorchamps  
Euroformula Open  
Race - 1  
Pit Stop Analysis



Nr.	In Day Time	Entrant	Nat	Driver	Nat	Cat	Chassis	Team	In Time	Stop N°	Pit Time	Handicap	Penalty
1	14:30:30.731	RP Motorsport	ITA	Leonard Hoogenboom	NLD	R	Dallara F312	RP Motorsport	16:13.824	1	29.877		
18	14:37:23.742	Campos Racing	ESP	Marcos Siebert	ARG		Dallara F312	Campos Racing	23:06.835	1	39.772		

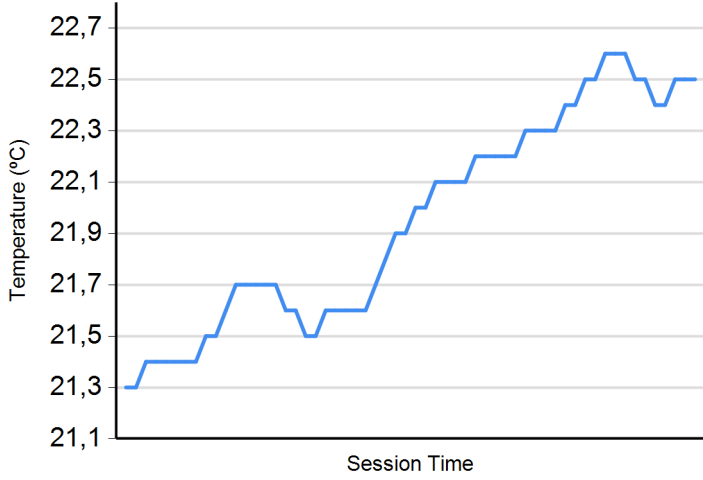




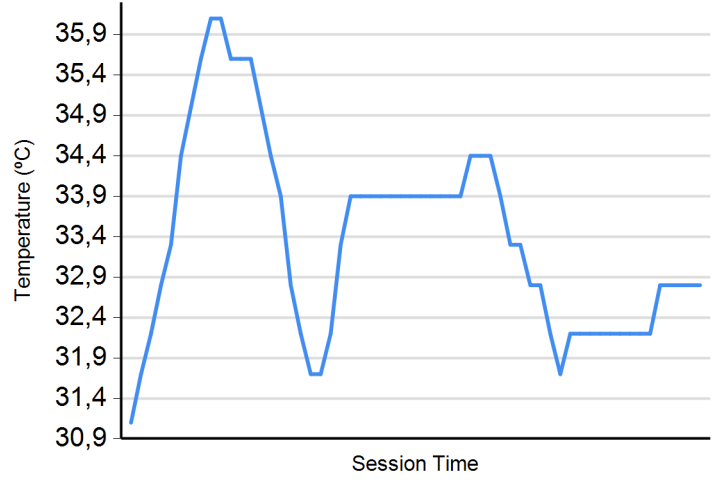
**Spa Francorchamps**  
**Euroformula Open**  
**Race - 1**  
**Weather Report**



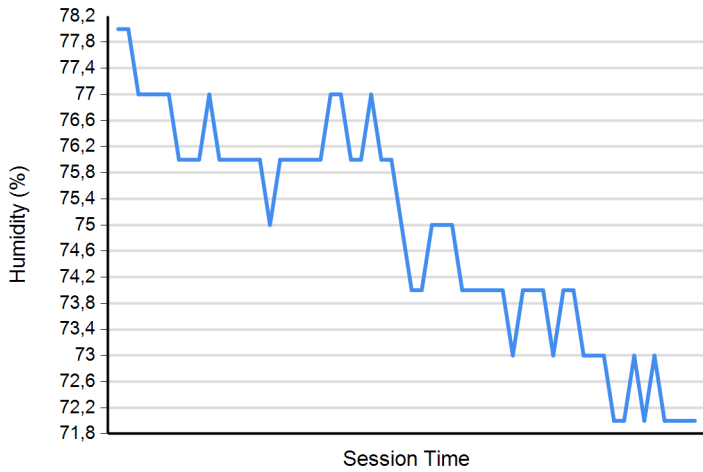
**Air Temperature**



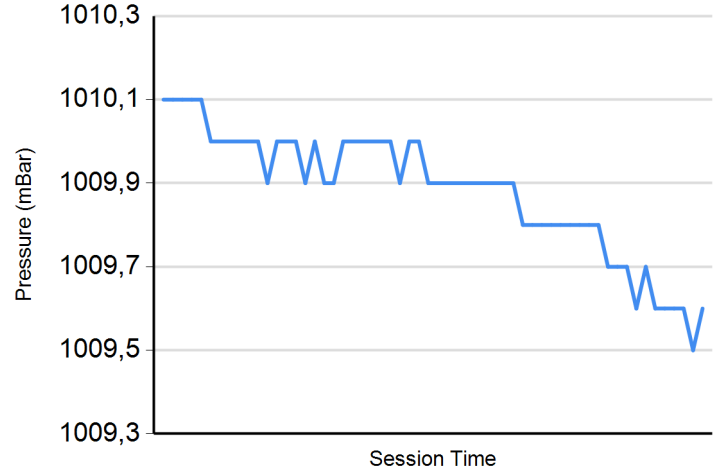
**Track Temperature**



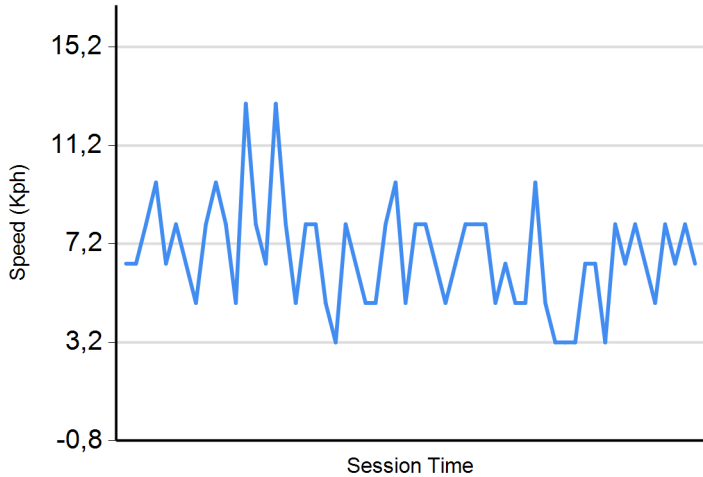
**Humidity**



**Pressure**



**Wind Speed**



**Wind direction**

