



Paul Ricard
Euroformula Open
Qualifying - 1
Provisional Results



Clas	Nº	Entrant	Nat	Driver	Nat	Cat	Clas	Chassis - Engine	Team	Laps	Best	Time	Gap	Interval	Km/h
1	8	Teo Martin Motorsport	ESP	Lukas Dunner	AUT			Dallara F317 HWA	Teo Martin Motorsport	10	10	1:55.486			181.4
2	14	Team Motopark	DE	Yuki Tsunoda	JPN	R	1	Dallara F317 Spiess	Team Motopark	12	12	1:55.512	0.026	0.026	181.4
3	30	Team Motopark	DE	Liam Lawson	NZL	R	2	Dallara F317 Spiess	Team Motopark	12	11	1:55.750	0.264	0.238	181.0
4	33	Team Motopark	DE	Marino Sato	JPN			Dallara F317 Spiess	Team Motopark	12	12	1:56.044	0.558	0.294	180.6
5	11	Carlin Motorsport	GB	Teppei Natori	JPN	R	3	Dallara F317 Spiess	Carlin Motorsport	10	9	1:56.169	0.683	0.125	180.4
6	18	Team Motopark	DE	Julian Hanses	DE			Dallara F317 Spiess	Team Motopark	12	8	1:56.240	0.754	0.071	180.3
7	51	Teo Martin Motorsport	ESP	Aldo Festante	ITA			Dallara F317 HWA	Teo Martin Motorsport	11	11	1:56.356	0.870	0.116	180.1
8	77	Teo Martin Motorsport	ESP	Guilherme Samaia	BR			Dallara F317 HWA	Teo Martin Motorsport	10	10	1:56.416	0.930	0.060	180.0
9	12	Carlin Motorsport	GB	Christian Hahn	BR			Dallara F317 Spiess	Carlin Motorsport	11	11	1:56.530	1.044	0.114	179.8
10	26	Double R	GB	Linus Lundqvist	SW	R	4	Dallara F317 HWA	Double R	12	10	1:56.808	1.322	0.278	179.4
11	20	Fortec Motorsport	GB	Cameron Das	US			Dallara F317 HWA	Fortec Motorsport	12	10	1:56.843	1.357	0.035	179.3
12	7	Double R	GB	Jack Doohan	AU	R	5	Dallara F317 HWA	Double R	12	10	1:56.930	1.444	0.087	179.2
13	2	RP Motorsport	ITA	Artem Petrov	RU			Dallara F317 Piedrafita	RP Motorsport	12	10	1:57.117	1.631	0.187	178.9
14	63	Carlin Motorsport	GB	Nicolai Kjaergaard	DN	R	6	Dallara F317 Spiess	Carlin Motorsport	11	10	1:57.189	1.703	0.072	178.8
15	21	Fortec Motorsport	GB	Calan Williams	AU			Dallara F317 HWA	Fortec Motorsport	13	9	1:57.355	1.869	0.166	178.5
16	1	RP Motorsport	ITA	Javier Gonzalez	ME	R	7	Dallara F317 Piedrafita	RP Motorsport	12	10	1:57.402	1.916	0.047	178.5
17	66	Drivex School	ESP	Petru Florescu	RO			Dallara F317 Piedrafita	Drivex School	12	9	1:57.697	2.211	0.295	178.0
18	3	RP Motorsport	ITA	Pierre Louis Chovet	FRA	R	8	Dallara F317 Piedrafita	RP Motorsport	11	11	1:57.966	2.480	0.269	177.6
19	31	Carlin Motorsport	GB	Billy Monger	GB	R	9	Dallara F317 Spiess	Carlin Motorsport	9	9	1:59.075	3.589	1.109	176.0
20	99	Drivex School	ESP	Rui Andrade	AG	R	10	Dallara F317 Piedrafita	Drivex School	12	12	1:59.385	3.899	0.310	175.5
21	5	Tsimpris Motorsport	GR	Dimitrios Tsimpris	GR	R	11	Dallara F317 Piedrafita	Tsimpris Motorsport	8	8	2:00.277	4.791	0.892	174.2

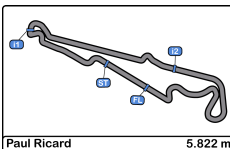
CAR 14 TIME 2:02.744 DISALLOWED TRACK LIMITS AT T 6
 CAR 26 TIME 1:59.326 DISALLOWED TRACK LIMITS AT T 6
 CAR 2 TIME 2:01.110 DISALLOWED TRACK LIMITS AT T 6
 CAR 99 TIME 2:01.079 DISALLOWED TRACK LIMITS AT T 8
 CAR 20 TIME 1:58.099 DISALLOWED TRACK LIMITS AT T 6

Published at:.....

Track Temp: 19.3 °C Air Temp: 12.6 °C Humidity: 57 % Track Status: DRY

Stewards:	Race Director:	Timekeeper:
-----------	----------------	-------------





Paul Ricard
Euroformula Open
Qualifying - 1
Provisional Results



CAR 20 TIME 1:57.482 DISALLOWED TRACK LIMITS AT T 6
 CAR 31 TIME 2:00.182 DISALLOWED TRACK LIMITS AT T 6
 CAR 2 TIME 1:57.835 DISALLOWED TRACK LIMITS AT T 6
 CAR 7 TIME 1:57.371 DISALLOWED TRACK LIMITS AT T 6
 CAR 51 TIME 1:56.530 DISALLOWED TRACK LIMITS AT T 6
 CAR 31 TIME 1:59.786 DISALLOWED TRACK LIMITS AT T 6
 CAR 33 TIME 1:56.123 DISALLOWED TRACK LIMITS AT T 6

Published at:.....

Track Temp: 19.3 °C Air Temp: 12.6 °C Humidity: 57 % Track Status: DRY

Stewards:	Race Director:	Timekeeper: 
------------------	-----------------------	---





Paul Ricard
Euroformula Open
Qualifying - 1
Provisional Results by Class



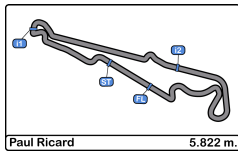
Clas	Nº	Entrant	Nat	Driver	Nat	Cat	Clas	Chassis - Engine	Team	Laps	Best	Time	Gap	Interval	Km/h
1	8	Teo Martin	ESP	Lukas Dunner	ESP	AUT		Dallara F317 HWA	Teo Martin	10	10	1:55.486			181.4
2	33	Team Motopark	DEU	Marino Sato	JPN			Dallara F317 Spiess	Team Motopark	12	12	1:56.044	0.558	0.558	180.6
3	18	Team Motopark	DEU	Julian Hanses	DEU			Dallara F317 Spiess	Team Motopark	12	8	1:56.240	0.754	0.196	180.3
4	51	Teo Martin	ESP	Aldo Festante	ITA			Dallara F317 HWA	Teo Martin	11	11	1:56.356	0.870	0.116	180.1
5	77	Teo Martin	ESP	Guilherme Samaia	BRA			Dallara F317 HWA	Teo Martin	10	10	1:56.416	0.930	0.060	180.0
6	12	Carlin Motorsport	GBR	Christian Hahn	BRA			Dallara F317 Spiess	Carlin Motorsport	11	11	1:56.530	1.044	0.114	179.8
7	20	Fortec Motorsport	GBR	Cameron Das	USA			Dallara F317 HWA	Fortec Motorsport	12	10	1:56.843	1.357	0.313	179.3
8	2	RP Motorsport	ITA	Artem Petrov	RUS			Dallara F317 Piedrafita	RP Motorsport	12	10	1:57.117	1.631	0.274	178.9
9	21	Fortec Motorsport	GBR	Calan Williams	AUS			Dallara F317 HWA	Fortec Motorsport	13	9	1:57.355	1.869	0.238	178.5
10	66	Drivex School	ESP	Petru Florescu	ROU			Dallara F317 Piedrafita	Drivex School	12	9	1:57.697	2.211	0.342	178.0
Rookie															
1	14	Team Motopark	DEU	Yuki Tsunoda	JPN	R	1	Dallara F317 Spiess	Team Motopark	12	12	1:55.512			181.4
2	30	Team Motopark	DEU	Liam Lawson	NZL	R	2	Dallara F317 Spiess	Team Motopark	12	11	1:55.750	0.238	0.238	181.0
3	11	Carlin Motorsport	GBR	Teppei Natori	JPN	R	3	Dallara F317 Spiess	Carlin Motorsport	10	9	1:56.169	0.657	0.419	180.4
4	26	Double R	GBR	Linus Lundqvist	SWE	R	4	Dallara F317 HWA	Double R	12	10	1:56.808	1.296	0.639	179.4
5	7	Double R	GBR	Jack Doohan	AUS	R	5	Dallara F317 HWA	Double R	12	10	1:56.930	1.418	0.122	179.2
6	63	Carlin Motorsport	GBR	Nicolai Kjaergaard	DNK	R	6	Dallara F317 Spiess	Carlin Motorsport	11	10	1:57.189	1.677	0.259	178.8
7	1	RP Motorsport	ITA	Javier Gonzalez	MEX	R	7	Dallara F317 Piedrafita	RP Motorsport	12	10	1:57.402	1.890	0.213	178.5
8	3	RP Motorsport	ITA	Pierre Louis Chovet	FRA	R	8	Dallara F317 Piedrafita	RP Motorsport	11	11	1:57.966	2.454	0.564	177.6
9	31	Carlin Motorsport	GBR	Billy Monger	GBR	R	9	Dallara F317 Spiess	Carlin Motorsport	9	9	1:59.075	3.563	1.109	176.0
10	99	Drivex School	ESP	Rui Andrade	AGO	R	10	Dallara F317 Piedrafita	Drivex School	12	12	1:59.385	3.873	0.310	175.5
11	5	Tsimpris Motorsport	GRC	Dimitrios Tsimpris	GRC	R	11	Dallara F317 Piedrafita	Tsimpris Motorsport	8	8	2:00.277	4.765	0.892	174.2

Published at:.....

Track Temp: 19.3 °C Air Temp: 12.6 °C Humidity: 57 % Track Status: DRY

Stewards:	Race Director:	Timekeeper:





Paul Ricard Euroformula Open Qualifying - 1 Lap Analysis



1 Javier Gonzalez R Dallarà F317 Piedrafita 5 Dimitrios Tsimpris R Dallarà F317 Piedrafita
RP Motorsport Tsimpris Motorsport

Lap D	Time	Sector 1	Sector 2	Sector 3	T. Spd	Elapsed
1	9:57:45.691	9:56:10.283	41.056	54.352		9:57:45.691
2	2:27.511 P	37.105	39.914	1:10.492	214.2	10:00:13.202
3	3:46.362	2:14.199	39.732	52.431		10:03:59.564
4	2:03.746	35.402	38.047	50.297	209.7	10:06:03.310
5	2:00.360	32.906	36.280	51.174	220.4	10:08:03.670
6	1:58.307	32.670	36.342	49.295	219.9	10:10:01.977
7	1:57.767	32.449	36.302	49.016	221.3	10:11:59.744
8	1:57.708	32.489	36.151	49.068	220.8	10:13:57.452
9	1:57.474	32.349	36.217	48.908	222.2	10:15:54.926
10	1:57.402	32.270	36.174	48.958	221.3	10:17:52.328
11	1:58.089	32.206	36.569	49.314	219.0	10:19:50.417
12	2:14.065 P	32.451	36.631	1:04.983	218.6	10:22:04.482

2 Artem Petrov Dallarà F317 Piedrafita RP Motorsport

Lap D	Time	Sector 1	Sector 2	Sector 3	T. Spd	Elapsed
1	9:57:42.248	9:56:05.756	41.078	55.414		9:57:42.248
2	2:19.294 P	36.940	39.031	1:03.323	218.6	10:00:01.542
3	3:25.244	1:54.684	38.862	51.698	153.6	10:03:26.786
4	2:01.110	33.853	37.238	50.019	219.0	10:05:27.896
5	2:07.916	35.440	36.750	55.726	221.7	10:07:35.812
6	1:59.965	33.338	36.939	49.688	220.4	10:09:35.777
7	1:57.845	32.581	36.339	48.925	224.5	10:11:33.622
8	1:57.835	32.522	36.343	48.970	220.8	10:13:31.457
9	1:57.437	32.437	36.119	48.881	220.8	10:15:28.894
10	1:57.117	32.226	36.209	48.682	222.6	10:17:26.011
11	2:11.333	34.866	42.417	54.050	220.4	10:19:37.344
12	1:57.305	32.282	36.274	48.749	220.4	10:21:34.649
13		35.665	38.095		221.7	

3 Pierre Louis Chovet R Dallarà F317 Piedrafita RP Motorsport

Lap D	Time	Sector 1	Sector 2	Sector 3	T. Spd	Elapsed
1	9:57:44.398	9:56:06.571	41.275	56.552		9:57:44.398
2	2:23.762 P	36.845	38.489	1:08.428	213.8	10:00:08.160
3	4:00.945	2:31.346	38.147	51.452		10:04:09.105
4	2:01.737	34.666	37.003	50.068	221.7	10:06:10.842
5	2:01.854	33.162	37.853	50.839	220.4	10:08:12.696
6	1:59.665	32.916	37.032	49.717	219.9	10:10:12.361
7	1:58.381	33.051	36.295	49.035	220.8	10:12:10.742
8	1:58.418	33.128	36.126	49.164	220.4	10:14:09.160
9	1:58.501	33.112	36.204	49.185	220.8	10:16:07.661
10	1:58.410	33.121	36.237	49.052	221.3	10:18:06.071
11	1:57.966	32.776	36.134	49.056	220.4	10:20:04.037
12		36.892	38.818		219.5	

Lap D	Time	Sector 1	Sector 2	Sector 3	T. Spd	Elapsed
1	10:00:34.160	9:58:56.857	41.931	55.372		10:00:34.160
2	2:05.802	35.199	39.226	51.377	207.6	10:02:39.962
3	2:03.388	34.457	37.870	51.061	210.9	10:04:43.350
4	2:06.950	34.649	40.251	52.050	213.0	10:06:50.300
5	4:16.648 P	1:15.468	1:20.658	1:40.522	103.8	10:11:06.948
6	5:05.418	3:37.138	37.757	50.523		10:16:12.366
7	2:01.723	34.241	37.281	50.201	213.0	10:18:14.089
8	2:00.277	33.655	37.007	49.615	215.1	10:20:14.366
9		33.607	36.864		213.4	

7 Jack Doohan R Dallarà F317 HWA Double R

Lap D	Time	Sector 1	Sector 2	Sector 3	T. Spd	Elapsed
1	9:58:40.259	9:57:02.803	41.538	55.918		9:58:40.259
2	2:08.767	36.526	39.538	52.703	213.0	10:00:49.026
3	2:03.259	34.811	37.949	50.499	217.3	10:02:52.285
4	2:00.135	33.474	36.467	50.194	219.0	10:04:52.420
5	1:58.519	32.831	36.348	49.340	219.0	10:06:50.939
6	1:58.180	32.766	36.303	49.111	220.4	10:08:49.119
7	1:57.477	32.497	36.212	48.768	219.0	10:10:46.596
8	1:57.506	32.597	36.186	48.723	221.3	10:12:44.102
9	1:57.371	32.337	36.107	48.927	220.8	10:14:41.473
10	1:56.930	32.213	36.174	48.543	220.8	10:16:38.403
11	1:57.099	32.399	36.048	48.652	219.0	10:18:35.502
12	1:57.184	32.247	36.315	48.622	219.0	10:20:32.686
13		35.347	37.675		218.6	

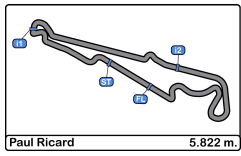
8 Lukas Dunner Dallarà F317 HWA Teo Martin Motorsport

Lap D	Time	Sector 1	Sector 2	Sector 3	T. Spd	Elapsed
1	9:57:47.500	9:56:12.363	40.614	54.523		9:57:47.500
2	2:23.506 P	36.516	37.935	1:09.055	220.4	10:00:11.006
3	6:12.281	4:37.730	40.626	53.925		10:06:23.287
4	2:06.361	36.292	38.060	52.009	198.8	10:08:29.648
5	2:05.722	37.368	37.308	51.046	215.5	10:10:35.370
6	2:00.966	34.553	37.465	48.948	215.1	10:12:36.336
7	1:57.464	32.684	36.017	48.763	221.3	10:14:33.800
8	1:56.573	32.171	35.929	48.473	221.3	10:16:30.373
9	1:56.335	32.062	36.045	48.228	221.7	10:18:26.708
10	1:55.486	31.682	35.888	47.916	222.2	10:20:22.194
11		38.305	40.180		221.7	

11 Tepei Natori R Dallarà F317 Spiess Carlin Motorsport

Lap D	Time	Sector 1	Sector 2	Sector 3	T. Spd	Elapsed
1	9:57:44.462	9:56:08.520	40.702	55.240		9:57:44.462
2	5:29.463 P	40.342	38.903	4:10.218	204.5	10:03:13.925
3	2:37.009	1:00.293	41.627	55.089		10:05:50.934
4	2:05.658	36.044	38.075	51.539	196.7	10:07:56.592
5	1:58.020	32.630	36.164	49.226	218.6	10:09:54.612
6	1:57.560	32.601	35.994	48.965	220.8	10:11:52.172
7	1:56.939	32.370	35.943	48.626	219.0	10:13:49.111
8	2:07.917	32.496	38.107	57.314	220.4	10:15:57.028
9	1:56.169	32.253	35.675	48.241	219.9	10:17:53.197
10	2:12.483	34.330	40.216	57.937	224.0	10:20:05.680
11		36.822	38.459		219.0	





Paul Ricard
Euroformula Open
Qualifying - 1
Lap Analysis



12

Christian Hahn

Dallara F317 Spiess

20

Cameron Das

Dallara F317 HWA

Carlin Motorsport

Fortec Motorsport

Lap	D	Time	Sector 1	Sector 2	Sector 3	T. Spd	Elapsed	Lap	D	Time	Sector 1	Sector 2	Sector 3	T. Spd	Elapsed
1		9:57:38.832	9:56:00.693	40.520	57.619		9:57:38.832	1		9:58:17.830	9:56:32.001	46.240	59.589		9:58:17.830
2		5:12.548 P	37.858	38.901	3:55.789	196.7	10:02:51.380	2		2:20.061	39.855	41.254	58.952	169.8	10:00:37.891
3		2:35.338	1:00.628	40.036	54.674		10:05:26.718	3		2:18.293	36.581	40.711	1:01.001	185.8	10:02:56.184
4		2:11.952	38.598	39.284	54.070	197.4	10:07:38.670	4		2:08.256	35.727	39.091	53.438	197.8	10:05:04.440
5		2:17.894	36.411	41.926	59.557	190.8	10:09:56.564	5		2:04.067	35.920	38.142	50.005	184.9	10:07:08.507
6		2:01.223	34.060	36.994	50.169	219.9	10:11:57.787	6		1:59.611	33.794	36.517	49.300	223.1	10:09:08.118
7		1:57.873	32.759	36.360	48.754	219.0	10:13:55.660	7		1:58.099	32.459	36.299	49.341	222.6	10:11:06.217
8		1:56.876	32.302	36.093	48.481	220.8	10:15:52.536	8		1:57.482	32.280	36.400	48.802	222.2	10:13:03.699
9		2:04.937	32.217	36.259	56.461	221.3	10:17:57.473	9		1:57.050	32.191	36.033	48.826	223.1	10:15:00.749
10		1:56.547	32.205	36.126	48.216	221.3	10:19:54.020	10		1:56.843	32.137	35.983	48.723	224.0	10:16:57.592
11		1:56.530	32.095	36.220	48.215	220.8	10:21:50.550	11		1:57.482	32.495	35.925	49.062	227.3	10:18:55.074
12			37.069	43.926		221.7		12		1:57.429	32.226	36.129	49.074	221.7	10:20:52.503

14

Yuki Tsunoda

R

Dallara F317 Spiess

21

Calan Williams

Dallara F317 HWA

Team Motopark

Fortec Motorsport

Lap	D	Time	Sector 1	Sector 2	Sector 3	T. Spd	Elapsed	Lap	D	Time	Sector 1	Sector 2	Sector 3	T. Spd	Elapsed
1		9:57:24.210	9:55:49.268	40.706	54.236		9:57:24.210	1		9:57:29.853	9:55:53.909	39.944	56.000		9:57:29.853
2		2:02.744	34.289	37.317	51.138	212.5	9:59:26.954	2		2:09.322	34.989	38.441	55.892	220.8	9:59:39.175
3		1:57.552	32.892	36.172	48.488	220.4	10:01:24.506	3		2:04.575	34.534	36.955	53.086	222.6	10:01:43.750
4		2:08.277 P	32.555	36.499	59.223	221.3	10:03:32.783	4		2:01.733	34.320	36.818	50.595	217.7	10:03:45.483
5		3:54.147	2:14.966	42.445	56.736		10:07:26.930	5		1:59.122	32.980	36.566	49.576	222.2	10:05:44.605
6		2:07.810	35.408	38.831	53.571	199.2	10:09:34.740	6		1:58.504	32.889	36.335	49.280	221.3	10:07:43.109
7		1:56.212	32.329	35.869	48.014	221.3	10:11:30.952	7		1:58.097	32.564	36.379	49.154	222.2	10:09:41.206
8		1:55.858	32.082	35.748	48.028	220.4	10:13:26.810	8		1:57.671	32.544	36.188	48.939	223.6	10:11:38.877
9		1:55.748	32.069	35.789	47.890	223.1	10:15:22.558	9		1:57.355	32.441	36.131	48.783	221.7	10:13:36.232
10		2:07.847	31.904	36.279	59.664	224.5	10:17:30.405	10		1:57.492	32.409	36.183	48.900	223.1	10:15:33.724
11		1:55.878	32.051	35.952	47.875	219.5	10:19:26.283	11		1:57.359	32.312	36.354	48.693	222.6	10:17:31.083
12		1:55.512	31.894	35.850	47.768	222.2	10:21:21.795	12		2:00.520	34.142	36.768	49.610	225.4	10:19:31.603
13			37.792	41.162		204.1		13		1:58.914	32.683	36.820	49.411	222.6	10:21:30.517

18

Julian Hanses

Dallara F317 Spiess

26

Linus Lundqvist

R

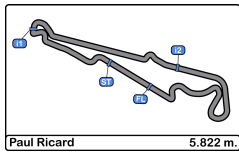
Dallara F317 HWA

Team Motopark

Double R

Lap	D	Time	Sector 1	Sector 2	Sector 3	T. Spd	Elapsed	Lap	D	Time	Sector 1	Sector 2	Sector 3	T. Spd	Elapsed
1		9:57:22.160	9:55:48.842	39.186	54.132		9:57:22.160	1		9:58:34.321	9:56:56.471	42.315	55.535		9:58:34.321
2		2:06.763	35.235	37.816	53.712	194.9	9:59:28.923	2		2:08.861	36.740	38.548	53.573	218.6	10:00:43.182
3		2:07.960 P	32.685	36.153	59.122	220.8	10:01:36.883	3		2:04.595	34.868	39.446	50.281	220.8	10:02:47.777
4		3:41.069	2:09.012	39.392	52.665		10:05:17.952	4		1:59.326	33.288	36.685	49.353	220.4	10:04:47.103
5		2:03.835	34.763	37.340	51.732	209.7	10:07:21.787	5		1:58.440	32.854	36.391	49.195	221.7	10:06:45.543
6		1:57.159	32.381	36.145	48.633	221.3	10:09:18.946	6		1:58.078	32.867	36.339	48.872	222.6	10:08:43.621
7		1:58.343	32.565	35.923	49.855	219.9	10:11:17.289	7		1:57.750	32.598	36.329	48.823	222.2	10:10:41.371
8		1:56.240	32.073	35.937	48.230	216.8	10:13:13.529	8		1:59.366	32.835	37.113	49.418	226.8	10:12:40.737
9		2:00.445	32.030	36.199	52.216	220.8	10:15:13.974	9		1:57.279	32.516	36.069	48.694	223.6	10:14:38.016
10		2:02.900	33.943	39.334	49.623	219.5	10:17:16.874	10		1:56.808	32.307	36.091	48.410	222.2	10:16:34.824
11		1:56.291	32.201	35.725	48.365	220.4	10:19:13.165	11		1:57.230	32.463	36.096	48.671	221.7	10:18:32.054
12		1:56.330	32.107	35.903	48.320	219.5	10:21:09.495	12		1:57.012	32.238	36.198	48.576	221.3	10:20:29.066
13			34.881	40.938		221.7		13			37.189	37.798		220.8	





Paul Ricard
Euroformula Open
Qualifying - 1
Lap Analysis



30

Liam Lawson

R

Dallara F317 Spiess

51

Aldo Festante

Dallara F317 HWA

Team Motopark

Teo Martin Motorsport

Lap	D	Time	Sector 1	Sector 2	Sector 3	T. Spd	Elapsed	Lap	D	Time	Sector 1	Sector 2	Sector 3	T. Spd	Elapsed
1		9:57:25.917	9:55:48.367	42.660	54.890		9:57:25.917	1		10:01:48.050	10:00:16.790	39.048	52.212		10:01:48.050
2		2:07.979	35.524	37.494	54.961	223.1	9:59:33.896	2		2:02.547	34.557	37.998	49.992	219.0	10:03:50.597
3		2:09.494	32.546	36.305	1:00.643	222.2	10:01:43.390	3		1:58.730	32.847	36.610	49.273	220.8	10:05:49.327
4		2:06.668 P	33.603	36.277	56.788	216.8	10:03:50.058	4		1:58.481	32.530	36.560	49.391	222.2	10:07:47.808
5		3:59.926	2:31.858	38.039	50.029		10:07:49.984	5		1:57.618	32.479	36.280	48.859	221.3	10:09:45.426
6		2:00.023	32.768	36.193	51.062	220.8	10:09:50.007	6		1:56.789	32.115	36.000	48.674	224.0	10:11:42.215
7		1:55.931	31.982	35.891	48.058	223.1	10:11:45.938	7		1:56.655	32.066	36.046	48.543	222.6	10:13:38.870
8		1:55.835	31.937	35.790	48.108	221.7	10:13:41.773	8		1:56.530	32.058	36.153	48.319	223.6	10:15:35.400
9		1:59.270	31.856	35.958	51.456	223.6	10:15:41.043	9		1:56.545	32.015	36.138	48.392	225.4	10:17:31.945
10		2:03.567	31.916	38.979	52.672	223.1	10:17:44.610	10		1:56.494	32.088	36.140	48.266	225.4	10:19:28.439
11		1:55.750	31.966	35.880	47.904	220.8	10:19:40.360	11		1:56.356	32.043	36.017	48.296	224.0	10:21:24.795
12		1:58.152	31.873	36.153	50.126	223.1	10:21:38.512	12			35.501	40.366		224.0	
13			41.990	54.423		191.1									

31

Billy Monger

R

Dallara F317 Spiess

63

Nicolai Kjaergaard

R

Dallara F317 Spiess

Carlin Motorsport

Carlin Motorsport

Lap	D	Time	Sector 1	Sector 2	Sector 3	T. Spd	Elapsed	Lap	D	Time	Sector 1	Sector 2	Sector 3	T. Spd	Elapsed
1		10:03:12.661 P	9:56:02.749	45.110	6:24.802		10:03:12.661	1		9:57:34.916	9:55:56.269	41.785	56.862		9:57:34.916
2		2:39.377	59.581	40.237	59.559		10:05:52.038	2		4:44.429 P	37.697	40.016	3:26.716	200.3	10:02:19.345
3		2:07.758	35.949	38.553	53.256	219.9	10:07:59.796	3		2:39.518	58.703	42.367	58.448		10:04:58.863
4		2:04.447	33.934	38.025	52.488	217.3	10:10:04.243	4		2:15.537	37.685	40.979	56.873	200.7	10:07:14.400
5		2:00.182	32.809	36.998	50.375	220.8	10:12:04.425	5		2:08.365	36.369	39.383	52.613	200.3	10:09:22.765
6		2:01.434	32.726	36.767	51.941	219.5	10:14:05.859	6		2:00.894	34.043	37.109	49.742	220.4	10:11:23.659
7		1:59.786	32.665	36.712	50.409	219.5	10:16:05.645	7		1:59.567	33.081	35.994	50.492	218.6	10:13:23.226
8		2:03.216	32.731	40.015	50.470	219.0	10:18:08.861	8		1:57.953	32.844	36.115	48.994	224.0	10:15:21.179
9		1:59.075	32.769	36.833	49.473	220.8	10:20:07.936	9		1:57.657	32.802	36.205	48.650	221.7	10:17:18.836
10			35.837	38.920		219.9		10		1:57.189	32.679	35.829	48.681	220.8	10:19:16.025
								11		1:57.486	32.643	35.932	48.911	220.8	10:21:13.511
								12			36.607	38.881		211.3	

33

Marino Sato

Dallara F317 Spiess

66

Petru Florescu

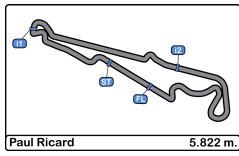
Dallara F317

Team Motopark

Piedrafita

Lap	D	Time	Sector 1	Sector 2	Sector 3	T. Spd	Elapsed	Lap	D	Time	Sector 1	Sector 2	Sector 3	T. Spd	Elapsed
1		9:57:27.606	9:55:50.661	41.276	55.669		9:57:27.606	1		9:57:15.176	9:55:42.330	40.126	52.720		9:57:15.176
2		2:08.924	34.899	37.164	56.861	221.7	9:59:36.530	2		2:03.375	34.603	37.735	51.037	212.1	9:59:18.551
3		2:09.793 P	33.049	36.101	1:00.643	221.3	10:01:46.323	3		2:08.049 P	33.361	36.641	58.047	220.4	10:01:26.600
4		3:33.953	2:00.136	40.965	52.852		10:05:20.276	4		3:34.493	2:02.888	39.587	52.018		10:05:01.093
5		2:07.615	34.611	39.199	53.805	219.9	10:07:27.891	5		2:09.717	36.615	41.219	51.883	208.4	10:07:10.810
6		2:00.646	33.025	36.154	51.467	222.6	10:09:28.537	6		1:59.924	33.374	36.658	49.892	224.0	10:09:10.734
7		1:56.737	32.443	35.909	48.385	221.7	10:11:25.274	7		1:57.999	32.670	36.296	49.033	223.1	10:11:08.733
8		1:56.720	32.322	35.824	48.574	221.3	10:13:21.994	8		1:58.050	32.513	36.500	49.037	222.6	10:13:06.783
9		1:56.123	32.072	35.847	48.204	221.7	10:15:18.117	9		1:57.697	32.489	36.294	48.914	223.1	10:15:04.480
10		1:57.551	32.312	36.323	48.916	222.6	10:17:15.668	10		1:57.719	32.419	36.170	49.130	222.6	10:17:02.199
11		2:04.465	39.290	36.780	48.395	90.0	10:19:20.133	11		2:01.827	32.469	37.537	51.821	221.7	10:19:04.026
12		1:56.044	32.027	35.932	48.085	221.7	10:21:16.177	12		2:19.783 P	38.158	39.516	1:02.109	220.8	10:21:23.809
13			38.343	40.940		187.1									





Paul Ricard
Euroformula Open
Qualifying - 1
Lap Analysis



77

Guilherme Samaia

Dallara F317 HWA

Teo Martin Motorsport

Lap	D	Time	Sector 1	Sector 2	Sector 3	T. Spd	Elapsed
1		9:57:46.562	9:56:11.665	40.642	54.255		9:57:46.562
2		2:23.300 P	36.593	37.322	1:09.385	221.7	10:00:09.862
3		6:20.679	4:48.737	40.020	51.922		10:06:30.541
4		2:03.634	34.415	37.275	51.944	219.0	10:08:34.175
5		2:06.707	37.848	37.941	50.918	216.8	10:10:40.882
6		1:57.713	32.736	36.052	48.925	219.5	10:12:38.595
7		2:05.256	32.371	41.067	51.818	221.7	10:14:43.851
8		1:56.954	32.215	35.943	48.796	222.2	10:16:40.805
9		1:56.534	<u>32.156</u>	35.877	48.501	220.8	10:18:37.339
10		<u>1:56.416</u>	32.219	<u>35.811</u>	<u>48.386</u>	220.8	10:20:33.755
11			34.846	37.999		222.6	

99

Rui Andrade

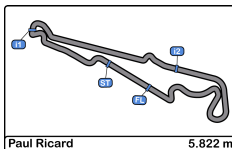
R

Dallara F317
Piedrafita

Drivex School

Lap	D	Time	Sector 1	Sector 2	Sector 3	T. Spd	Elapsed
1		9:58:41.647	9:56:59.688	45.546	56.413		9:58:41.647
2		2:08.493	36.183	39.336	52.974	205.3	10:00:50.140
3		2:04.341	34.411	37.513	52.417	219.0	10:02:54.481
4		2:01.499	34.239	<u>36.273</u>	50.987	218.6	10:04:55.980
5		2:01.079	33.723	36.868	50.488	218.6	10:06:57.059
6		2:00.670	33.454	36.873	50.343	219.9	10:08:57.729
7		2:00.380	33.328	36.885	50.167	219.0	10:10:58.109
8		1:59.586	33.204	36.707	<u>49.675</u>	219.5	10:12:57.695
9		1:59.669	32.990	36.638	50.041	219.5	10:14:57.364
10		1:59.553	33.052	36.601	49.900	219.9	10:16:56.917
11		2:09.643	36.097	42.009	51.537	218.1	10:19:06.560
12		<u>1:59.385</u>	<u>32.900</u>	36.554	49.931	219.0	10:21:05.945
13			36.285	38.456		218.6	





Paul Ricard
Euroformula Open
Qualifying - 1
Best Sectors Results



Sector - 1				Sector - 2				Sector - 3				Ideal Lap vs Best Lap				
Clas	Nº	Driver	Time	Nº	Driver	Time	Nº	Driver	Time	Clas	Nº	Driver	Ideal Lap	Best Lap	Clas	
1	8	Lukas Dunner	31.682	11	Teppei Natori	35.675	14	Yuki Tsunoda	47.768	1	14	Yuki Tsunoda	1:55.410	1:55.512	2	
2	30	Liam Lawson	31.856	18	Julian Hanses	35.725	30	Liam Lawson	47.904	2	8	Lukas Dunner	1:55.486	1:55.486	1	
3	14	Yuki Tsunoda	31.894	14	Yuki Tsunoda	35.748	8	Lukas Dunner	47.916	3	30	Liam Lawson	1:55.550	1:55.750	3	
4	51	Aldo Festante	32.015	30	Liam Lawson	35.790	33	Marino Sato	48.085	4	33	Marino Sato	1:55.936	1:56.044	4	
5	33	Marino Sato	32.027	77	Guilherme Samaia	35.811	12	Christian Hahn	48.215	5	18	Julian Hanses	1:55.985	1:56.240	6	
6	18	Julian Hanses	32.030	33	Marino Sato	35.824	18	Julian Hanses	48.230	6	11	Teppei Natori	1:56.169	1:56.169	5	
7	12	Christian Hahn	32.095	63	Nicolai Kjaergaard	35.829	11	Teppei Natori	48.241	7	51	Aldo Festante	1:56.281	1:56.356	7	
8	20	Cameron Das	32.137	8	Lukas Dunner	35.888	51	Aldo Festante	48.266	8	77	Guilherme Samaia	1:56.353	1:56.416	8	
9	77	Guilherme Samaia	32.156	20	Cameron Das	35.925	77	Guilherme Samaia	48.386	9	12	Christian Hahn	1:56.403	1:56.530	9	
10	1	Javier Gonzalez	32.206	51	Aldo Festante	36.000	26	Linus Lundqvist	48.410	10	26	Linus Lundqvist	1:56.717	1:56.808	10	
11	7	Jack Doohan	32.213	7	Jack Doohan	36.048	7	Jack Doohan	48.543	11	20	Cameron Das	1:56.785	1:56.843	11	
12	2	Artem Petrov	32.226	26	Linus Lundqvist	36.069	63	Nicolai Kjaergaard	48.650	12	7	Jack Doohan	1:56.804	1:56.930	12	
13	26	Linus Lundqvist	32.238	12	Christian Hahn	36.093	2	Artem Petrov	48.682	13	2	Artem Petrov	1:57.027	1:57.117	13	
14	11	Teppei Natori	32.253	2	Artem Petrov	36.119	21	Calan Williams	48.693	14	63	Nicolai Kjaergaard	1:57.122	1:57.189	14	
15	21	Calan Williams	32.312	3	Pierre Louis Chovet	36.126	20	Cameron Das	48.723	15	21	Calan Williams	1:57.136	1:57.355	15	
16	66	Petru Florescu	32.419	21	Calan Williams	36.131	1	Javier Gonzalez	48.908	16	1	Javier Gonzalez	1:57.265	1:57.402	16	
17	63	Nicolai Kjaergaard	32.643	1	Javier Gonzalez	36.151	66	Petru Florescu	48.914	17	66	Petru Florescu	1:57.503	1:57.697	17	
18	31	Billy Monger	32.665	66	Petru Florescu	36.170	3	Pierre Louis Chovet	49.035	18	3	Pierre Louis Chovet	1:57.937	1:57.966	18	
19	3	Pierre Louis Chovet	32.776	99	Rui Andrade	36.273	31	Billy Monger	49.473	19	99	Rui Andrade	1:58.848	1:59.385	20	
20	99	Rui Andrade	32.900	31	Billy Monger	36.712	5	Dimitrios Tsimpris	49.615	20	31	Billy Monger	1:58.850	1:59.075	19	
21	5	Dimitrios Tsimpris	33.607	5	Dimitrios Tsimpris	36.864	99	Rui Andrade	49.675	21	5	Dimitrios Tsimpris	2:00.086	2:00.277	21	





Paul Ricard
Euroformula Open
Qualifying - 1
Best 5 Lap Times



Cls	Nº	Entrant	Nat	Driver	Nat	Cat	Cls	Chassis - Engine	Team	Best 1		Best 2		Best 3		Best 4		Best 5	
										Time	Lap	Time	Lap	Time	Lap	Time	Lap	Time	Lap
1	8	Teo Martin Motorsport	ESP	Lukas Dunner	AUT			Dallara F317 HWA	Teo Martin Motorsport	1:55.486	10	1:56.335	9	1:56.573	8	1:57.464	7	2:00.966	6
2	14	Team Motopark	DEU	Yuki Tsunoda	JPN	R	1	Dallara F317 Spiess	Team Motopark	1:55.512	12	1:55.748	9	1:55.858	8	1:55.878	11	1:56.212	7
3	30	Team Motopark	DEU	Liam Lawson	NZL	R	2	Dallara F317 Spiess	Team Motopark	1:55.750	11	1:55.835	8	1:55.931	7	1:58.152	12	1:59.270	9
4	33	Team Motopark	DEU	Marino Sato	JPN			Dallara F317 Spiess	Team Motopark	1:56.044	12	1:56.720	8	1:56.737	7	1:57.551	10	2:00.646	6
5	11	Carlin Motorsport	GBR	Teppeï Natori	JPN	R	3	Dallara F317 Spiess	Carlin Motorsport	1:56.169	9	1:56.939	7	1:57.560	6	1:58.020	5	2:05.658	4
6	18	Team Motopark	DEU	Julian Hanses	DEU			Dallara F317 Spiess	Team Motopark	1:56.240	8	1:56.291	11	1:56.330	12	1:57.159	6	1:58.343	7
7	51	Teo Martin Motorsport	ESP	Aldo Festante	ITA			Dallara F317 HWA	Teo Martin Motorsport	1:56.356	11	1:56.494	10	1:56.545	9	1:56.655	7	1:56.789	6
8	77	Teo Martin Motorsport	ESP	Guilherme Samaia	BRA			Dallara F317 HWA	Teo Martin Motorsport	1:56.416	10	1:56.534	9	1:56.954	8	1:57.713	6	2:03.634	4
9	12	Carlin Motorsport	GBR	Christian Hahn	BRA			Dallara F317 Spiess	Carlin Motorsport	1:56.530	11	1:56.547	10	1:56.876	8	1:57.873	7	2:01.223	6
10	26	Double R	GBR	Linus Lundqvist	SWE	R	4	Dallara F317 HWA	Double R	1:56.808	10	1:57.012	12	1:57.230	11	1:57.279	9	1:57.750	7
11	20	Fortec Motorsport	GBR	Cameron Das	USA			Dallara F317 HWA	Fortec Motorsport	1:56.843	10	1:57.050	9	1:57.429	12	1:57.482	11	1:59.611	6
12	7	Double R	GBR	Jack Doohan	AUS	R	5	Dallara F317 HWA	Double R	1:56.930	10	1:57.099	11	1:57.184	12	1:57.477	7	1:57.506	8
13	2	RP Motorsport	ITA	Artem Petrov	RUS			Dallara F317 Piedrafita	RP Motorsport	1:57.117	10	1:57.305	12	1:57.437	9	1:57.845	7	1:59.965	6
14	63	Carlin Motorsport	GBR	Nicolai Kjaergaard	DNK	R	6	Dallara F317 Spiess	Carlin Motorsport	1:57.189	10	1:57.486	11	1:57.657	9	1:57.953	8	1:59.567	7
15	21	Fortec Motorsport	GBR	Calan Williams	AUS			Dallara F317 HWA	Fortec Motorsport	1:57.355	9	1:57.359	11	1:57.492	10	1:57.671	8	1:58.097	7
16	1	RP Motorsport	ITA	Javier Gonzalez	MEX	R	7	Dallara F317 Piedrafita	RP Motorsport	1:57.402	10	1:57.474	9	1:57.708	8	1:57.767	7	1:58.089	11
17	66	Drivex School	ESP	Petru Florescu	ROU			Dallara F317 Piedrafita	Drivex School	1:57.697	9	1:57.719	10	1:57.999	7	1:58.050	8	1:59.924	6
18	3	RP Motorsport	ITA	Pierre Louis Chovet	FRA	R	8	Dallara F317 Piedrafita	RP Motorsport	1:57.966	11	1:58.381	7	1:58.410	10	1:58.418	8	1:58.501	9
19	31	Carlin Motorsport	GBR	Billy Monger	GBR	R	9	Dallara F317 Spiess	Carlin Motorsport	1:59.075	9	2:01.434	6	2:03.216	8	2:04.447	4	2:07.758	3
20	99	Drivex School	ESP	Rui Andrade	AGO	R	10	Dallara F317 Piedrafita	Drivex School	1:59.385	12	1:59.553	10	1:59.586	8	1:59.669	9	2:00.380	7
21	5	Tsimpris Motorsport	GRC	Dimitrios Tsimpris	GRC	R	11	Dallara F317 Piedrafita	Tsimpris Motorsport	2:00.277	8	2:01.723	7	2:03.388	3	2:05.802	2	2:06.950	4





Paul Ricard
Euroformula Open
Qualifying - 1
Best 5 Top Speeds



Cls	Nº	Entrant	Nat	Driver	Nat	Cat	Cls	Chassis - Engine	Team	Top 1		Top 2		Top 3		Top 4		Top 5		Avg
										Km/h	Lap	Km/h	Lap	Km/h	Lap	Km/h	Lap	Km/h	Lap	
1	20	Fortec Motorsport	GBR	Cameron Das	USA			Dallara F317 HWA	Fortec Motorsport	227.3	11	224.0	10	223.1	6	223.1	9	222.6	7	224.0
2	26	Double R	GBR	Linus Lundqvist	SWE	R	1	Dallara F317 HWA	Double R	226.8	8	223.6	9	222.6	6	222.2	7	222.2	10	223.5
3	21	Fortec Motorsport	GBR	Calan Williams	AUS			Dallara F317 HWA	Fortec Motorsport	225.4	12	223.6	8	223.1	10	223.1	14	222.6	3	223.6
4	51	Teo Martin Motorsport	ESP	Aldo Festante	ITA			Dallara F317 HWA	Teo Martin Motorsport	225.4	9	225.4	10	224.0	6	224.0	11	224.0	12	224.6
5	2	RP Motorsport	ITA	Artem Petrov	RUS			Dallara F317 Piedrafita	RP Motorsport	224.5	7	222.6	10	221.7	5	221.7	13	220.8	8	222.3
6	14	Team Motopark	DEU	Yuki Tsunoda	JPN	R	2	Dallara F317 Spiess	Team Motopark	224.5	10	223.1	9	222.2	12	221.3	4	221.3	7	222.5
7	11	Carlin Motorsport	GBR	Teppei Natori	JPN	R	3	Dallara F317 Spiess	Carlin Motorsport	224.0	10	220.8	6	220.4	8	219.9	9	219.0	7	220.8
8	63	Carlin Motorsport	GBR	Nicolai Kjaergaard	DNK	R	4	Dallara F317 Spiess	Carlin Motorsport	224.0	8	221.7	9	220.8	10	220.8	11	220.4	6	221.5
9	66	Drivex School	ESP	Petru Florescu	ROU			Dallara F317 Piedrafita	Drivex School	224.0	6	223.1	7	223.1	9	222.6	8	222.6	10	223.1
10	30	Team Motopark	DEU	Liam Lawson	NZL	R	5	Dallara F317 Spiess	Team Motopark	223.6	9	223.1	2	223.1	7	223.1	10	223.1	12	223.2
11	33	Team Motopark	DEU	Marino Sato	JPN			Dallara F317 Spiess	Team Motopark	222.6	6	222.6	10	221.7	2	221.7	7	221.7	9	222.1
12	77	Teo Martin Motorsport	ESP	Guilherme Samaia	BRA			Dallara F317 HWA	Teo Martin Motorsport	222.6	11	222.2	8	221.7	2	221.7	7	220.8	9	221.8
13	1	RP Motorsport	ITA	Javier Gonzalez	MEX	R	6	Dallara F317 Piedrafita	RP Motorsport	222.2	9	221.3	7	221.3	10	220.8	8	220.4	5	221.2
14	8	Teo Martin Motorsport	ESP	Lukas Dunner	AUT			Dallara F317 HWA	Teo Martin Motorsport	222.2	10	221.7	9	221.7	11	221.3	7	221.3	8	221.6
15	3	RP Motorsport	ITA	Pierre Louis Chovet	FRA	R	7	Dallara F317 Piedrafita	RP Motorsport	221.7	4	221.3	10	220.8	7	220.8	9	220.4	5	221.0
16	12	Carlin Motorsport	GBR	Christian Hahn	BRA			Dallara F317 Spiess	Carlin Motorsport	221.7	12	221.3	9	221.3	10	220.8	8	220.8	11	221.2
17	18	Team Motopark	DEU	Julian Hanses	DEU			Dallara F317 Spiess	Team Motopark	221.7	13	221.3	6	220.8	3	220.8	9	220.4	11	221.0
18	7	Double R	GBR	Jack Doohan	AUS	R	8	Dallara F317 HWA	Double R	221.3	8	220.8	9	220.8	10	220.4	6	219.0	4	220.5
19	31	Carlin Motorsport	GBR	Billy Monger	GBR	R	9	Dallara F317 Spiess	Carlin Motorsport	220.8	5	220.8	9	219.9	3	219.9	10	219.5	6	220.2
20	99	Drivex School	ESP	Rui Andrade	AGO	R	10	Dallara F317 Piedrafita	Drivex School	219.9	6	219.9	10	219.5	8	219.5	9	219.0	3	219.6
21	5	Tsimpris Motorsport	GRC	Dimitrios Tsimpris	GRC	R	11	Dallara F317 Piedrafita	Tsimpris Motorsport	215.1	8	213.4	9	213.0	4	213.0	7	210.9	3	213.1





Paul Ricard
Euroformula Open
Qualifying - 1
Fastest Laps Sequence



Lap	Time of Day	Session Time	Nº	Entrant	Nat	Driver	Nat	Cat	Chassis - Engine	Team	Time	Km/h
2	9:59:18.551	4:18.551	66	Drivex School	ESP	Petru Florescu	ROU		Dallara F317 Piedrafita	Drivex School	2:03.375	169.8
3	10:01:24.506	6:24.506	14	Team Motopark	DEU	Yuki Tsunoda	JPN	R	Dallara F317 Spiess	Team Motopark	1:57.552	178.2
6	10:09:18.946	14:18.946	18	Team Motopark	DEU	Julian Hanes	DEU		Dallara F317 Spiess	Team Motopark	1:57.159	178.8
7	10:11:25.274	16:25.274	33	Team Motopark	DEU	Marino Sato	JPN		Dallara F317 Spiess	Team Motopark	1:56.737	179.5
7	10:11:30.952	16:30.952	14	Team Motopark	DEU	Yuki Tsunoda	JPN	R	Dallara F317 Spiess	Team Motopark	1:56.212	180.3
7	10:11:45.938	16:45.938	30	Team Motopark	DEU	Liam Lawson	NZL	R	Dallara F317 Spiess	Team Motopark	1:55.931	180.7
8	10:13:26.810	18:26.810	14	Team Motopark	DEU	Yuki Tsunoda	JPN	R	Dallara F317 Spiess	Team Motopark	1:55.858	180.9
8	10:13:41.773	18:41.773	30	Team Motopark	DEU	Liam Lawson	NZL	R	Dallara F317 Spiess	Team Motopark	1:55.835	180.9
9	10:15:22.558	20:22.558	14	Team Motopark	DEU	Yuki Tsunoda	JPN	R	Dallara F317 Spiess	Team Motopark	1:55.748	181.0
10	10:20:22.194	25:22.194	8	Teo Martin	ESP	Lukas Dunner	AUT		Dallara F317 HWA	Teo Martin	1:55.486	181.4



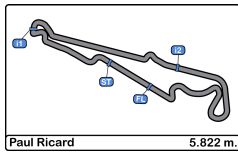


Paul Ricard
Euroformula Open
Qualifying - 1
Event Best Maximum Speed



Nº	Entrant	Nat	Driver	Nat	Cat	Clas	Chassis - Engine	Team	Km/h	Session
26	Double R		Linus Lundqvist		R	1	Dallara F317 HWA	Double R	230.7	Free Practice - 3
3	RP Motorsport		Pierre Louis Chovet		R	2	Dallara F317 Piedrafita	RP Motorsport	230.2	Free Practice - 2
30	Team Motopark		Liam Lawson		R	3	Dallara F317 Spiess	Team Motopark	229.2	Free Practice - 3
8	Teo Martin		Lukas Dunner				Dallara F317 HWA	Teo Martin	228.8	Free Practice - 3
14	Team Motopark		Yuki Tsunoda		R	4	Dallara F317 Spiess	Team Motopark	228.8	Free Practice - 3
20	Fortec Motorsport		Cameron Das				Dallara F317 HWA	Fortec Motorsport	228.3	Free Practice - 2
51	Teo Martin		Aldo Festante				Dallara F317 HWA	Teo Martin	228.3	Free Practice - 3
21	Fortec Motorsport		Calan Williams				Dallara F317 HWA	Fortec Motorsport	227.8	Free Practice - 3
77	Teo Martin		Guilherme Samaia				Dallara F317 HWA	Teo Martin	227.3	Free Practice - 3
7	Double R		Jack Doohan		R	5	Dallara F317 HWA	Double R	226.8	Free Practice - 2
66	Drivex School		Petru Florescu				Dallara F317 Piedrafita	Drivex School	226.4	Free Practice - 3
99	Drivex School		Rui Andrade		R	6	Dallara F317 Piedrafita	Drivex School	225.4	Free Practice - 1
12	Carlin Motorsport		Christian Hahn				Dallara F317 Spiess	Carlin Motorsport	225.4	Free Practice - 2
18	Team Motopark		Julian Hanses				Dallara F317 Spiess	Team Motopark	225.0	Free Practice - 3
2	RP Motorsport		Artem Petrov				Dallara F317 Piedrafita	RP Motorsport	224.5	Qualifying - 1
63	Carlin Motorsport		Nicolai Kjaergaard		R	7	Dallara F317 Spiess	Carlin Motorsport	224.0	Free Practice - 3
11	Carlin Motorsport		Teppei Natori		R	8	Dallara F317 Spiess	Carlin Motorsport	224.0	Qualifying - 1
33	Team Motopark		Marino Sato				Dallara F317 Spiess	Team Motopark	223.6	Free Practice - 2
1	RP Motorsport		Javier Gonzalez		R	9	Dallara F317 Piedrafita	RP Motorsport	222.6	Free Practice - 2
31	Carlin Motorsport		Billy Monger		R	10	Dallara F317 Spiess	Carlin Motorsport	220.8	Qualifying - 1
5	Tsimpris Motorsport		Dimitrios Tsimpris		R	11	Dallara F317 Piedrafita	Tsimpris Motorsport	217.7	Free Practice - 3





Paul Ricard
Euroformula Open
Qualifying - 1
Pit Stop Analysis



1 Javier Gonzalez R RP Motorsport
 Dallara F317 Piedrafita

Nr.	In Day Time	In Time	Out Time	Pit Time	T. Pit Time	Handicap	Penalty
1	9:59:58.398	9:59:58.398	10:01:49.097	1:50.699	1:50.699		

2 Artem Petrov RP Motorsport
 Dallara F317 Piedrafita

Nr.	In Day Time	In Time	Out Time	Pit Time	T. Pit Time	Handicap	Penalty
1	9:59:52.041	9:59:52.041	10:01:21.667	1:29.626	1:29.626		

3 Pierre Louis Chovet R RP Motorsport
 Dallara F317 Piedrafita

Nr.	In Day Time	In Time	Out Time	Pit Time	T. Pit Time	Handicap	Penalty
1	9:59:53.597	9:59:53.597	10:02:03.201	2:09.604	2:09.604		

5 Dimitrios Tsimpris R Tsimpris Motorsport
 Dallara F317 Piedrafita

Nr.	In Day Time	In Time	Out Time	Pit Time	T. Pit Time	Handicap	Penalty
1	10:10:57.541	10:10:57.541	10:14:09.521	3:11.980	3:11.980		

8 Lukas Dunner Teo Martin Motorsport
 Dallara F317 HWA

Nr.	In Day Time	In Time	Out Time	Pit Time	T. Pit Time	Handicap	Penalty
1	9:59:56.970	9:59:56.970	10:04:07.664	4:10.694	4:10.694		

11 Teppei Natori R Carlin Motorsport
 Dallara F317 Spiess

Nr.	In Day Time	In Time	Out Time	Pit Time	T. Pit Time	Handicap	Penalty
1	9:59:59.993	9:59:59.993	10:03:34.379	3:34.386	3:34.386		

12 Christian Hahn Carlin Motorsport
 Dallara F317 Spiess

Nr.	In Day Time	In Time	Out Time	Pit Time	T. Pit Time	Handicap	Penalty
1	9:59:51.193	9:59:51.193	10:03:12.161	3:20.968	3:20.968		

14 Yuki Tsunoda R Team Motopark
 Dallara F317 Spiess

Nr.	In Day Time	In Time	Out Time	Pit Time	T. Pit Time	Handicap	Penalty
1	10:03:22.296	10:03:22.296	10:05:09.733	1:47.437	1:47.437		

18 Julian Hanses Team Motopark
 Dallara F317 Spiess

Nr.	In Day Time	In Time	Out Time	Pit Time	T. Pit Time	Handicap	Penalty
1	10:01:28.119	10:01:28.119	10:03:08.467	1:40.348	1:40.348		

30 Liam Lawson R Team Motopark
 Dallara F317 Spiess

Nr.	In Day Time	In Time	Out Time	Pit Time	T. Pit Time	Handicap	Penalty
1	10:03:41.083	10:03:41.083	10:05:45.807	2:04.724	2:04.724		

31 Billy Monger R Carlin Motorsport
 Dallara F317 Spiess

Nr.	In Day Time	In Time	Out Time	Pit Time	T. Pit Time	Handicap	Penalty
1	9:58:14.479	9:58:14.479	10:03:32.792	5:18.313	5:18.313		

33 Marino Sato Team Motopark
 Dallara F317 Spiess

Nr.	In Day Time	In Time	Out Time	Pit Time	T. Pit Time	Handicap	Penalty
1	10:01:36.229	10:01:36.229	10:03:06.919	1:30.690	1:30.690		

63 Nicolai Kjaergaard R Carlin Motorsport
 Dallara F317 Spiess

Nr.	In Day Time	In Time	Out Time	Pit Time	T. Pit Time	Handicap	Penalty
1	9:59:47.207	9:59:47.207	10:02:37.207	2:50.000	2:50.000		

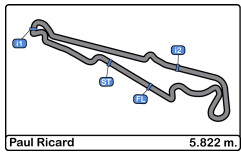
66 Petru Florescu Drivex School
 Dallara F317 Piedrafita

Nr.	In Day Time	In Time	Out Time	Pit Time	T. Pit Time	Handicap	Penalty
1	10:01:18.051	10:01:18.051	10:02:50.860	1:32.809	1:32.809		

77 Guilherme Samaia Teo Martin Motorsport
 Dallara F317 HWA

Nr.	In Day Time	In Time	Out Time	Pit Time	T. Pit Time	Handicap	Penalty
1	9:59:55.504	9:59:55.504	10:04:21.250	4:25.746	4:25.746		

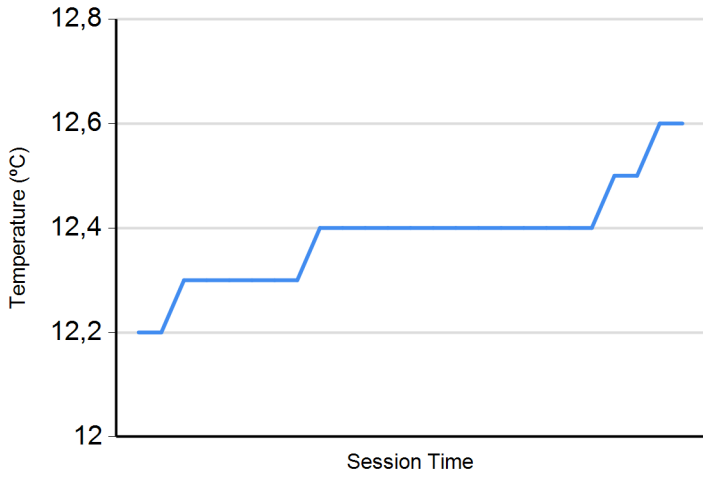




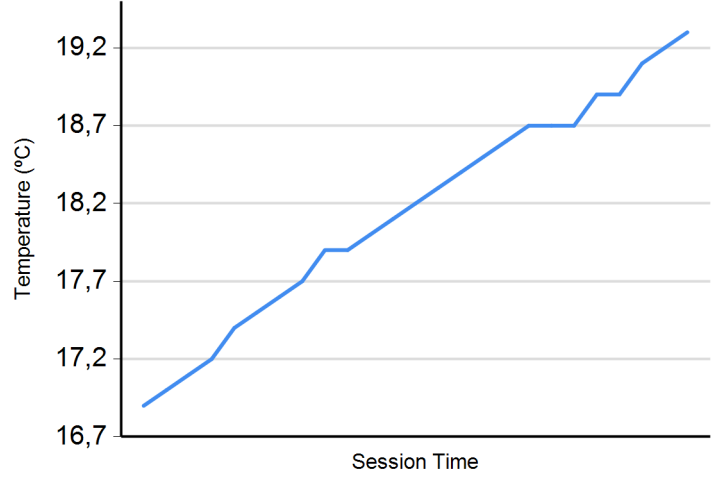
Paul Ricard
Euroformula Open
Qualifying - 1
Weather Report



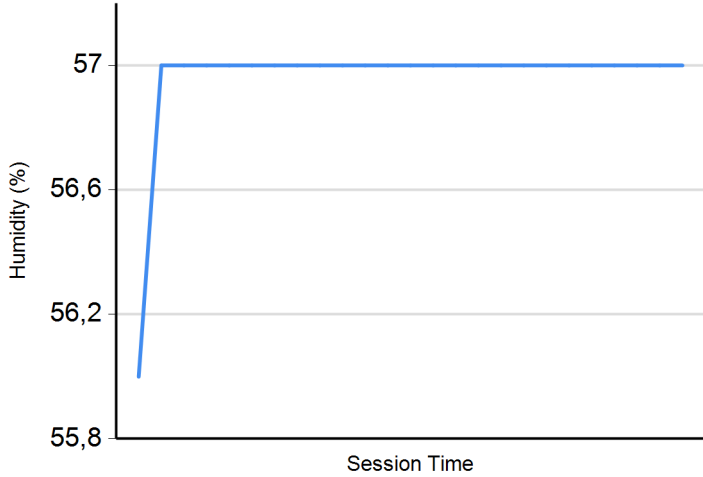
Air Temperature



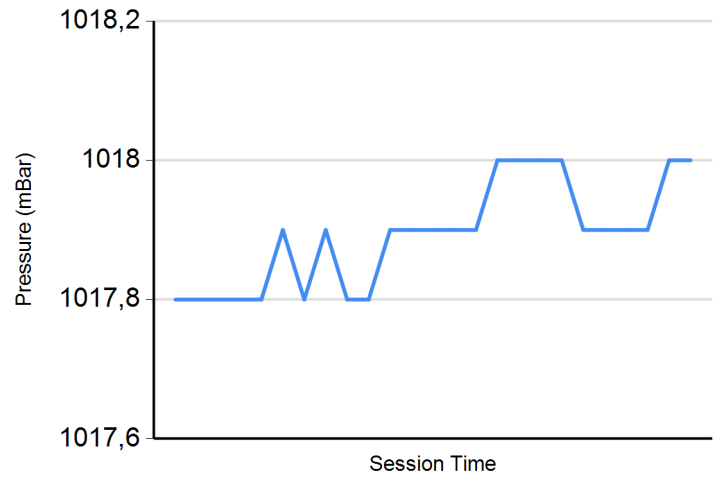
Track Temperature



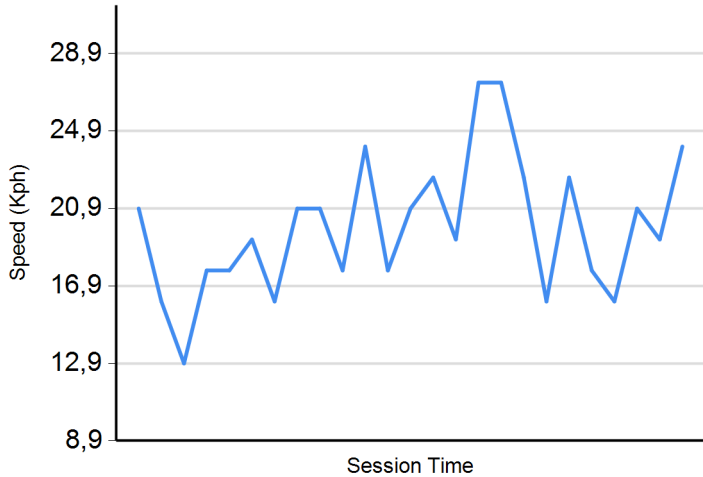
Humidity



Pressure



Wind Speed



Wind direction

North = 0°/360° Est = 90° South = 180° West = 270°

