

Hockenheimring
Euroformula Open
Race - 2
Provisional Results



Cls	Nº	Entrant	Nat	Driver	Nat	Cat	Cls	Chassis - Engine	Team	Laps	Total Time	Gap	Interval	Km/h	Best	Time	Km/h
1	14	Team Motopark	DEU	Yuki Tsunoda	JPN	R	1	Dallara F317 Spiess	Team Motopark	19	29:44.133			175.3	8	1:33.039	176.9
2	33	Team Motopark	DEU	Marino Sato	JPN			Dallara F317 Spiess	Team Motopark	19	29:48.787	4.654	4.654	174.9	8	1:33.188	176.7
3	18	Team Motopark	DEU	Julian Hanses	DEU			Dallara F317 Spiess	Team Motopark	19	29:53.309	9.176	4.522	174.4	11	1:33.574	175.9
4	8	Teo Martin Motorsport	ESP	Lukas Dunner	AUT			Dallara F317 HWA	Teo Martin Motorsport	19	29:53.840	9.707	0.531	174.4	9	1:33.444	176.2
5	30	Team Motopark	DEU	Liam Lawson	NZL	R	2	Dallara F317 Spiess	Team Motopark	19	29:58.388	14.255	4.548	173.9	7	1:33.270	176.5
6	63	Carlin Motorsport	GBR	Nicolai Kjaergaard	DNK	R	3	Dallara F317 Spiess	Carlin Motorsport	19	30:10.130	25.997	11.742	172.8	10	1:34.233	174.7
7	7	Double R	GBR	Jack Doohan	AUS	R	4	Dallara F317 HWA	Double R	19	30:12.418	28.285	2.288	172.6	8	1:33.310	176.4
8	11	Carlin Motorsport	GBR	Teppei Natori	JPN	R	5	Dallara F317 Spiess	Carlin Motorsport	19	30:19.619	35.486	7.201	171.9	6	1:34.674	173.9
9	21	Fortec Motorsport	GBR	Calan Williams	AUS			Dallara F317 HWA	Fortec Motorsport	19	30:20.962	36.829	1.343	171.8	6	1:34.718	173.8
10	20	Fortec Motorsport	GBR	Cameron Das	USA			Dallara F317 HWA	Fortec Motorsport	19	30:21.515	37.382	0.553	171.7	11	1:33.920	175.3
11	77	Teo Martin Motorsport	ESP	Guilherme Samaia	BRA			Dallara F317 HWA	Teo Martin Motorsport	19	30:22.535	38.402	1.020	171.6	9	1:34.568	174.1
12	99	Drivex School	ESP	Rui Andrade	AGO	R	6	Dallara F317 Piedrafita	Drivex School	19	30:48.780	1:04.647	26.245	169.2	10	1:36.018	171.4
13	31	Carlin Motorsport	GBR	Billy Monger	GBR	R	7	Dallara F317 Spiess	Carlin Motorsport	18	30:02.470	1 Lap	1 Lap	164.4	7	1:34.128	174.9
Not classified: (Requirements: 75% of number laps of leader = 15 Laps)																	
	26	Double R	GBR	Linus Lundqvist	SWE	R	8	Dallara F317 HWA	Double R	2	3:40.344	17 Laps	16 Laps	149.4	1	1:43.587	158.9
	51	Teo Martin Motorsport	ESP	Aldo Festante	ITA			Dallara F317 HWA	Teo Martin Motorsport	1	3:17.661	18 Laps	1 Lap	83.3	1	3:17.661	83.3
	12	Carlin Motorsport	GBR	Christian Hahn	BRA			Dallara F317 Spiess	Carlin Motorsport								

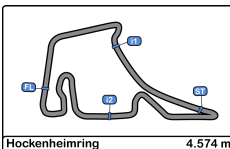
Fastest lap Yuki Tsunoda in 1:33.039 at 177.0 Km/h in lap 8

Published at:.....

Track Temp: **42.6 °C** Air Temp: **21.6 °C** Humidity: **48 %** Track Status: **DRY**

Stewards:	Race Director:	Timekeeper:





Hockenheimring
Euroformula Open
Race - 2
Provisional Results by Class



Cls	Nº	Entrant	Nat	Driver	Nat	Cat	Cls	Chassis - Engine	Team	Laps	Total Time	Gap	Interval	Km/h	Best	Time	Km/h
1	33	Team Motopark	DEU	Marino Sato	JPN			Dallara F317 Spiess	Team Motopark	19	29:48.787			174.9	8	1:33.188	176.7
2	18	Team Motopark	DEU	Julian Hanses	DEU			Dallara F317 Spiess	Team Motopark	19	29:53.309	9.176	4.522	174.4	11	1:33.574	175.9
3	8	Teo Martin Motorsport	ESP	Lukas Dunner	AUT			Dallara F317 HWA	Teo Martin Motorsport	19	29:53.840	9.707	0.531	174.4	9	1:33.444	176.2
4	21	Fortec Motorsport	GBR	Calan Williams	AUS			Dallara F317 HWA	Fortec Motorsport	19	30:20.962	36.829	27.122	171.8	6	1:34.718	173.8
5	20	Fortec Motorsport	GBR	Cameron Das	USA			Dallara F317 HWA	Fortec Motorsport	19	30:21.515	37.382	0.553	171.7	11	1:33.920	175.3
6	77	Teo Martin Motorsport	ESP	Guilherme Samaia	BRA			Dallara F317 HWA	Teo Martin Motorsport	19	30:22.535	38.402	1.020	171.6	9	1:34.568	174.1

Not classified: (Requirements: 75% of number laps of leader = 15 Laps)

51	Teo Martin Motorsport	ESP	Aldo Festante	ITA			Dallara F317 HWA	Teo Martin Motorsport	1	3:17.661	18 Laps	18 Laps	83.3	1	3:17.661	83.3
12	Carlin Motorsport	GBR	Christian Hahn	BRA			Dallara F317 Spiess	Carlin Motorsport								

Rookie

1	14	Team Motopark	DEU	Yuki Tsunoda	JPN	R	1	Dallara F317 Spiess	Team Motopark	19	29:44.133			175.3	8	1:33.039	176.9
2	30	Team Motopark	DEU	Liam Lawson	NZL	R	2	Dallara F317 Spiess	Team Motopark	19	29:58.388	14.255	14.255	173.9	7	1:33.270	176.5
3	63	Carlin Motorsport	GBR	Nicolai Kjaergaard	DNK	R	3	Dallara F317 Spiess	Carlin Motorsport	19	30:10.130	25.997	11.742	172.8	10	1:34.233	174.7
4	7	Double R	GBR	Jack Doohan	AUS	R	4	Dallara F317 HWA	Double R	19	30:12.418	28.285	2.288	172.6	8	1:33.310	176.4
5	11	Carlin Motorsport	GBR	Teppei Natori	JPN	R	5	Dallara F317 Spiess	Carlin Motorsport	19	30:19.619	35.486	7.201	171.9	6	1:34.674	173.9
6	99	Drivex School	ESP	Rui Andrade	AGO	R	6	Dallara F317 Piedrafita	Drivex School	19	30:48.780	1:04.647	29.161	169.2	10	1:36.018	171.4
7	31	Carlin Motorsport	GBR	Billy Monger	GBR	R	7	Dallara F317 Spiess	Carlin Motorsport	18	30:02.470	1 Lap	1 Lap	164.4	7	1:34.128	174.9

Not classified: (Requirements: 75% of number laps of leader = 15 Laps)

26	Double R	GBR	Linus Lundqvist	SWE	R	8	Dallara F317 HWA	Double R	2	3:40.344	17 Laps	16 Laps	149.4	1	1:43.587	158.9
----	----------	-----	-----------------	-----	---	---	------------------	----------	---	----------	---------	---------	-------	---	----------	-------

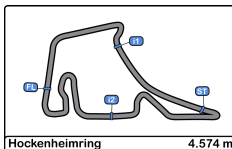
Fastest lap Yuki Tsunoda in 1:33.039 at 177.0 Km/h in lap 8

Published at:.....

Track Temp: 42.6 °C Air Temp: 21.6 °C Humidity: 48 % Track Status: DRY

Stewards:	Race Director:	Timekeeper:





Hockenheimring
Euroformula Open

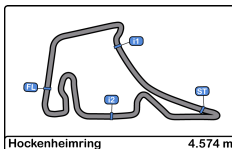
Race - 2

Provisional Classification by Driver Fastest Lap



Clas	Nº	Entrant	Nat	Driver	Nat	Cat	Clas	Chassis - Engine	Team	Laps	Best	Time	Gap	Interval	Km/h
1	14	Team Motopark	DEU	Yuki Tsunoda	JPN	R	1	Dallara F317 Spiess	Team Motopark	19	8	1:33.039			176.9
2	33	Team Motopark	DEU	Marino Sato	JPN			Dallara F317 Spiess	Team Motopark	19	8	1:33.188	0.149	0.149	176.7
3	30	Team Motopark	DEU	Liam Lawson	NZL	R	2	Dallara F317 Spiess	Team Motopark	19	7	1:33.270	0.231	0.082	176.5
4	7	Double R	GBR	Jack Doohan	AUS	R	3	Dallara F317 HWA	Double R	19	8	1:33.310	0.271	0.040	176.4
5	8	Teo Martin Motorsport	ESP	Lukas Dunner	AUT			Dallara F317 HWA	Teo Martin Motorsport	19	9	1:33.444	0.405	0.134	176.2
6	18	Team Motopark	DEU	Julian Hanes	DEU			Dallara F317 Spiess	Team Motopark	19	11	1:33.574	0.535	0.130	175.9
7	20	Fortec Motorsport	GBR	Cameron Das	USA			Dallara F317 HWA	Fortec Motorsport	19	11	1:33.920	0.881	0.346	175.3
8	31	Carlin Motorsport	GBR	Billy Monger	GBR	R	4	Dallara F317 Spiess	Carlin Motorsport	18	7	1:34.128	1.089	0.208	174.9
9	63	Carlin Motorsport	GBR	Nicolai Kjaergaard	DNK	R	5	Dallara F317 Spiess	Carlin Motorsport	19	10	1:34.233	1.194	0.105	174.7
10	77	Teo Martin Motorsport	ESP	Guilherme Samaia	BRA			Dallara F317 HWA	Teo Martin Motorsport	19	9	1:34.568	1.529	0.335	174.1
11	11	Carlin Motorsport	GBR	Teppei Natori	JPN	R	6	Dallara F317 Spiess	Carlin Motorsport	19	6	1:34.674	1.635	0.106	173.9
12	21	Fortec Motorsport	GBR	Calan Williams	AUS			Dallara F317 HWA	Fortec Motorsport	19	6	1:34.718	1.679	0.044	173.8
13	99	Drivex School	ESP	Rui Andrade	AGO	R	7	Dallara F317 Piedrafita	Drivex School	19	10	1:36.018	2.979	1.300	171.4
14	26	Double R	GBR	Linus Lundqvist	SWE	R	8	Dallara F317 HWA	Double R	2	1	1:43.587	10.548	7.569	158.9
15	51	Teo Martin Motorsport	ESP	Aldo Festante	ITA			Dallara F317 HWA	Teo Martin Motorsport	1	1	3:17.661	1:44.622	1:34.074	83.3



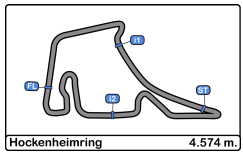


Hockenheimring
Euroformula Open
Race - 2
Distance and Speed Average



Clas	Nº	Entrant	Nat	Driver	Nat	Cat	Clas	Chassis - Engine	Team	Laps	Distance	Total Time	Km/h
1	14	Team Motopark	DEU	Yuki Tsunoda	JPN	R	1	Dallara F317 Spiess	Team Motopark	19	86.90	29:44.133	175.3
2	33	Team Motopark	DEU	Marino Sato	JPN			Dallara F317 Spiess	Team Motopark	19	86.90	29:48.787	174.9
3	18	Team Motopark	DEU	Julian Hanses	DEU			Dallara F317 Spiess	Team Motopark	19	86.90	29:53.309	174.4
4	8	Teo Martin Motorsport	ESP	Lukas Dunner	AUT			Dallara F317 HWA	Teo Martin Motorsport	19	86.90	29:53.840	174.4
5	30	Team Motopark	DEU	Liam Lawson	NZL	R	2	Dallara F317 Spiess	Team Motopark	19	86.90	29:58.388	173.9
6	63	Carlin Motorsport	GBR	Nicolai Kjaergaard	DNK	R	3	Dallara F317 Spiess	Carlin Motorsport	19	86.90	30:10.130	172.8
7	7	Double R	GBR	Jack Doohan	AUS	R	4	Dallara F317 HWA	Double R	19	86.90	30:12.418	172.6
8	11	Carlin Motorsport	GBR	Teppei Natori	JPN	R	5	Dallara F317 Spiess	Carlin Motorsport	19	86.90	30:19.619	171.9
9	21	Fortec Motorsport	GBR	Calan Williams	AUS			Dallara F317 HWA	Fortec Motorsport	19	86.90	30:20.962	171.8
10	20	Fortec Motorsport	GBR	Cameron Das	USA			Dallara F317 HWA	Fortec Motorsport	19	86.90	30:21.515	171.7
11	77	Teo Martin Motorsport	ESP	Guilherme Samaia	BRA			Dallara F317 HWA	Teo Martin Motorsport	19	86.90	30:22.535	171.6
12	99	Drivex School	ESP	Rui Andrade	AGO	R	6	Dallara F317 Piedrafita	Drivex School	19	86.90	30:48.780	169.2
13	31	Carlin Motorsport	GBR	Billy Monger	GBR	R	7	Dallara F317 Spiess	Carlin Motorsport	18	82.33	30:02.470	164.4
Not classified: (Requirements: 75% of number laps of leader = 15 Laps)													
	26	Double R	GBR	Linus Lundqvist	SWE	R	8	Dallara F317 HWA	Double R	2	09.14	3:40.344	149.4
	51	Teo Martin Motorsport	ESP	Aldo Festante	ITA			Dallara F317 HWA	Teo Martin Motorsport	1	04.57	3:17.661	83.3
	12	Carlin Motorsport	GBR	Christian Hahn	BRA			Dallara F317 Spiess	Carlin Motorsport				





Hockenheimring Euroformula Open Race - 2 Lap Analysis



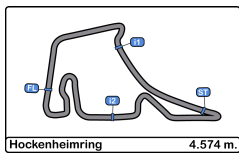
7 Jack Doohan R Dallara F317 HWA **11** Teppei Natori R Dallara F317 Spiess
Double R Carlin Motorsport

Lap	D	Time	Sector 1	Sector 2	Sector 3	T. Spd	Elapsed	Lap	D	Time	Sector 1	Sector 2	Sector 3	T. Spd	Elapsed
1		1:58.649	27.720	1:01.818	29.111	233.7	1:58.649	1		1:46.364	28.973	48.153	29.238	231.2	1:46.364
2		1:34.879	20.501	45.906	28.472	232.7	3:33.528	2		1:36.662	20.865	46.668	29.129	232.2	3:23.026
3		1:34.056	20.281	45.757	28.018	234.7	5:07.584	3		1:35.167	20.657	45.806	28.704	233.2	4:58.193
4		1:34.314	20.169	45.469	28.676	237.3	6:41.898	4		1:34.968	20.616	45.700	28.652	236.3	6:33.161
5		1:34.491	20.988	45.512	27.991	235.8	8:16.389	5		1:34.809	20.726	45.357	28.726	237.3	8:07.970
6		1:33.467	20.132	45.498	27.837	236.3	9:49.856	6		1:34.674	20.733	45.395	28.546	236.3	9:42.644
7		1:33.452	19.990	45.396	28.066	236.8	11:23.308	7		1:35.053	20.575	45.416	29.062	237.8	11:17.697
8		1:33.310	20.085	45.277	27.948	236.3	12:56.618	8		1:34.742	20.533	45.505	28.704	236.8	12:52.439
9		1:33.338	20.172	45.168	27.998	238.9	14:29.956	9		1:35.064	20.732	45.578	28.754	236.3	14:27.503
10		1:33.645	20.227	45.296	28.122	242.1	16:03.601	10		1:34.686	20.628	45.405	28.653	238.4	16:02.189
11		1:33.911	20.187	45.318	28.406	240.5	17:37.512	11		1:34.818	20.609	45.580	28.629	237.3	17:37.007
12		1:34.347	20.467	45.567	28.313	241.6	19:11.859	12		1:35.731	20.567	46.327	28.837	236.8	19:12.738
13		1:34.366	20.323	45.774	28.269	242.1	20:46.225	13		1:35.218	20.695	45.633	28.890	237.3	20:47.956
14		1:33.778	20.193	45.480	28.105	237.3	22:20.003	14		1:35.564	20.754	45.533	29.277	238.9	22:23.520
15		1:33.867	20.090	45.731	28.046	234.7	23:53.870	15		1:35.630	20.669	46.094	28.867	238.9	23:59.150
16		1:34.176	20.369	45.548	28.259	235.2	25:28.046	16		1:35.050	20.622	45.742	28.686	234.7	25:34.200
17		1:34.046	20.320	45.356	28.370	239.4	27:02.092	17		1:35.062	20.703	45.593	28.766	237.8	27:09.262
18		1:35.560	21.380	45.707	28.473	237.3	28:37.652	18		1:34.923	20.598	45.653	28.672	236.3	28:44.185
19		1:34.766	20.620	45.562	28.584	238.9	30:12.418	19		1:35.434	20.810	45.667	28.957	237.3	30:19.619

8 Lukas Dunner R Dallara F317 HWA **12** Christian Hahn R Dallara F317 Spiess
Teo Martin Motorsport Carlin Motorsport

Lap	D	Time	Sector 1	Sector 2	Sector 3	T. Spd	Elapsed	Lap	D	Time	Sector 1	Sector 2	Sector 3	T. Spd	Elapsed
1		1:43.214	27.550	46.361	29.303	232.7	1:43.214	1			28.240			235.8	
2		1:34.863	20.602	45.870	28.391	235.2	3:18.077								
3		1:34.689	20.543	45.766	28.380	236.3	4:52.766	14			Yuki Tsunoda			R	Dallara F317 Spiess
4		1:34.227	20.238	45.686	28.303	237.3	6:26.993								Team Motopark
5		1:33.981	20.303	45.482	28.196	237.3	8:00.974	Lap D	Time	Sector 1	Sector 2	Sector 3	T. Spd	Elapsed	
6		1:33.799	20.213	45.467	28.119	237.3	9:34.773	1		1:40.710	26.158	46.030	28.522	237.8	1:40.710
7		1:33.827	20.296	45.320	28.211	237.3	11:08.600	2		1:34.533	20.324	45.886	28.323	238.4	3:15.243
8		1:33.843	20.394	45.333	28.116	234.7	12:42.443	3		1:33.882	20.262	45.582	28.038	235.2	4:49.125
9		1:33.444	20.081	45.254	28.109	236.8	14:15.887	4		1:33.843	20.215	45.580	28.048	235.8	6:22.968
10		1:33.567	20.142	45.277	28.148	239.4	15:49.454	5		1:33.478	20.161	45.306	28.011	237.3	7:56.446
11		1:33.851	20.227	45.537	28.087	240.0	17:23.305	6		1:33.429	20.201	45.311	27.917	236.3	9:29.875
12		1:33.681	20.138	45.337	28.206	238.4	18:56.986	7		1:33.195	20.122	45.146	27.927	237.3	11:03.070
13		1:33.734	20.068	45.476	28.190	237.8	20:30.720	8		1:33.039	19.988	45.161	27.890	237.3	12:36.109
14		1:34.232	20.134	45.514	28.584	238.9	22:04.952	9		1:33.173	20.018	45.220	27.935	238.4	14:09.282
15		1:33.701	20.136	45.549	28.016	237.3	23:38.653	10		1:33.233	20.134	45.126	27.973	238.9	15:42.515
16		1:33.823	20.113	45.508	28.202	238.4	25:12.476	11		1:33.208	20.052	45.111	28.045	240.0	17:15.723
17		1:33.811	20.151	45.421	28.239	241.6	26:46.287	12		1:33.507	20.074	45.245	28.188	238.9	18:49.230
18		1:33.606	20.183	45.365	28.058	238.4	28:19.893	13		1:33.510	20.156	45.401	27.953	238.4	20:22.740
19		1:33.947	20.260	45.422	28.265	241.0	29:53.840	14		1:33.643	20.148	45.511	27.984	237.8	21:56.383
								15		1:33.754	20.096	45.525	28.133	236.8	23:30.137
								16		1:33.465	20.191	45.338	27.936	236.3	25:03.602
								17		1:33.223	20.085	45.139	27.999	240.0	26:36.825
								18		1:33.504	20.103	45.431	27.970	238.4	28:10.329
								19		1:33.804	20.359	45.343	28.102	238.4	29:44.133





Hockenheimring
Euroformula Open
Race - 2
Lap Analysis



18

Julian Hanses

Dallara F317 Spiess **21**

Calan Williams

Dallara F317 HWA

Team Motopark

Fortec Motorsport

Lap	D	Time	Sector 1	Sector 2	Sector 3	T. Spd	Elapsed	Lap	D	Time	Sector 1	Sector 2	Sector 3	T. Spd	Elapsed
1		1:42.395	26.968	46.433	28.994	233.7	1:42.395	1		1:45.326	29.197	46.583	29.546	235.8	1:45.326
2		1:34.665	20.491	45.734	28.440	234.7	3:17.060	2		1:36.011	21.138	45.958	28.915	232.2	3:21.337
3		1:34.763	20.542	45.575	28.646	235.8	4:51.823	3		1:35.260	20.746	45.792	28.722	232.2	4:56.597
4		1:34.062	20.379	45.393	28.290	237.3	6:25.885	4		1:35.307	20.788	45.756	28.763	234.2	6:31.904
5		1:34.022	20.335	45.279	28.408	238.9	7:59.907	5		1:34.745	20.627	45.517	28.601	235.2	8:06.649
6		1:34.006	20.427	45.357	28.222	237.3	9:33.913	6		1:34.718	20.584	45.481	28.653	234.7	9:41.367
7		1:33.699	20.321	45.276	28.102	237.8	11:07.612	7		1:34.815	20.704	45.386	28.725	234.7	11:16.182
8		1:33.702	20.289	45.238	28.175	237.8	12:41.314	8		1:34.795	20.541	45.524	28.730	234.7	12:50.977
9		1:33.722	20.292	45.253	28.177	237.3	14:15.036	9		1:35.009	20.733	45.443	28.833	235.8	14:25.986
10		1:33.787	20.403	45.204	28.180	236.3	15:48.823	10		1:34.998	20.604	45.557	28.837	236.8	16:00.984
11		1:33.574	20.167	45.288	28.119	238.9	17:22.397	11		1:34.943	20.745	45.431	28.767	236.3	17:35.927
12		1:33.638	20.243	45.338	28.057	237.8	18:56.035	12		1:35.141	20.557	45.739	28.845	235.2	19:11.068
13		1:33.779	20.195	45.403	28.181	236.8	20:29.814	13		1:36.094	20.653	46.556	28.885	234.2	20:47.162
14		1:34.156	20.214	45.439	28.503	237.8	22:03.970	14		1:35.943	20.931	45.720	29.292	236.3	22:23.105
15		1:33.990	20.449	45.535	28.006	235.2	23:37.960	15		1:36.589	20.748	46.680	29.161	232.7	23:59.694
16		1:33.820	20.260	45.460	28.100	234.7	25:11.780	16		1:35.255	20.689	45.610	28.956	236.8	25:34.949
17		1:33.638	20.252	45.286	28.100	238.9	26:45.418	17		1:35.104	20.763	45.397	28.944	240.0	27:10.053
18		1:33.848	20.238	45.391	28.219	237.3	28:19.266	18		1:35.230	20.683	45.585	28.962	239.4	28:45.283
19		1:34.043	20.356	45.435	28.252	239.4	29:53.309	19		1:35.679	20.947	45.603	29.129	237.3	30:20.962

20

Cameron Das

Dallara F317 HWA **26**

Linus Lundqvist

R

Dallara F317 HWA

Fortec Motorsport

Double R

Lap	D	Time	Sector 1	Sector 2	Sector 3	T. Spd	Elapsed	Lap	D	Time	Sector 1	Sector 2	Sector 3	T. Spd	Elapsed
1		2:01.620	28.597	1:04.193	28.830	243.2	2:01.620	1		1:43.587	27.094	46.443	30.050	238.4	1:43.587
2		1:35.176	20.876	45.803	28.497	230.7	3:36.796	2		1:56.757 P	24.964	51.586	40.207	219.9	3:40.344

30

Liam Lawson

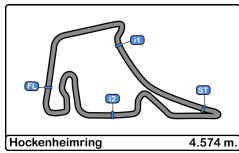
R

Dallara F317 Spiess

Team Motopark

Lap	D	Time	Sector 1	Sector 2	Sector 3	T. Spd	Elapsed	Lap	D	Time	Sector 1	Sector 2	Sector 3	T. Spd	Elapsed
1		1:41.213	26.438	46.077	28.698	236.8	1:41.213	1		1:41.213	26.438	46.077	28.698	236.8	1:41.213
2		1:35.135	20.587	45.686	28.862	235.2	3:16.348	2		1:35.135	20.587	45.686	28.862	235.2	3:16.348
3		1:34.143	20.474	45.629	28.040	239.4	4:50.491	3		1:34.143	20.474	45.629	28.040	239.4	4:50.491
4		1:33.731	20.298	45.378	28.055	237.8	6:24.222	4		1:33.731	20.298	45.378	28.055	237.8	6:24.222
5		1:33.492	20.196	45.191	28.105	239.4	7:57.714	5		1:33.492	20.196	45.191	28.105	239.4	7:57.714
6		1:33.484	20.227	45.256	28.001	237.8	9:31.198	6		1:33.484	20.227	45.256	28.001	237.8	9:31.198
7		1:33.270	20.188	45.037	28.045	240.0	11:04.468	7		1:33.270	20.188	45.037	28.045	240.0	11:04.468
8		1:33.302	20.182	45.074	28.046	238.9	12:37.770	8		1:33.302	20.182	45.074	28.046	238.9	12:37.770
9		1:33.353	20.204	45.077	28.072	238.9	14:11.123	9		1:33.353	20.204	45.077	28.072	238.9	14:11.123
10		1:33.366	20.304	45.054	28.008	240.0	15:44.489	10		1:33.366	20.304	45.054	28.008	240.0	15:44.489
11		1:33.592	20.266	45.144	28.182	239.4	17:18.081	11		1:33.592	20.266	45.144	28.182	239.4	17:18.081
12		1:33.702	20.278	45.273	28.151	238.9	18:51.783	12		1:33.702	20.278	45.273	28.151	238.9	18:51.783
13		1:33.731	20.270	45.334	28.127	238.9	20:25.514	13		1:33.731	20.270	45.334	28.127	238.9	20:25.514
14		1:39.882	20.257	45.393	34.232	239.4	22:05.396	14		1:39.882	20.257	45.393	34.232	239.4	22:05.396
15		1:35.431	21.419	45.560	28.452	237.3	23:40.827	15		1:35.431	21.419	45.560	28.452	237.3	23:40.827
16		1:33.995	20.345	45.295	28.355	237.8	25:14.822	16		1:33.995	20.345	45.295	28.355	237.8	25:14.822
17		1:34.326	20.420	45.373	28.533	239.4	26:49.148	17		1:34.326	20.420	45.373	28.533	239.4	26:49.148
18		1:34.287	20.452	45.406	28.429	239.4	28:23.435	18		1:34.287	20.452	45.406	28.429	239.4	28:23.435
19		1:34.953	20.580	45.293	29.080	238.4	29:58.388	19		1:34.953	20.580	45.293	29.080	238.4	29:58.388





Hockenheimring
Euroformula Open
Race - 2
Lap Analysis



31

Billy Monger

R

Dallara F317 Spiess

63

Nicolai Kjaergaard

R

Dallara F317 Spiess

Carlin Motorsport

Carlin Motorsport

Lap	D	Time	Sector 1	Sector 2	Sector 3	T. Spd	Elapsed	Lap	D	Time	Sector 1	Sector 2	Sector 3	T. Spd	Elapsed
1		1:46.884	29.344	48.297	29.243	239.4	1:46.884	1		1:44.244	28.733	46.648	28.863	240.0	1:44.244
2		2:17.506 P	24.582	1:06.675	46.249	115.1	4:04.390	2		1:36.108	21.441	46.210	28.457	231.7	3:20.352
3		2:08.146	52.535	46.847	28.764	227.8	6:12.536	3		1:35.284	20.662	46.201	28.421	231.7	4:55.636
4		1:35.303	20.887	46.014	28.402	233.7	7:47.839	4		1:35.035	20.597	45.977	28.461	233.7	6:30.671
5		1:34.311	20.546	45.744	28.021	233.2	9:22.150	5		1:34.611	20.485	45.808	28.318	234.7	8:05.282
6		1:34.155	20.363	45.709	28.083	234.2	10:56.305	6		1:34.487	20.375	45.811	28.301	234.2	9:39.769
7		1:34.128	20.331	45.618	28.179	234.2	12:30.433	7		1:34.353	20.358	45.661	28.334	234.2	11:14.122
8		1:34.598	20.523	45.786	28.289	234.2	14:05.031	8		1:34.325	20.335	45.730	28.260	233.7	12:48.447
9		1:34.189	20.499	45.628	28.062	235.8	15:39.220	9		1:34.421	20.398	45.685	28.338	235.2	14:22.868
10		1:34.220	20.375	45.633	28.212	236.8	17:13.440	10		1:34.233	20.453	45.598	28.182	236.3	15:57.101
11		1:35.516	20.557	46.017	28.942	235.8	18:48.956	11		1:34.417	20.437	45.665	28.315	236.3	17:31.518
12		1:36.697	21.312	45.799	29.586	237.8	20:25.653	12		1:34.781	20.556	45.966	28.259	235.8	19:06.299
13		1:37.529	22.002	46.491	29.036	238.4	22:03.182	13		1:34.576	20.370	46.034	28.172	234.7	20:40.875
14		1:37.156	22.575	45.907	28.674	237.3	23:40.338	14		1:34.883	20.498	45.851	28.534	234.7	22:15.758
15		1:35.982	21.758	45.739	28.485	237.8	25:16.320	15		1:34.914	20.538	46.049	28.327	232.7	23:50.672
16		1:34.592	20.698	45.563	28.331	238.9	26:50.912	16		1:35.283	20.743	46.175	28.365	233.2	25:25.955
17		1:35.354	20.859	46.058	28.437	236.8	28:26.266	17		1:34.726	20.637	45.742	28.347	236.8	27:00.681
18		1:36.204	20.713	45.896	29.595	238.4	30:02.470	18		1:34.689	20.395	45.852	28.442	234.7	28:35.370
19		1:34.760	20.435	45.793	28.532	236.3	30:10.130	19		1:34.760	20.435	45.793	28.532	236.3	30:10.130

33

Marino Sato

Dallara F317 Spiess

77

Guilherme Samaia

Dallara F317 HWA

Team Motopark

Dallara F317 HWA

Lap	D	Time	Sector 1	Sector 2	Sector 3	T. Spd	Elapsed	Lap	D	Time	Sector 1	Sector 2	Sector 3	T. Spd	Elapsed
1		1:40.014	25.620	45.864	28.530	231.7	1:40.014	1		1:45.933	28.999	47.852	29.082	234.2	1:45.933
2		1:36.095	20.525	46.765	28.805	235.2	3:16.109	2		1:36.487	21.517	46.241	28.729	237.3	3:22.420
3		1:35.129	20.410	46.223	28.496	236.8	4:51.238	3		1:36.244	20.949	46.624	28.671	232.7	4:58.664
4		1:34.047	20.300	45.416	28.331	240.0	6:25.285	4		1:35.549	21.056	45.881	28.612	235.2	6:34.213
5		1:33.619	20.234	45.189	28.196	240.0	7:58.904	5		1:35.164	21.022	45.684	28.458	234.2	8:09.377
6		1:33.482	20.203	45.100	28.179	239.4	9:32.386	6		1:34.977	20.748	45.747	28.482	234.7	9:44.354
7		1:33.600	20.158	45.053	28.389	238.9	11:05.986	7		1:34.864	20.613	45.751	28.500	233.7	11:19.218
8		1:33.188	20.053	45.083	28.052	239.4	12:39.174	8		1:35.085	20.841	45.773	28.471	233.2	12:54.303
9		1:33.263	20.089	45.008	28.166	239.4	14:12.437	9		1:34.568	20.566	45.647	28.355	234.7	14:28.871
10		1:33.252	20.132	44.998	28.122	238.9	15:45.689	10		1:35.677	20.713	46.160	28.804	236.3	16:04.548
11		1:33.507	20.088	45.161	28.258	240.5	17:19.196	11		1:35.072	20.612	45.962	28.498	235.8	17:39.620
12		1:33.490	20.147	45.146	28.197	238.9	18:52.686	12		1:35.024	20.602	45.918	28.504	234.7	19:14.644
13		1:33.595	20.069	45.222	28.304	236.8	20:26.281	13		1:35.173	20.665	45.750	28.758	236.3	20:49.817
14		1:33.755	20.180	45.146	28.429	240.0	22:00.036	14		1:35.178	20.623	45.869	28.686	234.7	22:24.995
15		1:33.783	20.204	45.399	28.180	237.8	23:33.819	15		1:35.220	20.614	46.005	28.601	233.2	24:00.215
16		1:33.820	20.224	45.225	28.371	237.8	25:07.639	16		1:35.128	20.750	45.746	28.632	235.8	25:35.343
17		1:33.606	20.323	45.102	28.181	239.4	26:41.245	17		1:35.184	20.802	45.356	29.026	240.5	27:10.527
18		1:33.691	20.263	45.243	28.185	239.4	28:14.936	18		1:35.206	20.833	45.731	28.642	237.8	28:45.733
19		1:33.851	20.266	45.149	28.436	239.4	29:48.787	19		1:36.802	20.896	46.569	29.337	241.0	30:22.535

51

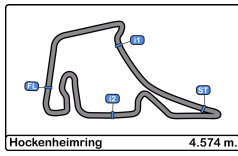
Aldo Festante

Dallara F317 HWA

Teo Martin Motorsport

Lap	D	Time	Sector 1	Sector 2	Sector 3	T. Spd	Elapsed
1		3:17.661 P	28.428	1:44.735	1:04.498	237.3	3:17.661





Hockenheimring
Euroformula Open
Race - 2
Lap Analysis



99

Rui Andrade

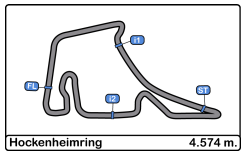
R

Dallara F317
 Piedrafita

Drivex School

Lap	D	Time	Sector 1	Sector 2	Sector 3	T. Spd	Elapsed
1		1:48.341	30.183	48.344	29.814	236.3	1:48.341
2		1:38.410	21.860	46.957	29.593	230.7	3:26.751
3		1:37.804	21.838	46.523	29.443	231.2	5:04.555
4		1:37.029	21.235	46.504	29.290	232.2	6:41.584
5		1:37.357	21.687	46.499	29.171	235.2	8:18.941
6		1:37.453	21.047	46.990	29.416	233.2	9:56.394
7		1:36.590	20.906	46.246	29.438	233.7	11:32.984
8		1:36.463	20.837	46.297	29.329	233.2	13:09.447
9		1:36.112	20.744	46.160	29.208	234.2	14:45.559
10		<u>1:36.018</u>	20.686	<u>46.020</u>	29.312	234.7	16:21.577
11		1:36.500	20.926	46.250	29.324	234.2	17:58.077
12		1:36.230	20.819	46.331	<u>29.080</u>	233.2	19:34.307
13		1:36.271	20.791	46.268	29.212	232.7	21:10.578
14		1:36.265	<u>20.684</u>	46.301	29.280	232.7	22:46.843
15		1:36.166	20.695	46.333	29.138	231.7	24:23.009
16		1:36.609	20.990	46.358	29.261	232.2	25:59.618
17		1:36.057	20.932	46.023	29.102	234.2	27:35.675
18		1:36.494	20.907	46.215	29.372	235.2	29:12.169
19		1:36.611	20.934	46.262	29.415	233.2	30:48.780





Hockenheimring
Euroformula Open
Race - 2
Analysis by Lap



Num Lap Time Gap

Lap 1

33	1:40.014	
14	1:40.710	00.696
30	1:41.213	01.199
18	1:42.395	02.381
8	1:43.214	03.200
26	1:43.587	03.573
63	1:44.244	04.230
21	1:45.326	05.312
77	1:45.933	05.919
11	1:46.364	06.350
31	1:46.884	06.870
99	1:48.341	08.327
7	1:58.649	18.635
20	2:01.620	21.606

Num Lap Time Gap

Lap 2

14	1:34.533	
33	1:36.095	00.866
30	1:35.135	01.105
18	1:34.665	01.817
51	3:17.661	1 Lap
8	1:34.863	02.834
63	1:36.108	05.109
21	1:36.011	06.094
77	1:36.487	07.177
11	1:36.662	07.783
99	1:38.410	11.508
7	1:34.879	18.285
20	1:35.176	21.553
26	1:56.757	25.101
31	2:17.506	49.147

Num Lap Time Gap

Lap 3

14	1:33.882	
30	1:34.143	01.366
33	1:35.129	02.113
18	1:34.763	02.698
8	1:34.689	03.641
63	1:35.284	06.511

21	1:35.260	07.472
11	1:35.167	09.068
77	1:36.244	09.539
99	1:37.804	15.430
7	1:34.056	18.459
20	1:34.479	22.150
31	2:08.146	1:23.411

Num Lap Time Gap

14	1:33.843	
30	1:33.731	01.254
33	1:34.047	02.317
18	1:34.062	02.917
8	1:34.227	04.025
63	1:35.035	07.703
21	1:35.307	08.936
11	1:34.968	10.193
77	1:35.549	11.245
99	1:37.029	18.616
7	1:34.314	18.930
20	1:34.376	22.683
31	1:35.303	1:24.871

Num Lap Time Gap

14	1:33.843	
30	1:33.731	01.254
33	1:34.047	02.317
18	1:34.062	02.917
8	1:34.227	04.025
63	1:35.035	07.703
21	1:35.307	08.936
11	1:34.968	10.193
77	1:35.549	11.245
99	1:37.029	18.616
7	1:34.314	18.930
20	1:34.376	22.683
31	1:35.303	1:24.871

Num Lap Time Gap

14	1:33.478	
30	1:33.492	01.268
33	1:33.619	02.458
18	1:34.022	03.461
8	1:33.981	04.528
63	1:34.611	08.836
21	1:34.745	10.203
11	1:34.809	11.524
77	1:35.164	12.931
7	1:34.491	19.943
99	1:37.357	22.495
20	1:34.026	23.231
31	1:34.311	1:25.704

Num Lap Time Gap

14	1:33.429	
30	1:33.484	01.323

33	1:33.482	02.511
18	1:34.006	04.038
8	1:33.799	04.898
63	1:34.487	09.894
21	1:34.718	11.492
11	1:34.674	12.769
77	1:34.977	14.479
7	1:33.467	19.981
20	1:34.566	24.368
99	1:37.453	26.519
31	1:34.155	1:26.430

Num Lap Time Gap

14	1:33.195	
30	1:33.270	01.398
33	1:33.600	02.916
18	1:33.699	04.542
8	1:33.827	05.530
63	1:34.353	11.052
21	1:34.815	13.112
11	1:35.053	14.627
77	1:34.864	16.148
7	1:33.452	20.238
20	1:34.161	25.334
99	1:36.590	29.914
31	1:34.128	1:27.363

Num Lap Time Gap

14	1:33.039	
30	1:33.302	01.661
33	1:33.188	03.065
18	1:33.702	05.205
8	1:33.843	06.334
63	1:34.325	12.338
21	1:34.795	14.868
11	1:34.742	16.330
77	1:35.085	18.194
7	1:33.310	20.509
20	1:34.094	26.389
99	1:36.463	33.338
31	1:34.598	1:28.922

Num Lap Time Gap

14	1:33.039	
30	1:33.302	01.661
33	1:33.188	03.065
18	1:33.702	05.205
8	1:33.843	06.334
63	1:34.325	12.338
21	1:34.795	14.868
11	1:34.742	16.330
77	1:35.085	18.194
7	1:33.310	20.509
20	1:34.094	26.389
99	1:36.463	33.338
31	1:34.598	1:28.922



Num Lap Time Gap

Lap 9

14	1:33.173	
30	1:33.353	01.841
33	1:33.263	03.155
18	1:33.722	05.754
8	1:33.444	06.605
63	1:34.421	13.586
21	1:35.009	16.704
11	1:35.064	18.221
77	1:34.568	19.589
7	1:33.338	20.674
20	1:34.001	27.217
99	1:36.112	36.277
31	1:34.189	1:29.938

Num Lap Time Gap

14	1:33.233	
30	1:33.366	01.974
33	1:33.252	03.174
18	1:33.787	06.308
8	1:33.567	06.939
63	1:34.233	14.586
21	1:34.998	18.469
11	1:34.686	19.674
7	1:33.645	21.086
77	1:35.677	22.033
20	1:34.002	27.986
99	1:36.018	39.062
31	1:34.220	1:30.925

Num Lap Time Gap

14	1:33.208	
30	1:33.592	02.358
33	1:33.507	03.473
18	1:33.574	06.674
8	1:33.851	07.582
63	1:34.417	15.795
21	1:34.943	20.204
11	1:34.818	21.284
7	1:33.911	21.789



77	1:35.072	23.897
20	1:33.920	28.698
99	1:36.500	42.354
31	1:35.516	1:33.233

Num Lap Time Gap

14	1:33.507	
30	1:33.702	02.553
33	1:33.490	03.456
18	1:33.638	06.805
8	1:33.681	07.756
63	1:34.781	17.069
21	1:35.141	21.838
7	1:34.347	22.629
11	1:35.731	23.508
77	1:35.024	25.414
20	1:34.261	29.452
99	1:36.230	45.077

Num Lap Time Gap

14	1:33.510	
30	1:33.731	02.774
31	1:36.697	1 Lap
33	1:33.595	03.541
18	1:33.779	07.074
8	1:33.734	07.980
63	1:34.576	18.135
7	1:34.366	23.485
21	1:36.094	24.422
11	1:35.218	25.216
77	1:35.173	27.077
20	1:34.477	30.419
99	1:36.271	47.838

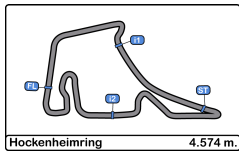
Num Lap Time Gap

14	1:33.643	
33	1:33.755	03.653
31	1:37.529	1 Lap
18	1:34.156	07.587
8	1:34.232	08.569
30	1:39.882	09.013

Num Lap Time Gap

14	1:33.643	
33	1:33.755	03.653
31	1:37.529	1 Lap
18	1:34.156	07.587
8	1:34.232	08.569
30	1:39.882	09.013





Hockenheimring
Euroformula Open
Race - 2
Analysis by Lap



63	1:34.883	19.375	18	1:33.638	08.593
7	1:33.778	23.620	8	1:33.811	09.462
21	1:35.943	26.722	30	1:34.326	12.323
11	1:35.564	27.137	31	1:34.592	1 Lap
77	1:35.178	28.612	63	1:34.726	23.856
20	1:34.301	31.077	7	1:34.046	25.267
99	1:36.265	50.460	11	1:35.062	32.437

Num	Lap Time	Gap	Num	Lap Time	Gap
Lap 15					
14	1:33.754		20	1:34.595	34.159
33	1:33.783	03.682	99	1:36.057	58.850
18	1:33.990	07.823			
8	1:33.701	08.516			
31	1:37.156	1 Lap			
30	1:35.431	10.690			
63	1:34.914	20.535			
7	1:33.867	23.733			
11	1:35.630	29.013			
21	1:36.589	29.557			
77	1:35.220	30.078			
20	1:34.504	31.827			
99	1:36.166	52.872			

Num	Lap Time	Gap
-----	----------	-----

Lap 18					
14	1:33.504				
33	1:33.691	04.607			
18	1:33.848	08.937			
8	1:33.606	09.564			
30	1:34.287	13.106			
31	1:35.354	1 Lap			
63	1:34.689	25.041			
7	1:35.560	27.323			
11	1:34.923	33.856			
21	1:35.230	34.954			
77	1:35.206	35.404			
20	1:35.461	36.116			
99	1:36.494	1:01.840			

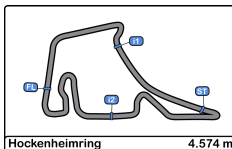
Num	Lap Time	Gap	Num	Lap Time	Gap
Lap 16					
14	1:33.465				
33	1:33.820	04.037			
18	1:33.820	08.178			
8	1:33.823	08.874			
30	1:33.995	11.220			
31	1:35.982	1 Lap			
63	1:35.283	22.353			
7	1:34.176	24.444			
11	1:35.050	30.598			
21	1:35.255	31.347			
77	1:35.128	31.741			
20	1:34.425	32.787			
99	1:36.609	56.016			

Num	Lap Time	Gap
-----	----------	-----

Lap 19					
14	1:33.804				
33	1:33.851	04.654			
18	1:34.043	09.176			
8	1:33.947	09.707			
30	1:34.953	14.255			
31	1:36.204	1 Lap			
63	1:34.760	25.997			
7	1:34.766	28.285			
11	1:35.434	35.486			
21	1:35.679	36.829			
20	1:35.070	37.382			
77	1:36.802	38.402			
99	1:36.611	1:04.647			

Num	Lap Time	Gap			
Lap 17					
14	1:33.223				
33	1:33.606	04.420			



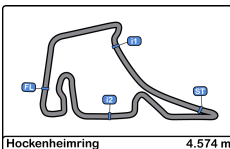


Hockenheimring
Euroformula Open
Race - 2
Best Sectors Results



Sector - 1				Sector - 2				Sector - 3				Ideal Lap vs Best Lap				
Clas	Nº	Driver	Time	Nº	Driver	Time	Nº	Driver	Time	Clas	Nº	Driver	Ideal Lap	Best Lap	Clas	
1	14	Yuki Tsunoda	19.988	33	Marino Sato	44.998	7	Jack Doohan	27.837	1	14	Yuki Tsunoda	1:32.989	1:33.039	1	
2	7	Jack Doohan	19.990	30	Liam Lawson	45.037	14	Yuki Tsunoda	27.890	2	7	Jack Doohan	1:32.995	1:33.310	4	
3	33	Marino Sato	20.053	14	Yuki Tsunoda	45.111	30	Liam Lawson	28.001	3	33	Marino Sato	1:33.103	1:33.188	2	
4	8	Lukas Dunner	20.068	7	Jack Doohan	45.168	18	Julian Hanses	28.006	4	30	Liam Lawson	1:33.220	1:33.270	3	
5	18	Julian Hanses	20.167	18	Julian Hanses	45.204	8	Lukas Dunner	28.016	5	8	Lukas Dunner	1:33.338	1:33.444	5	
6	30	Liam Lawson	20.182	8	Lukas Dunner	45.254	31	Billy Monger	28.021	6	18	Julian Hanses	1:33.377	1:33.574	6	
7	20	Cameron Das	20.287	20	Cameron Das	45.287	33	Marino Sato	28.052	7	20	Cameron Das	1:33.772	1:33.920	7	
8	31	Billy Monger	20.331	77	Guilherme Samaia	45.356	63	Nicolai Kjaergaard	28.172	8	31	Billy Monger	1:33.915	1:34.128	8	
9	63	Nicolai Kjaergaard	20.335	11	Teppei Natori	45.357	20	Cameron Das	28.198	9	63	Nicolai Kjaergaard	1:34.105	1:34.233	9	
10	11	Teppei Natori	20.533	21	Calan Williams	45.386	77	Guilherme Samaia	28.355	10	77	Guilherme Samaia	1:34.277	1:34.568	10	
11	21	Calan Williams	20.541	31	Billy Monger	45.563	11	Teppei Natori	28.546	11	11	Teppei Natori	1:34.436	1:34.674	11	
12	77	Guilherme Samaia	20.566	63	Nicolai Kjaergaard	45.598	21	Calan Williams	28.601	12	21	Calan Williams	1:34.528	1:34.718	12	
13	99	Rui Andrade	20.684	99	Rui Andrade	46.020	99	Rui Andrade	29.080	13	99	Rui Andrade	1:35.784	1:36.018	13	
14	26	Linus Lundqvist	24.964	26	Linus Lundqvist	46.443	26	Linus Lundqvist	30.050	14	26	Linus Lundqvist	1:41.457	1:43.587	14	
15	12	Christian Hahn	28.240	51	Aldo Festante	1:44.735	51	Aldo Festante	1:04.498	15	51	Aldo Festante	3:17.661	3:17.661	15	
16	51	Aldo Festante	28.428	12	Christian Hahn	Transpon	12	Christian Hahn	Transpon	16	12	Christian Hahn	Transpon	Transpo	16	



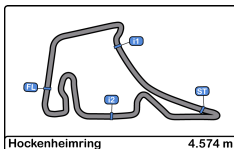


Hockenheimring
Euroformula Open
Race - 2
Leader Sequence



Nº	Entrant	Nat	Driver	Nat	Cat	Chassis	Team	Start Lap	End Lap	Laps	Total Laps
33	Team Motopark	DEU	Marino Sato	JPN		Dallara F317 Spiess	Team Motopark	1	1	1	1
14	Team Motopark	DEU	Yuki Tsunoda	JPN	R	Dallara F317 Spiess	Team Motopark	2	19	18	18



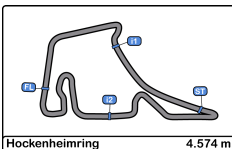


Hockenheimring
Euroformula Open
Race - 2
Best 5 Lap Times



Cls	Nº	Entrant	Nat	Driver	Nat	Cat	Cls	Chassis - Engine	Team	Best 1		Best 2		Best 3		Best 4		Best 5	
										Time	Lap	Time	Lap	Time	Lap	Time	Lap	Time	Lap
1	14	Team Motopark	DEU	Yuki Tsunoda	JPN	R	1	Dallara F317 Spiess	Team Motopark	1:33.039	8	1:33.173	9	1:33.195	7	1:33.208	11	1:33.223	17
2	33	Team Motopark	DEU	Marino Sato	JPN			Dallara F317 Spiess	Team Motopark	1:33.188	8	1:33.252	10	1:33.263	9	1:33.482	6	1:33.490	12
3	30	Team Motopark	DEU	Liam Lawson	NZL	R	2	Dallara F317 Spiess	Team Motopark	1:33.270	7	1:33.302	8	1:33.353	9	1:33.366	10	1:33.484	6
4	7	Double R	GBR	Jack Doohan	AUS	R	3	Dallara F317 HWA	Double R	1:33.310	8	1:33.338	9	1:33.452	7	1:33.467	6	1:33.645	10
5	8	Teo Martin Motorsport	ESP	Lukas Dunner	AUT			Dallara F317 HWA	Teo Martin Motorsport	1:33.444	9	1:33.567	10	1:33.606	18	1:33.681	12	1:33.701	15
6	18	Team Motopark	DEU	Julian Hanses	DEU			Dallara F317 Spiess	Team Motopark	1:33.574	11	1:33.638	12	1:33.638	17	1:33.699	7	1:33.702	8
7	20	Fortec Motorsport	GBR	Cameron Das	USA			Dallara F317 HWA	Fortec Motorsport	1:33.920	11	1:34.001	9	1:34.002	10	1:34.026	5	1:34.094	8
8	31	Carlin Motorsport	GBR	Billy Monger	GBR	R	4	Dallara F317 Spiess	Carlin Motorsport	1:34.128	7	1:34.155	6	1:34.189	9	1:34.220	10	1:34.311	5
9	63	Carlin Motorsport	GBR	Nicolai Kjaergaard	DNK	R	5	Dallara F317 Spiess	Carlin Motorsport	1:34.233	10	1:34.325	8	1:34.353	7	1:34.417	11	1:34.421	9
10	77	Teo Martin Motorsport	ESP	Guilherme Samaia	BRA			Dallara F317 HWA	Teo Martin Motorsport	1:34.568	9	1:34.864	7	1:34.977	6	1:35.024	12	1:35.072	11
11	11	Carlin Motorsport	GBR	Teppei Natori	JPN	R	6	Dallara F317 Spiess	Carlin Motorsport	1:34.674	6	1:34.686	10	1:34.742	8	1:34.809	5	1:34.818	11
12	21	Fortec Motorsport	GBR	Calan Williams	AUS			Dallara F317 HWA	Fortec Motorsport	1:34.718	6	1:34.745	5	1:34.795	8	1:34.815	7	1:34.943	11
13	99	Drivex School	ESP	Rui Andrade	AGO	R	7	Dallara F317 Piedrafita	Drivex School	1:36.018	10	1:36.057	17	1:36.112	9	1:36.166	15	1:36.230	12
14	26	Double R	GBR	Linus Lundqvist	SWE	R	8	Dallara F317 HWA	Double R	1:43.587	1	1:56.757	2						
15	51	Teo Martin Motorsport	ESP	Aldo Festante	ITA			Dallara F317 HWA	Teo Martin Motorsport	3:17.661	1								
16	12	Carlin Motorsport	GBR	Christian Hahn	BRA			Dallara F317 Spiess	Carlin Motorsport										



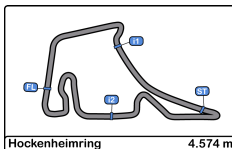


Hockenheimring
Euroformula Open
Race - 2
Best 5 Top Speeds



Cls	Nº	Entrant	Nat	Driver	Nat	Cat	Cls	Chassis - Engine	Team	Top 1		Top 2		Top 3		Top 4		Top 5		Avg
										Km/h	Lap	Km/h	Lap	Km/h	Lap	Km/h	Lap	Km/h	Lap	
1	20	Fortec Motorsport	GBR	Cameron Das	USA			Dallara F317 HWA	Fortec Motorsport	244.3	18	243.2	1	242.1	19	237.3	17	235.8	10	240.5
2	7	Double R	GBR	Jack Doohan	AUS	R	1	Dallara F317 HWA	Double R	242.1	10	242.1	13	241.6	12	240.5	11	239.4	17	241.1
3	8	Teo Martin Motorsport	ESP	Lukas Dunner	AUT			Dallara F317 HWA	Teo Martin Motorsport	241.6	17	241.0	19	240.0	11	239.4	10	238.9	14	240.2
4	77	Teo Martin Motorsport	ESP	Guilherme Samaia	BRA			Dallara F317 HWA	Teo Martin Motorsport	241.0	19	240.5	17	237.8	18	237.3	2	236.3	10	238.6
5	33	Team Motopark	DEU	Marino Sato	JPN			Dallara F317 Spiess	Team Motopark	240.5	11	240.0	4	240.0	5	240.0	14	239.4	6	240.0
6	14	Team Motopark	DEU	Yuki Tsunoda	JPN	R	2	Dallara F317 Spiess	Team Motopark	240.0	11	240.0	17	238.9	10	238.9	12	238.4	2	239.2
7	21	Fortec Motorsport	GBR	Calan Williams	AUS			Dallara F317 HWA	Fortec Motorsport	240.0	17	239.4	18	237.3	19	236.8	10	236.8	16	238.1
8	30	Team Motopark	DEU	Liam Lawson	NZL	R	3	Dallara F317 Spiess	Team Motopark	240.0	7	240.0	10	239.4	3	239.4	5	239.4	11	239.6
9	63	Carlin Motorsport	GBR	Nicolai Kjaergaard	DNK	R	4	Dallara F317 Spiess	Carlin Motorsport	240.0	1	236.8	17	236.3	10	236.3	11	236.3	19	237.1
10	18	Team Motopark	DEU	Julian Hanes	DEU			Dallara F317 Spiess	Team Motopark	239.4	19	238.9	5	238.9	11	238.9	17	237.8	7	238.8
11	31	Carlin Motorsport	GBR	Billy Monger	GBR	R	5	Dallara F317 Spiess	Carlin Motorsport	239.4	1	238.9	16	238.4	13	238.4	18	237.8	12	238.6
12	11	Carlin Motorsport	GBR	Teppej Natori	JPN	R	6	Dallara F317 Spiess	Carlin Motorsport	238.9	14	238.9	15	238.4	10	237.8	7	237.8	17	238.4
13	26	Double R	GBR	Linus Lundqvist	SWE	R	7	Dallara F317 HWA	Double R	238.4	1	219.9	2							229.1
14	51	Teo Martin Motorsport	ESP	Aldo Festante	ITA			Dallara F317 HWA	Teo Martin Motorsport	237.3	1									237.3
15	99	Drivex School	ESP	Rui Andrade	AGO	R	8	Dallara F317 Piedrafita	Drivex School	236.3	1	235.2	5	235.2	18	234.7	10	234.2	9	235.1
16	12	Carlin Motorsport	GBR	Christian Hahn	BRA			Dallara F317 Spiess	Carlin Motorsport	235.8	1									235.8



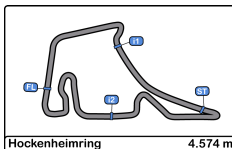


Hockenheimring
Euroformula Open
Race - 2
Fastest Laps Sequence



Lap	Time of Day	Session Time	Nº	Entrant	Nat	Driver	Nat	Cat	Chassis - Engine	Team	Time	Km/h
2	13:01:30.121	3:15.121	14	Team Motopark	DEU	Yuki Tsunoda	JPN	R	Dallara F317 Spiess	Team Motopark	1:34.533	174.1
3	13:03:04.003	4:49.003	14	Team Motopark	DEU	Yuki Tsunoda	JPN	R	Dallara F317 Spiess	Team Motopark	1:33.882	175.3
4	13:04:37.845	6:22.845	14	Team Motopark	DEU	Yuki Tsunoda	JPN	R	Dallara F317 Spiess	Team Motopark	1:33.843	175.4
4	13:04:39.099	6:24.099	30	Team Motopark	DEU	Liam Lawson	NZL	R	Dallara F317 Spiess	Team Motopark	1:33.731	175.6
5	13:06:11.324	7:56.324	14	Team Motopark	DEU	Yuki Tsunoda	JPN	R	Dallara F317 Spiess	Team Motopark	1:33.478	176.1
6	13:07:44.753	9:29.753	14	Team Motopark	DEU	Yuki Tsunoda	JPN	R	Dallara F317 Spiess	Team Motopark	1:33.429	176.2
7	13:09:17.948	11:02.948	14	Team Motopark	DEU	Yuki Tsunoda	JPN	R	Dallara F317 Spiess	Team Motopark	1:33.195	176.6
8	13:10:50.986	12:35.986	14	Team Motopark	DEU	Yuki Tsunoda	JPN	R	Dallara F317 Spiess	Team Motopark	1:33.039	176.9



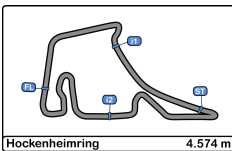


Hockenheimring
Euroformula Open
Race - 2
Event Best Maximum Speed



Nº	Entrant	Nat	Driver	Nat	Cat	Clas	Chassis - Engine	Team	Km/h	Session
20	Fortec Motorsport		Cameron Das				Dallara F317 HWA	Fortec Motorsport	244.3	Race - 2
63	Carlin Motorsport		Nicolai Kjaergaard		R	1	Dallara F317 Spiess	Carlin Motorsport	243.7	Race - 1
30	Team Motopark		Liam Lawson		R	2	Dallara F317 Spiess	Team Motopark	243.2	Race - 1
18	Team Motopark		Julian Hanses				Dallara F317 Spiess	Team Motopark	242.6	Race - 1
14	Team Motopark		Yuki Tsunoda		R	3	Dallara F317 Spiess	Team Motopark	242.1	Race - 1
7	Double R		Jack Doohan		R	4	Dallara F317 HWA	Double R	242.1	Race - 2
8	Teo Martin		Lukas Dunner				Dallara F317 HWA	Teo Martin	241.6	Race - 2
77	Teo Martin		Guilherme Samaia				Dallara F317 HWA	Teo Martin	241.0	Race - 2
33	Team Motopark		Marino Sato				Dallara F317 Spiess	Team Motopark	240.5	Race - 2
11	Carlin Motorsport		Teppei Natori		R	5	Dallara F317 Spiess	Carlin Motorsport	240.0	Race - 1
21	Fortec Motorsport		Calan Williams				Dallara F317 HWA	Fortec Motorsport	240.0	Race - 2
12	Carlin Motorsport		Christian Hahn				Dallara F317 Spiess	Carlin Motorsport	239.4	Qualifying - 1
26	Double R		Linus Lundqvist		R	6	Dallara F317 HWA	Double R	239.4	Qualifying - 2
31	Carlin Motorsport		Billy Monger		R	7	Dallara F317 Spiess	Carlin Motorsport	239.4	Race - 2
51	Teo Martin		Aldo Festante				Dallara F317 HWA	Teo Martin	238.9	Race - 1
99	Drivex School		Rui Andrade		R	8	Dallara F317 Piedrafita	Drivex School	236.3	Race - 2





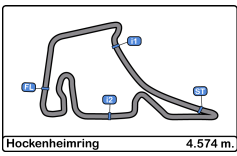
Hockenheimring
Euroformula Open
Race - 2
Lap Chart



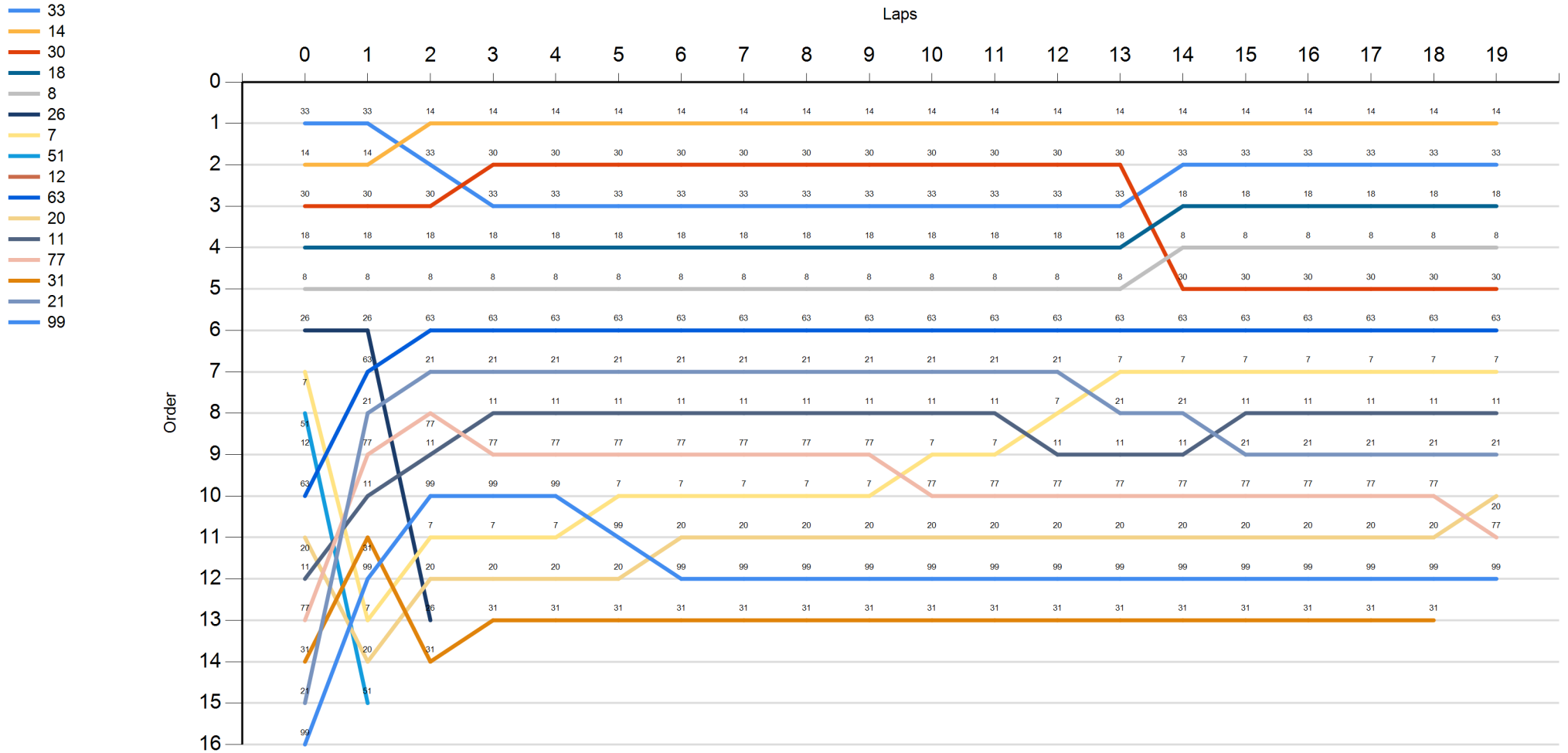
LAP

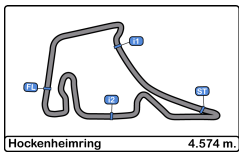
Nr	Po	Grid	1	2	3	4	5	6	7	8	9	10	11	12	13	14	15	16	17	18	19	
33	1	33	33	14	14	14	14	14	14	14	14	14	14	14	14	14	14	14	14	14	14	
14	2	14	14	33	30	30	30	30	30	30	30	30	30	30	30	33	33	33	33	33	33	33
30	3	30	30	30	33	33	33	33	33	33	33	33	33	33	33	18	18	18	18	18	18	18
18	4	18	18	18	18	18	18	18	18	18	18	18	18	18	18	8	8	8	8	8	8	8
8	5	8	8	8	8	8	8	8	8	8	8	8	8	8	8	30	30	30	30	30	30	30
26	6	26	26	63	63	63	63	63	63	63	63	63	63	63	63	63	63	63	63	63	63	63
7	7	7	63	21	21	21	21	21	21	21	21	21	21	21	7	7	7	7	7	7	7	7
51	8	51	21	77	11	11	11	11	11	11	11	11	11	7	21	21	11	11	11	11	11	11
12	9	12	77	11	77	77	77	77	77	77	77	7	7	11	11	11	21	21	21	21	21	21
63	10	63	11	99	99	99	7	7	7	7	7	77	77	77	77	77	77	77	77	77	77	20
20	11	20	31	7	7	7	99	20	20	20	20	20	20	20	20	20	20	20	20	20	20	77
11	12	11	99	20	20	20	20	99	99	99	99	99	99	99	99	99	99	99	99	99	99	99
77	13	77	7	26	31	31	31	31	31	31	31	31	31	31	31	31	31	31	31	31	31	31
31	14	31	20	31																		
21	15	21	51																			
99	16	99																				





Hockenheimring
Euroformula Open
Race - 2
Graphic Lap Chart



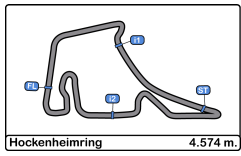


Hockenheimring
Euroformula Open
Race - 2
Pit Stop Analysis

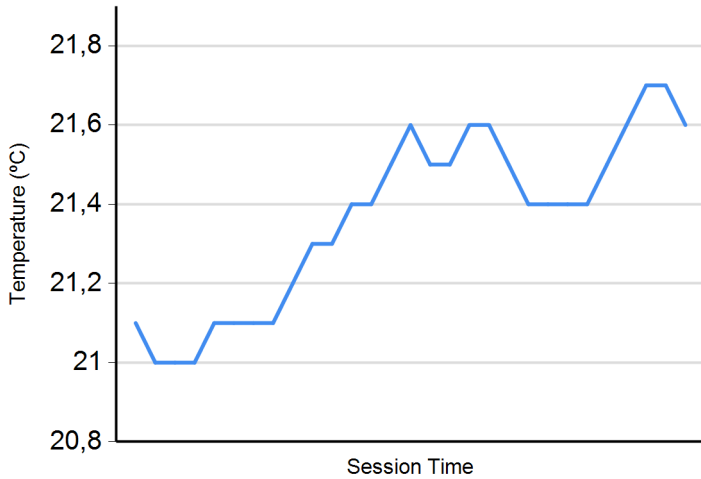


<u>Nr.</u>	<u>In Day Time</u>	<u>Entrant</u>	<u>Nat</u>	<u>Driver</u>	<u>Nat</u>	<u>Cat</u>	<u>Chassis - Engine</u>	<u>Team</u>	<u>In Time</u>	<u>Stop N°</u>	<u>Pit Time</u>	<u>Handicap</u>	<u>Penalty</u>
31	13:02:15.583	Carlin Motorsport		^{GB} Billy Monger		R	Dallara F317 Spiess	Carlin Motorsport	4:00.706	1	36.603		

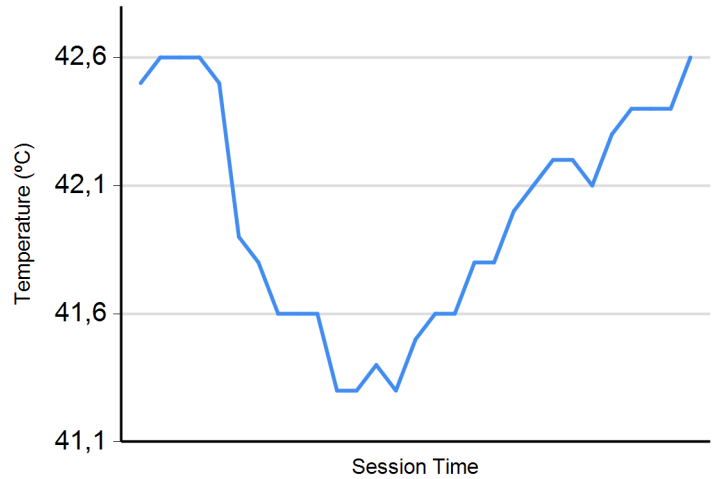




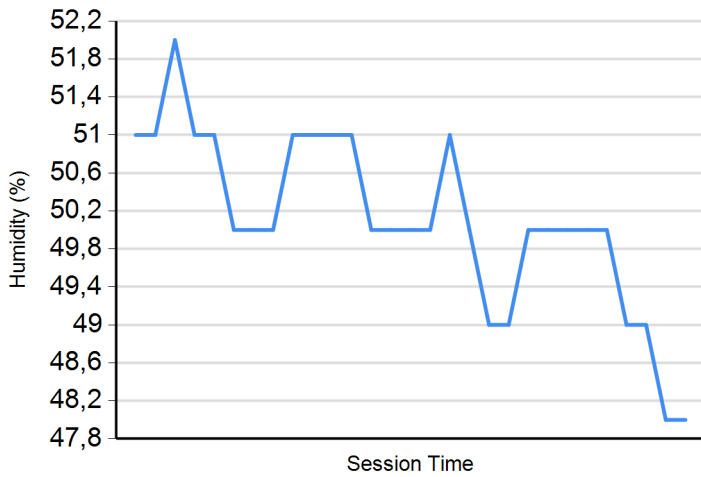
Air Temperature



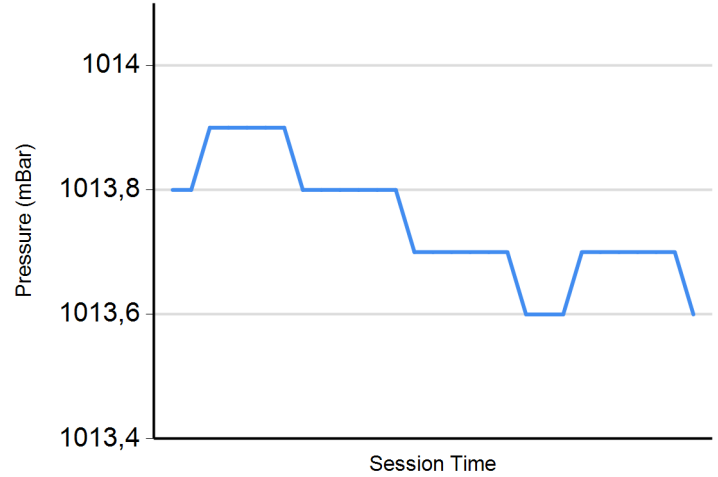
Track Temperature



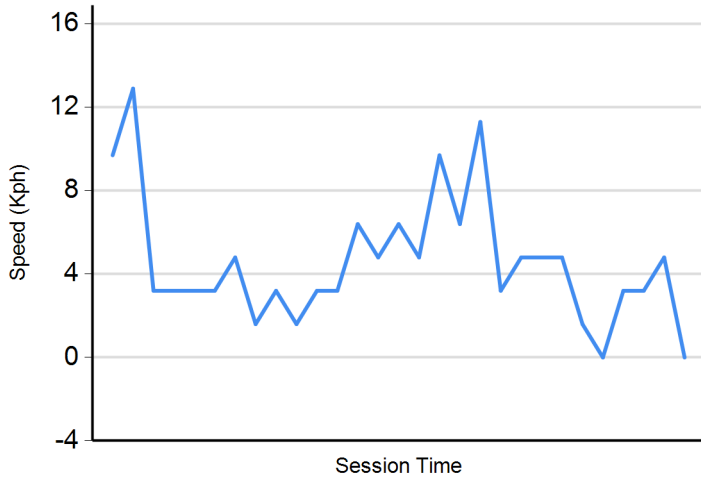
Humidity



Pressure



Wind Speed



Wind direction

North = 0°/360° Est = 90° South = 180° West = 270°

