



**Autodromo Nazionale Monza**  
**Euroformula Open**  
**Race - 2**  
**Provisional Results**




Cls	Nº	Entrant	Nat	Driver	Nat	Cat	Cls	Chassis - Engine	Team	Laps	Total Time	Gap	Interval	Km/h	Best	Time	Km/h
1	69	Cryptotower Racing	●	JPN Lukas Dunner	●	AUT		Dallara F320 Spiess	Cryptotower Racing	18	<b>32:43.554</b>			191.1	12	1:44.141	200.2
2	20	Cryptotower Racing	●	JPN Yifei Ye	●	CHN		Dallara F320 Spiess	Cryptotower Racing	18	<b>32:52.752</b>	9.198	9.198	190.2	12	1:43.719	201.0
3	4	Team Motopark	●	DEU Niklas Krütten	●	DEU	R 1	Dallara F320 Spiess	Team Motopark	18	<b>32:53.128</b>	9.574	0.376	190.2	11	1:44.174	200.1
4	31	Carlin	●	GBR Zane Maloney	●	GBR	R 2	Dallara F320 Spiess	Carlin	18	<b>32:58.259</b>	14.705	5.131	189.7	16	1:44.430	199.7
5	28	Team Motopark	●	DEU Cameron Das	●	USA		Dallara F320 Spiess	Team Motopark	18	<b>32:58.569</b>	15.015	0.310	189.7	12	1:44.427	199.7
6	99	Cryptotower Racing	●	JPN Rui Andrade	●	AGO		Dallara F320 Spiess	Cryptotower Racing	18	<b>33:01.479</b>	17.925	2.910	189.4	12	1:44.585	199.4
7	26	Double R	●	GBR Ayrton Simmons	●	GBR		Dallara F320 HWA	Double R	18	<b>33:05.784</b>	22.230	4.305	189.0	9	1:44.776	199.0
8	12	DRIVEX	●	ESP Glenn Van Berlo	●	NLD	R 3	Dallara F320 HWA	DRIVEX	18	<b>33:10.695</b>	27.141	4.911	188.5	11	1:45.060	198.5
9	16	Van Amersfoort	●	NLD Andreas Estner	●	DEU		Dallara F320 HWA	Van Amersfoort	16	<b>33:48.811</b>	2 Laps	2 Laps	164.4	12	1:44.496	199.5
<b>Not classified: (Requirements: 75% of number laps of leader = 14 Laps)</b>																	
	15	Van Amersfoort	●	NLD Sebastian Estner	●	DEU	R 4	Dallara F320 HWA	Van Amersfoort	8	<b>15:22.429</b>	10 Laps	8 Laps	180.8	7	1:43.924	200.6
	6	Carlin	●	GBR Ido Cohen	●	ISR		Dallara F320 Spiess	Carlin	4	<b>8:24.051</b>	14 Laps	4 Laps	165.4	2	1:48.556	192.1
	33	Team Motopark	●	DEU Manuel Maldonado	●	VEN		Dallara F320 Spiess	Team Motopark	2	<b>3:39.675</b>	16 Laps	2 Laps	189.8	2	1:47.401	194.1
	25	Van Amersfoort	●	NLD Alexandre Bardinon	●	FRA		Dallara F320 HWA	Van Amersfoort	2	<b>3:40.597</b>	16 Laps	0.922	189.0	2	1:47.909	193.2

**Fastest lap Yifei Ye in 1:43.719 at 201.1 Km/h in lap 12**


**CAR #26 - 5 SECONDS TIME PENALTY ADDED TO RACE TIME - CAUSING A COLLISION WITH CAR 12**

Published at:.....

Track Temp: **25.1 °C** Air Temp: **15.8 °C** Humidity: **57 %** Track Status: **DRY**

<b>Stewards:</b>	<b>Race Director:</b>	<b>Timekeeper:</b> 
------------------	-----------------------	--





**Autodromo Nazionale Monza**  
**Euroformula Open**  
**Race - 2**  
**Provisional Results by Class**



Cls	Nº	Entrant	Nat	Driver	Nat	Cat	Cls	Chassis - Engine	Team	Laps	Total Time	Gap	Interval	Km/h	Best	Time	Km/h
1	69	Cryptotower Racing	●	JPN Lukas Dunner	●	AUT		Dallara F320 Spiess	Cryptotower Racing	18	<b>32:43.554</b>			191.1	12	1:44.141	200.2
2	20	Cryptotower Racing	●	JPN Yifei Ye	●	CHN		Dallara F320 Spiess	Cryptotower Racing	18	<b>32:52.752</b>	9.198	9.198	190.2	12	1:43.719	201.0
3	28	Team Motopark	●	DEU Cameron Das	●	USA		Dallara F320 Spiess	Team Motopark	18	<b>32:58.569</b>	15.015	5.817	189.7	12	1:44.427	199.7
4	99	Cryptotower Racing	●	JPN Rui Andrade	●	AGO		Dallara F320 Spiess	Cryptotower Racing	18	<b>33:01.479</b>	17.925	2.910	189.4	12	1:44.585	199.4
5	26	Double R	●	GBR Ayrton Simmons	●	GBR		Dallara F320 HWA	Double R	18	<b>33:05.784</b>	22.230	4.305	189.0	9	1:44.776	199.0
6	16	Van Amersfoort	●	NLD Andreas Estner	●	DEU		Dallara F320 HWA	Van Amersfoort	16	<b>33:48.811</b>	2 Laps	2 Laps	164.4	12	1:44.496	199.5
<b>Not classified: (Requirements: 75% of number laps of leader = 14 Laps)</b>																	
	6	Carlin	●	GBR Ido Cohen	●	ISR		Dallara F320 Spiess	Carlin	4	<b>8:24.051</b>	14 Laps	12 Laps	165.4	2	1:48.556	192.1
	33	Team Motopark	●	DEU Manuel Maldonado	●	VEN		Dallara F320 Spiess	Team Motopark	2	<b>3:39.675</b>	16 Laps	2 Laps	189.8	2	1:47.401	194.1
	25	Van Amersfoort	●	NLD Alexandre Bardinon	●	FRA		Dallara F320 HWA	Van Amersfoort	2	<b>3:40.597</b>	16 Laps	0.922	189.0	2	1:47.909	193.2
<b>Rookie</b>																	
1	4	Team Motopark	●	DEU Niklas Krütten	●	DEU	R 1	Dallara F320 Spiess	Team Motopark	18	<b>32:53.128</b>			190.2	11	1:44.174	200.1
2	31	Carlin	●	GBR Zane Maloney	●	BRE	R 2	Dallara F320 Spiess	Carlin	18	<b>32:58.259</b>	14.705	5.131	189.7	16	1:44.430	199.7
3	12	DRIVEX	●	ESP Glenn Van Berlo	●	NLD	R 3	Dallara F320 HWA	DRIVEX	18	<b>33:10.695</b>	27.141	12.436	188.5	11	1:45.060	198.5
<b>Not classified: (Requirements: 75% of number laps of leader = 14 Laps)</b>																	
	15	Van Amersfoort	●	NLD Sebastian Estner	●	DEU	R 4	Dallara F320 HWA	Van Amersfoort	8	<b>15:22.429</b>	10 Laps	10 Laps	180.8	7	1:43.924	200.6


**Fastest lap Yifei Ye in 1:43.719 at 201.1 Km/h in lap 12**

Published at:.....

Track Temp: **25.1 °C** Air Temp: **15.8 °C** Humidity: **57 %** Track Status: **DRY**

<b>Stewards:</b>	<b>Race Director:</b>	<b>Timekeeper:</b>
------------------	-----------------------	--------------------





Autodromo Nazionale Monza

Euroformula Open


Race - 2

Provisional Classification by Driver Fastest Lap



Clas	Nº	Entrant	Nat	Driver	Nat	Cat	Clas	Chassis - Engine	Team	Laps	Best	Time	Gap	Interval	Km/h
1	20	Cryptotower Racing		Yifei Ye				Dallara F320 Spiess	Cryptotower Racing	18	12	1:43.719			201.0
2	15	Van Amersfoort Racing		Sebastian Estner		R	1	Dallara F320 HWA	Van Amersfoort Racing	8	7	1:43.924	0.205	0.205	200.6
3	69	Cryptotower Racing		Lukas Dunner				Dallara F320 Spiess	Cryptotower Racing	18	12	1:44.141	0.422	0.217	200.2
4	4	Team Motopark		Niklas Krütten		R	2	Dallara F320 Spiess	Team Motopark	18	11	1:44.174	0.455	0.033	200.1
5	28	Team Motopark		Cameron Das				Dallara F320 Spiess	Team Motopark	18	12	1:44.427	0.708	0.253	199.7
6	31	Carlin		Zane Maloney		R	3	Dallara F320 Spiess	Carlin	18	16	1:44.430	0.711	0.003	199.7
7	16	Van Amersfoort Racing		Andreas Estner				Dallara F320 HWA	Van Amersfoort Racing	16	12	1:44.496	0.777	0.066	199.5
8	99	Cryptotower Racing		Rui Andrade				Dallara F320 Spiess	Cryptotower Racing	18	12	1:44.585	0.866	0.089	199.4
9	26	Double R		Ayrton Simmons				Dallara F320 HWA	Double R	18	9	1:44.776	1.057	0.191	199.0
10	12	DRIVEX		Glenn Van Berlo		R	4	Dallara F320 HWA	DRIVEX	18	11	1:45.060	1.341	0.284	198.5
11	33	Team Motopark		Manuel Maldonado				Dallara F320 Spiess	Team Motopark	2	2	1:47.401	3.682	2.341	194.1
12	25	Van Amersfoort Racing		Alexandre Bardinon				Dallara F320 HWA	Van Amersfoort Racing	2	2	1:47.909	4.190	0.508	193.2
13	6	Carlin		Ido Cohen				Dallara F320 Spiess	Carlin	4	2	1:48.556	4.837	0.647	192.1





Autodromo Nazionale Monza

Euroformula Open

Race - 2

Distance and Speed Average



Clas	Nº	Entrant	Nat	Driver	Nat	Cat	Clas	Chassis - Engine	Team	Laps	Distance	Total Time	Km/h
1	69	Cryptotower Racing Team		Lukas Dunner				Dallara F320 Spiess	Cryptotower Racing Team	18	104.27	32:43.554	191.1
2	20	Cryptotower Racing Team		Yifei Ye				Dallara F320 Spiess	Cryptotower Racing Team	18	104.27	32:52.752	190.2
3	4	Team Motopark		Niklas Krütten		R	1	Dallara F320 Spiess	Team Motopark	18	104.27	32:53.128	190.2
4	31	Carlin		Zane Maloney		R	2	Dallara F320 Spiess	Carlin	18	104.27	32:58.259	189.7
5	28	Team Motopark		Cameron Das				Dallara F320 Spiess	Team Motopark	18	104.27	32:58.569	189.7
6	99	Cryptotower Racing Team		Rui Andrade				Dallara F320 Spiess	Cryptotower Racing Team	18	104.27	33:01.479	189.4
7	26	Double R		Ayrton Simmons				Dallara F320 HWA	Double R	18	104.27	33:05.784	189.0
8	12	DRIVEX		Glenn Van Berlo		R	3	Dallara F320 HWA	DRIVEX	18	104.27	33:10.695	188.5
9	16	Van Amersfoort Racing		Andreas Estner				Dallara F320 HWA	Van Amersfoort Racing	16	92.68	33:48.811	164.4
<b>Not classified: (Requirements: 75% of number laps of leader = 14 Laps)</b>													
15	15	Van Amersfoort Racing		Sebastian Estner		R	4	Dallara F320 HWA	Van Amersfoort Racing	8	46.34	15:22.429	180.8
6	6	Carlin		Ido Cohen				Dallara F320 Spiess	Carlin	4	23.17	8:24.051	165.4
33	33	Team Motopark		Manuel Maldonado				Dallara F320 Spiess	Team Motopark	2	11.58	3:39.675	189.8
25	25	Van Amersfoort Racing		Alexandre Bardinon				Dallara F320 HWA	Van Amersfoort Racing	2	11.58	3:40.597	189.0





**Autodromo Nazionale Monza**  
**Euroformula Open**  
**Race - 2**  
**Lap Analysis**



**4**

Niklas Krütten

Dallara F320 Spiess

**15**

Sebastian Estner

Dallara F320 HWA

R

Team Motopark

R

Van Amersfoort Racing

Lap	D	Time	Sector 1	Sector 2	Sector 3	T. Spd	Elapsed
1		1:52.572	38.652	37.673	36.247	208.0	1:52.572
2		1:47.461	35.139	36.455	35.867	256.5	3:40.033
3		2:00.788	35.801	35.146	49.841	262.1	5:40.821
4		2:42.338	51.295	55.636	55.407	140.8	8:23.159
5		1:46.249	34.846	35.690	35.713	262.7	10:09.408
6		1:44.725	34.474	34.777	35.474	260.8	11:54.133
7		1:46.711	35.999	35.361	35.351	247.7	13:40.844
8		1:45.752	34.301	36.005	35.446	266.0	15:26.596
9		1:44.469	34.615	34.824	35.030	259.6	17:11.065
10		1:44.917	34.234	35.508	35.175	267.3	18:55.982
11		1:44.174	34.407	34.662	35.105	255.9	20:40.156
12		1:44.308	34.232	34.694	35.382	265.3	22:24.464
13		1:44.754	34.631	34.800	35.323	262.1	24:09.218
14		1:45.158	34.492	35.408	35.258	260.2	25:54.376
15		1:44.614	34.411	35.115	35.088	263.4	27:38.990
16		1:44.495	34.453	34.807	35.235	262.1	29:23.485
17		1:44.912	34.322	35.313	35.277	260.8	31:08.397
18		1:44.731	34.542	34.751	35.438	260.8	32:53.128

**6**

Ido Cohen

Dallara F320 Spiess

Carlin

Lap	D	Time	Sector 1	Sector 2	Sector 3	T. Spd	Elapsed
1		1:52.823	39.083	37.641	36.099	206.8	1:52.823
2		1:48.556	35.746	36.534	36.276	244.3	3:41.379
3		2:00.603	35.602	36.169	48.832	259.6	5:41.982
4		2:42.069	51.397	55.893	54.779	146.5	8:24.051

**12**

Glenn Van Berlo

Dallara F320 HWA

DRIVEX

Lap	D	Time	Sector 1	Sector 2	Sector 3	T. Spd	Elapsed
1		1:50.548	38.538	36.133	35.877	219.9	1:50.548
2		1:45.512	34.765	35.436	35.311	258.9	3:36.060
3		2:01.708	34.488	35.628	51.592	264.7	5:37.768
4		2:44.330	51.282	55.352	57.696	106.4	8:22.098
5		1:46.357	35.409	35.589	35.359	259.6	10:08.455
6		1:45.513	34.831	34.716	35.966	260.2	11:53.968
7		1:56.768	45.941	35.221	35.606	257.1	13:50.736
8		1:45.255	34.878	34.959	35.418	252.9	15:35.991
9		1:45.196	34.919	34.830	35.447	254.1	17:21.187
10		1:45.721	34.801	35.352	35.568	253.5	19:06.908
11		1:45.060	34.845	34.877	35.338	252.9	20:51.968
12		1:45.513	35.104	34.931	35.478	255.3	22:37.481
13		1:45.230	34.803	34.912	35.515	254.1	24:22.711
14		1:46.022	34.889	35.683	35.450	253.5	26:08.733
15		1:45.408	34.881	34.883	35.644	253.5	27:54.141
16		1:45.509	34.885	35.115	35.509	252.9	29:39.650
17		1:45.629	34.812	35.211	35.606	252.9	31:25.279
18		1:45.416	34.848	35.032	35.536	251.1	33:10.695

**16**

Andreas Estner

Dallara F320 HWA

Van Amersfoort Racing

Lap	D	Time	Sector 1	Sector 2	Sector 3	T. Spd	Elapsed
1		1:47.249	36.550	35.312	35.387	214.2	1:47.249
2		1:45.046	34.835	35.068	35.143	255.3	3:32.295
3		2:01.339	34.768	34.505	52.066	255.3	5:33.634
4		2:46.459	52.171	54.311	59.977	128.2	8:20.093
5		1:45.325	34.954	35.096	35.275	255.3	10:05.418
6		1:46.972	35.137	36.113	35.722	254.7	11:52.390
7		1:44.763	34.443	34.944	35.376	267.3	13:37.153
8		1:45.346	34.462	35.830	35.054	267.3	15:22.499
9		1:45.772	34.522	36.135	35.115	259.6	17:08.271
10		1:45.929	34.508	35.583	35.838	259.6	18:54.200
11		1:44.682	34.585	34.772	35.325	260.2	20:38.882
12		1:44.496	34.613	34.708	35.175	257.7	22:23.378
13		1:44.943	34.880	34.839	35.224	257.1	24:08.321
14		2:33.323 P	35.388	55.580	1:02.355	258.3	26:41.644
15		5:21.536	4:08.227	36.930	36.379	204.9	32:03.180
16		1:45.631	34.923	35.143	35.565	253.5	33:48.811

**20**

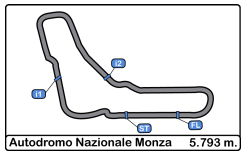
Yifei Ye

Dallara F320 Spiess

Cryptotower Racing Team

Lap	D	Time	Sector 1	Sector 2	Sector 3	T. Spd	Elapsed
1		1:49.475	37.526	36.046	35.903	211.3	1:49.475
2		1:45.580	35.203	34.962	35.415	255.9	3:35.055
3		2:01.878	34.306	34.955	52.617	260.2	5:36.933
4		2:44.847	51.604	55.449	57.794	109.7	8:21.780
5		1:45.245	34.835	35.306	35.104	262.7	10:07.025
6		1:46.691	34.164	36.151	36.376	264.0	11:53.716
7		1:44.441	34.576	34.871	34.994	257.1	13:38.157
8		1:44.866	33.943	35.518	35.405	264.7	15:23.023
9		1:45.748	34.105	36.233	35.410	264.0	17:08.771
10		1:45.210	34.344	35.517	35.349	263.4	18:53.981
11		1:46.907	36.970	34.930	35.007	255.3	20:40.888
12		1:43.719	34.045	34.666	35.008	264.0	22:24.607
13		1:44.022	34.185	34.648	35.189	258.9	24:08.629
14		1:45.378	34.839	35.120	35.419	263.4	25:54.007
15		1:44.573	34.507	34.751	35.315	257.1	27:38.580
16		1:44.658	34.466	34.720	35.472	256.5	29:23.238
17		1:44.816	34.500	34.956	35.360	255.3	31:08.054
18		1:44.698	34.579	34.765	35.354	255.3	32:52.752





**Autodromo Nazionale Monza**  
**Euroformula Open**  
**Race - 2**  
**Lap Analysis**



**25** Alexandre Bardinon Dallara F320 HWA **31** Zane Maloney Dallara F320 Spiess  
 Van Amersfoort Racing R Carlin

Lap	D	Time	Sector 1	Sector 2	Sector 3	T. Spd	Elapsed	Lap	D	Time	Sector 1	Sector 2	Sector 3	T. Spd	Elapsed
1		1:52.688	37.899	37.275	37.514	219.5	1:52.688	1		1:52.334	38.749	36.914	36.671	217.7	1:52.334
2		1:47.909	35.154	37.005	35.750	255.9	3:40.597	2		1:46.769	35.310	36.126	35.333	257.1	3:39.103

**26** Ayrton Simmons Dallara F320 HWA  
 Double R

Lap	D	Time	Sector 1	Sector 2	Sector 3	T. Spd	Elapsed	Lap	D	Time	Sector 1	Sector 2	Sector 3	T. Spd	Elapsed
1		1:49.627	38.108	36.084	35.435	218.1	1:49.627	3		2:00.964	34.842	34.966	51.156	258.3	5:40.067
2		1:46.029	35.063	35.553	35.413	261.5	3:35.656	4		2:42.601	51.439	55.816	55.346	142.2	8:22.668
3		2:03.162	34.762	36.734	51.666	264.0	5:38.818	5		1:46.676	35.042	35.775	35.859	263.4	10:09.344
4		2:43.359	51.606	55.359	56.394	120.1	8:22.177	6		1:45.488	34.905	35.439	35.144	258.9	11:54.832
5		1:45.414	34.986	35.323	35.105	262.7	10:07.591	7		1:45.636	35.269	35.112	35.255	262.7	13:40.468
6		1:46.421	34.488	35.597	36.336	263.4	11:54.012	8		1:46.145	34.340	36.209	35.596	262.1	15:26.613
7		1:45.710	35.429	35.038	35.243	250.0	13:39.722	9		1:45.873	35.323	35.211	35.339	258.9	17:12.486
8		1:46.195	34.836	35.976	35.383	258.9	15:25.917	10		1:44.921	34.429	35.161	35.331	262.1	18:57.407
9		1:44.776	34.847	34.783	35.146	257.1	17:10.693	11		1:45.045	34.372	35.621	35.052	258.3	20:42.452
10		1:45.854	34.801	35.809	35.244	258.9	18:56.547	12		1:44.793	34.314	35.105	35.374	264.0	22:27.245
11		1:45.139	34.585	35.356	35.198	264.0	20:41.686	13		1:45.141	34.598	35.291	35.252	262.1	24:12.386
12		1:44.931	34.531	34.917	35.483	263.4	22:26.617	14		1:44.857	34.552	34.945	35.360	260.8	25:57.243
13		1:44.987	34.799	34.831	35.357	259.6	24:11.604	15		1:44.752	34.390	35.055	35.307	266.0	27:41.995
14		1:45.088	34.584	35.233	35.271	265.3	25:56.692	16		1:44.430	34.260	35.036	35.134	264.0	29:26.425
15		1:44.824	34.532	34.954	35.338	264.0	27:41.516	17		1:45.968	35.053	35.710	35.205	266.0	31:12.393
16		1:48.207	36.845	35.909	35.453	264.7	29:29.723	18		1:45.866	34.925	35.403	35.538	252.9	32:58.259
17		1:45.774	34.931	35.381	35.462	256.5	31:15.497								
18		1:45.287	34.871	34.905	35.511	255.3	33:00.784								

**33** Manuel Maldonado Dallara F320 Spiess  
 Team Motopark

Lap	D	Time	Sector 1	Sector 2	Sector 3	T. Spd	Elapsed	Lap	D	Time	Sector 1	Sector 2	Sector 3	T. Spd	Elapsed
1		1:52.274	38.543	37.531	36.200	219.0	1:52.274	1		1:52.274	38.543	37.531	36.200	219.0	1:52.274
2		1:47.401	35.285	36.565	35.551	258.9	3:39.675	2		1:47.401	35.285	36.565	35.551	258.9	3:39.675

**28** Cameron Das Dallara F320 Spiess **69** Lukas Dunner Dallara F320 Spiess  
 Team Motopark Cryptotower Racing Team

Lap	D	Time	Sector 1	Sector 2	Sector 3	T. Spd	Elapsed	Lap	D	Time	Sector 1	Sector 2	Sector 3	T. Spd	Elapsed
1		1:49.027	37.085	36.205	35.737	220.4	1:49.027	1		1:47.766	36.579	35.670	35.517	211.7	1:47.766
2		1:44.726	34.433	35.155	35.138	258.3	3:33.753	2		1:45.091	34.422	35.434	35.235	259.6	3:32.857
3		2:02.493	34.419	35.137	52.937	264.0	5:36.246	3		2:01.260	34.454	34.879	51.927	260.2	5:34.117
4		2:45.227	51.469	55.146	58.612	113.8	8:21.473	4		2:46.494	52.121	54.492	59.881	110.9	8:20.611
5		1:44.987	34.450	35.229	35.308	263.4	10:06.460	5		1:45.113	34.577	35.164	35.372	258.9	10:05.724
6		1:45.492	34.407	35.759	35.326	260.2	11:51.952	6		1:45.457	34.826	35.635	34.996	258.9	11:51.181
7		1:44.757	34.471	34.873	35.413	257.7	13:36.709	7		1:44.192	34.524	34.577	35.091	254.7	13:35.373
8		1:45.313	34.808	35.190	35.315	255.3	15:22.022	8		1:44.468	34.556	34.729	35.183	253.5	15:19.841
9		1:47.091	34.788	36.930	35.373	252.3	17:09.113	9		1:44.205	34.416	34.688	35.101	254.7	17:04.046
10		1:45.192	34.203	35.803	35.186	264.0	18:54.305	10		1:44.799	34.482	35.190	35.127	254.7	18:48.845
11		1:45.410	35.166	34.923	35.321	255.9	20:39.715	11		1:44.275	34.560	34.684	35.031	254.1	20:33.120
12		1:44.427	34.273	34.744	35.410	258.9	22:24.142	12		1:44.141	34.434	34.578	35.129	254.7	22:17.261
13		1:46.828	36.184	35.210	35.434	256.5	24:10.970	13		1:44.155	34.488	34.659	35.008	254.7	24:01.416
14		1:45.071	34.672	35.082	35.317	256.5	25:56.041	14		1:44.256	34.553	34.751	34.952	255.3	25:45.672
15		1:44.922	34.629	34.927	35.366	255.9	27:40.963	15		1:44.604	34.694	34.740	35.170	254.7	27:30.276
16		1:45.067	34.915	34.892	35.260	255.3	29:26.030	16		1:44.539	34.635	34.715	35.189	253.5	29:14.815
17		1:46.925	35.456	36.113	35.356	253.5	31:12.955	17		1:44.466	34.650	34.693	35.123	254.1	30:59.281
18		1:45.614	34.396	35.744	35.474	259.6	32:58.569	18		1:44.273	34.659	34.557	35.057	252.9	32:43.554





**Autodromo Nazionale Monza**  
**Euroformula Open**  
**Race - 2**  
**Lap Analysis**



99


Rui Andrade

Dallara F320 Spiess

Cryptotower Racing Team

Lap	D	Time	Sector 1	Sector 2	Sector 3	T. Spd	Elapsed
1		1:53.267	39.650	37.639	35.978	219.5	1:53.267
2		1:48.123	35.349	36.953	35.821	252.3	3:41.390
3		2:00.223	35.662	35.726	48.835	256.5	5:41.613
4		2:41.963	51.335	55.849	54.779	133.3	8:23.576
5		1:46.345	35.350	35.613	35.382	262.7	10:09.921
6		1:45.484	34.436	35.720	35.328	261.5	11:55.405
7		1:46.340	35.775	35.130	35.435	264.0	13:41.745
8		1:45.343	34.697	35.282	35.364	260.8	15:27.088
9		1:46.055	34.857	35.927	35.271	242.1	17:13.143
10		1:46.106	34.468	36.189	35.449	260.8	18:59.249
11		1:44.779	34.591	35.022	35.166	258.9	20:44.028
12		1:44.585	34.545	34.918	35.122	258.9	22:28.613
13		1:45.046	34.542	34.946	35.558	260.2	24:13.659
14		1:45.300	34.490	35.527	35.283	259.6	25:58.959
15		1:45.004	34.549	35.194	35.261	258.3	27:43.963
16		1:46.141	34.452	36.195	35.494	258.3	29:30.104
17		1:46.302	34.578	36.138	35.586	258.9	31:16.406
18		1:45.073	34.445	35.317	35.311	258.9	33:01.479





**Autodromo Nazionale Monza**  
**Euroformula Open**  
**Race - 2**  
**Analysis by Lap**



Autodromo Nazionale Monza 5.793 m.

Num	Lap Time	Gap
<b>Lap 1</b>		
16	1:47.249	
69	1:47.766	00.517
15	1:48.232	00.983
28	1:49.027	01.778
20	1:49.475	02.226
26	1:49.627	02.378
12	1:50.548	03.299
33	1:52.274	05.025
31	1:52.334	05.085
4	1:52.572	05.323
25	1:52.688	05.439
6	1:52.823	05.574
99	1:53.267	06.018
<b>Num Lap Time Gap</b>		
<b>Lap 2</b>		
16	1:45.046	
69	1:45.091	00.562
15	1:45.105	01.042
28	1:44.726	01.458
20	1:45.580	02.760
26	1:46.029	03.361
12	1:45.512	03.765
31	1:46.769	06.808
33	1:47.401	07.380
4	1:47.461	07.738
25	1:47.909	08.302
6	1:48.556	09.084
99	1:48.123	09.095
<b>Num Lap Time Gap</b>		
<b>Lap 3</b>		
16	2:01.339	
69	2:01.260	00.483
15	2:02.158	01.861
28	2:02.493	02.612
20	2:01.878	03.299
12	2:01.708	04.134
26	2:03.162	05.184
31	2:00.964	06.433
4	2:00.788	07.187

Num	Lap Time	Gap
99	2:00.223	07.979
6	2:00.603	08.348
<b>Num Lap Time Gap</b>		
<b>Lap 4</b>		
16	2:46.459	
69	2:46.494	00.518
15	2:45.561	00.963
28	2:45.227	01.380
20	2:44.847	01.687
12	2:44.330	02.005
26	2:43.359	02.084
31	2:42.601	02.575
4	2:42.338	03.066
99	2:41.963	03.483
6	2:42.069	03.958
<b>Num Lap Time Gap</b>		
<b>Lap 5</b>		
16	1:45.325	
69	1:45.113	00.306
28	1:44.987	01.042
15	1:45.854	01.492
20	1:45.245	01.607
26	1:45.414	02.173
12	1:46.357	03.037
31	1:46.676	03.926
4	1:46.249	03.990
99	1:46.345	04.503
<b>Num Lap Time Gap</b>		
<b>Lap 6</b>		
69	1:45.457	
28	1:45.492	00.771
16	1:46.972	01.209
15	1:46.758	02.487
20	1:46.691	02.535
12	1:45.513	02.787
26	1:46.421	02.831
4	1:44.725	02.952
31	1:45.488	03.651
99	1:45.484	04.224


Num	Lap Time	Gap
<b>Lap 7</b>		
69	1:44.192	
28	1:44.757	01.336
16	1:44.763	01.780
15	1:43.924	02.219
20	1:44.441	02.784
26	1:45.710	04.349
31	1:45.636	05.095
4	1:46.711	05.471
99	1:46.340	06.372
12	1:56.768	15.363
<b>Num Lap Time Gap</b>		
<b>Lap 8</b>		
69	1:44.468	
28	1:45.313	02.181
15	1:44.837	02.588
16	1:45.346	02.658
20	1:44.866	03.182
26	1:46.195	06.076
4	1:45.752	06.755
31	1:46.145	06.772
99	1:45.343	07.247
12	1:45.255	16.150
<b>Num Lap Time Gap</b>		
<b>Lap 9</b>		
69	1:44.205	
16	1:45.772	04.225
20	1:45.748	04.725
28	1:47.091	05.067
26	1:44.776	06.647
4	1:44.469	07.019
31	1:45.873	08.440
99	1:46.055	09.097
12	1:45.196	17.141
<b>Num Lap Time Gap</b>		
<b>Lap 10</b>		
69	1:44.799	
20	1:45.210	05.136
16	1:45.929	05.355
28	1:45.192	05.460

Num	Lap Time	Gap
4	1:44.917	07.137
26	1:45.854	07.702
31	1:44.921	08.562
99	1:46.106	10.404
12	1:45.721	18.063
<b>Num Lap Time Gap</b>		
<b>Lap 11</b>		
69	1:44.275	
16	1:44.682	05.762
28	1:45.410	06.595
4	1:44.174	07.036
20	1:46.907	07.768
26	1:45.139	08.566
31	1:45.045	09.332
99	1:44.779	10.908
12	1:45.060	18.848
<b>Num Lap Time Gap</b>		
<b>Lap 12</b>		
69	1:44.141	
16	1:44.496	06.117
28	1:44.427	06.881
4	1:44.308	07.203
20	1:43.719	07.346
26	1:44.931	09.356
31	1:44.793	09.984
99	1:44.585	11.352
12	1:45.513	20.220
<b>Num Lap Time Gap</b>		
<b>Lap 13</b>		
69	1:44.155	
16	1:44.943	06.905
20	1:44.022	07.213
4	1:44.754	07.802
28	1:46.828	09.554
26	1:44.987	10.188
31	1:45.141	10.970
99	1:45.046	12.243
12	1:45.230	21.295

Num	Lap Time	Gap
<b>Lap 14</b>		
69	1:44.256	
20	1:45.378	08.335
4	1:45.158	08.704
28	1:45.071	10.369
26	1:45.088	11.020
31	1:44.857	11.571
99	1:45.300	13.287
12	1:46.022	23.061
16	2:33.323	55.972
<b>Num Lap Time Gap</b>		
<b>Lap 15</b>		
69	1:44.604	
20	1:44.573	08.304
4	1:44.614	08.714
28	1:44.922	10.687
26	1:44.824	11.240
31	1:44.752	11.719
99	1:45.004	13.687
12	1:45.408	23.865
<b>Num Lap Time Gap</b>		
<b>Lap 16</b>		
69	1:44.539	
20	1:44.658	08.423
4	1:44.495	08.670
28	1:45.067	11.215
31	1:44.430	11.610
26	1:48.207	14.908
99	1:46.141	15.289
12	1:45.509	24.835
<b>Num Lap Time Gap</b>		
<b>Lap 17</b>		
69	1:44.466	
20	1:44.816	08.773
4	1:44.912	09.116
31	1:45.968	13.112
28	1:46.925	13.674
26	1:45.774	16.216
99	1:46.302	17.125
12	1:45.629	25.998







**Autodromo Nazionale Monza**  
**Euroformula Open**  
**Race - 2**  
**Analysis by Lap**




Num	Lap Time	Gap
16	5:21.536	2 Laps

Num	Lap Time	Gap
-----	----------	-----

**Lap 18**

69	1:44.273	
20	1:44.698	09.198
4	1:44.731	09.574
31	1:45.866	14.705
28	1:45.614	15.015
26	1:45.287	17.230
99	1:45.073	17.925
12	1:45.416	27.141
16	1:45.631	2 Laps





Autodromo Nazionale Monza

Euroformula Open


Race - 2

Best Sectors Results



Sector - 1				Sector - 2				Sector - 3				Ideal Lap vs Best Lap					
Clas	Nº	Driver	Time	Nº	Driver	Time	Nº	Driver	Time	Clas	Nº	Driver	Ideal Lap	Best Lap	Clas		
1	20	Yifei Ye	33.943	16	Andreas Estner	34.505	69	Lukas Dunner	34.952	1	20	Yifei Ye	1:43.585	1:43.719	1		
2	15	Sebastian Estner	34.103	15	Sebastian Estner	34.546	15	Sebastian Estner	34.966	2	15	Sebastian Estner	1:43.615	1:43.924	2		
3	28	Cameron Das	34.203	69	Lukas Dunner	34.557	20	Yifei Ye	34.994	3	4	Niklas Krütten	1:43.924	1:44.174	4		
4	4	Niklas Krütten	34.232	20	Yifei Ye	34.648	4	Niklas Krütten	35.030	4	69	Lukas Dunner	1:43.925	1:44.141	3		
5	31	Zane Maloney	34.260	4	Niklas Krütten	34.662	31	Zane Maloney	35.052	5	16	Andreas Estner	1:44.002	1:44.496	7		
6	69	Lukas Dunner	34.416	12	Glenn Van Berlo	34.716	16	Andreas Estner	35.054	6	28	Cameron Das	1:44.085	1:44.427	5		
7	99	Rui Andrade	34.436	28	Cameron Das	34.744	26	Ayrton Simmons	35.105	7	31	Zane Maloney	1:44.257	1:44.430	6		
8	16	Andreas Estner	34.443	26	Ayrton Simmons	34.783	99	Rui Andrade	35.122	8	26	Ayrton Simmons	1:44.376	1:44.776	9		
9	26	Ayrton Simmons	34.488	99	Rui Andrade	34.918	28	Cameron Das	35.138	9	99	Rui Andrade	1:44.476	1:44.585	8		
10	12	Glenn Van Berlo	34.488	31	Zane Maloney	34.945	12	Glenn Van Berlo	35.311	10	12	Glenn Van Berlo	1:44.515	1:45.060	10		
11	25	Alexandre Bardinon	35.154	6	Ido Cohen	36.169	33	Manuel Maldonado	35.551	11	33	Manuel Maldonado	1:47.401	1:47.401	11		
12	33	Manuel Maldonado	35.285	33	Manuel Maldonado	36.565	25	Alexandre Bardinon	35.750	12	6	Ido Cohen	1:47.870	1:48.556	13		
13	6	Ido Cohen	35.602	25	Alexandre Bardinon	37.005	6	Ido Cohen	36.099	13	25	Alexandre Bardinon	1:47.909	1:47.909	12		






Autodromo Nazionale Monza  
 Euroformula Open  
 Race - 2  
 Leader Sequence



Nº	Entrant	Nat	Driver	Nat	Cat	Chassis	Team	Start Lap	End Lap	Laps	Total Laps
16	Van Amersfoort Racing	NLD	Andreas Estner	DEU		Dallara F320 HWA	Van Amersfoort Racing	1	5	5	5
69	Cryptotower Racing	ESP	Lukas Dunner	AUT		Dallara F320 Spiess	Cryptotower Racing	6	18	13	13





# Autodromo Nazionale Monza

## Euroformula Open


### Race - 2

#### Best 5 Lap Times



Cls	Nº	Entrant	Nat	Driver	Nat	Cat	Cls	Chassis - Engine	Team	Best 1		Best 2		Best 3		Best 4		Best 5	
										Time	Lap	Time	Lap	Time	Lap	Time	Lap	Time	Lap
1	20	Cryptotower Racing		Yifei Ye				Dallara F320 Spiess	Cryptotower Racing	<b>1:43.719</b>	12	1:44.022	13	1:44.441	7	1:44.573	15	1:44.658	16
2	15	Van Amersfoort Racing		Sebastian Estner		R	1	Dallara F320 HWA	Van Amersfoort Racing	<b>1:43.924</b>	7	1:44.837	8	1:45.105	2	1:45.854	5	1:46.758	6
3	69	Cryptotower Racing		Lukas Dunner				Dallara F320 Spiess	Cryptotower Racing	<b>1:44.141</b>	12	1:44.155	13	1:44.192	7	1:44.205	9	1:44.256	14
4	4	Team Motopark		Niklas Krütten		R	2	Dallara F320 Spiess	Team Motopark	<b>1:44.174</b>	11	1:44.308	12	1:44.469	9	1:44.495	16	1:44.614	15
5	28	Team Motopark		Cameron Das				Dallara F320 Spiess	Team Motopark	<b>1:44.427</b>	12	1:44.726	2	1:44.757	7	1:44.922	15	1:44.987	5
6	31	Carlin		Zane Maloney		R	3	Dallara F320 Spiess	Carlin	<b>1:44.430</b>	16	1:44.752	15	1:44.793	12	1:44.857	14	1:44.921	10
7	16	Van Amersfoort Racing		Andreas Estner				Dallara F320 HWA	Van Amersfoort Racing	<b>1:44.496</b>	12	1:44.682	11	1:44.763	7	1:44.943	13	1:45.046	2
8	99	Cryptotower Racing		Rui Andrade				Dallara F320 Spiess	Cryptotower Racing	<b>1:44.585</b>	12	1:44.779	11	1:45.004	15	1:45.046	13	1:45.073	18
9	26	Double R		Ayrton Simmons				Dallara F320 HWA	Double R	<b>1:44.776</b>	9	1:44.824	15	1:44.931	12	1:44.987	13	1:45.088	14
10	12	DRIVEX		Glenn Van Berlo		R	4	Dallara F320 HWA	DRIVEX	<b>1:45.060</b>	11	1:45.196	9	1:45.230	13	1:45.255	8	1:45.408	15
11	33	Team Motopark		Manuel Maldonado				Dallara F320 Spiess	Team Motopark	<b>1:47.401</b>	2	1:52.274	1						
12	25	Van Amersfoort Racing		Alexandre Bardinon				Dallara F320 HWA	Van Amersfoort Racing	<b>1:47.909</b>	2	1:52.688	1						
13	6	Carlin		Ido Cohen				Dallara F320 Spiess	Carlin	<b>1:48.556</b>	2	1:52.823	1	2:00.603	3	2:42.069	4		





Autodromo Nazionale Monza

Euroformula Open


Race - 2

Best 5 Top Speeds



Cls	Nº	Entrant	Nat	Driver	Nat	Cat	Cls	Chassis - Engine	Team	Top 1		Top 2		Top 3		Top 4		Top 5		Avg
										Km/h	Lap	Km/h	Lap	Km/h	Lap	Km/h	Lap	Km/h	Lap	
1	4	Team Motopark	DEU	Niklas Krütten	DEU	R	1	Dallara F320 Spiess	Team Motopark	267.3	10	266.0	8	265.3	12	263.4	15	262.7	5	264.9
2	16	Van Amersfoort Racing	NLD	Andreas Estner	DEU			Dallara F320 HWA	Van Amersfoort Racing	267.3	7	267.3	8	260.2	11	259.6	9	259.6	10	262.8
3	25	Van Amersfoort Racing	NLD	Alexandre Bardinon	FRA			Dallara F320 HWA	Van Amersfoort Racing	267.3	3	255.9	2	219.5	1					247.5
4	15	Van Amersfoort Racing	NLD	Sebastian Estner	DEU	R	2	Dallara F320 HWA	Van Amersfoort Racing	266.0	8	265.3	5	264.7	2	264.7	9	264.0	3	264.9
5	31	Carlin	GBR	Zane Maloney	BRB	R	3	Dallara F320 Spiess	Carlin	266.0	15	266.0	17	264.0	12	264.0	16	263.4	5	264.7
6	26	Double R	GBR	Ayrton Simmons	GBR			Dallara F320 HWA	Double R	265.3	14	264.7	16	264.0	3	264.0	11	264.0	15	264.4
7	12	DRIVEX	ESP	Glenn Van Berlo	NLD	R	4	Dallara F320 HWA	DRIVEX	264.7	3	260.2	6	259.6	5	258.9	2	257.1	7	260.1
8	20	Cryptotower Racing	JPN	Yifei Ye	CHN			Dallara F320 Spiess	Cryptotower Racing	264.7	8	264.0	6	264.0	9	264.0	12	263.4	10	264.0
9	28	Team Motopark	DEU	Cameron Das	USA			Dallara F320 Spiess	Team Motopark	264.0	3	264.0	10	263.4	5	260.2	6	259.6	18	262.2
10	33	Team Motopark	DEU	Manuel Maldonado	VEN			Dallara F320 Spiess	Team Motopark	264.0	3	258.9	2	219.0	1					247.3
11	99	Cryptotower Racing	JPN	Rui Andrade	AGO			Dallara F320 Spiess	Cryptotower Racing	264.0	7	262.7	5	261.5	6	260.8	8	260.8	10	262.0
12	69	Cryptotower Racing	JPN	Lukas Dunner	AUT			Dallara F320 Spiess	Cryptotower Racing	260.2	3	259.6	2	258.9	5	258.9	6	255.3	14	258.6
13	6	Carlin	GBR	Ido Cohen	ISR			Dallara F320 Spiess	Carlin	259.6	3	244.3	2	235.8	5	206.8	1	146.5	4	218.6






Autodromo Nazionale Monza  
Euroformula Open  
Race - 2  
Fastest Laps Sequence



Lap	Time of Day	Session Time	Nº	Entrant	Nat	Driver	Nat	Cat	Chassis - Engine	Team	Time	Km/h
2	11:32:15.795	3:31.795	16	Van Amersfoort Racing		ANDreas Estner		DEU	Dallara F320 HWA	Van Amersfoort Racing	<b>1:45.046</b>	198.5
2	11:32:17.253	3:33.253	28	Team Motopark		Cameron Das		USA	Dallara F320 Spiess	Team Motopark	<b>1:44.726</b>	199.1
6	11:40:37.633	11:53.633	4	Team Motopark		Niklas Krütten		DEU	R Dallara F320 Spiess	Team Motopark	<b>1:44.725</b>	199.1
7	11:42:18.873	13:34.873	69	Cryptotower Racing Team		Lukas Dunner		AUT	Dallara F320 Spiess	Cryptotower Racing Team	<b>1:44.192</b>	200.1
7	11:42:21.092	13:37.092	15	Van Amersfoort Racing		Sebastian Estner		DEU	R Dallara F320 HWA	Van Amersfoort Racing	<b>1:43.924</b>	200.6
12	11:51:08.107	22:24.107	20	Cryptotower Racing Team		Yifei Ye		CHN	Dallara F320 Spiess	Cryptotower Racing Team	<b>1:43.719</b>	201.0





Autodromo Nazionale Monza

Euroformula Open


Race - 2

Event Best Maximum Speed



Nº	Entrant	Nat	Driver	Nat	Cat	Clas	Chassis - Engine	Team	Km/h	Session	
31	Carlin		Zane Maloney		BRB	R	1	Dallara F320 Spiess	Carlin	267.3	Race - 1
25	Van Amersfoort Racing		Alexandre Bardinon		FRA			Dallara F320 HWA	Van Amersfoort Racing	267.3	Race - 2
16	Van Amersfoort Racing		Andreas Estner		DEU			Dallara F320 HWA	Van Amersfoort Racing	267.3	Race - 2
4	Team Motopark		Niklas Krütten		DEU	R	2	Dallara F320 Spiess	Team Motopark	267.3	Race - 2
15	Van Amersfoort Racing		Sebastian Estner		DEU	R	3	Dallara F320 HWA	Van Amersfoort Racing	266.0	Race - 2
26	Double R		Ayrton Simmons		GBR			Dallara F320 HWA	Double R	265.3	Race - 2
12	DRIVEX		Glenn Van Berlo		NLD	R	4	Dallara F320 HWA	DRIVEX	264.7	Race - 2
20	Cryptotower Racing Team		Yifei Ye		CHN			Dallara F320 Spiess	Cryptotower Racing Team	264.7	Race - 2
28	Team Motopark		Cameron Das		USA			Dallara F320 Spiess	Team Motopark	264.0	Race - 2
33	Team Motopark		Manuel Maldonado		VEN			Dallara F320 Spiess	Team Motopark	264.0	Race - 2
99	Cryptotower Racing Team		Rui Andrade		AGO			Dallara F320 Spiess	Cryptotower Racing Team	264.0	Race - 2
6	Carlin		Ido Cohen		ISR			Dallara F320 Spiess	Carlin	263.4	Qualifying - 1
69	Cryptotower Racing Team		Lukas Dunner		AUT			Dallara F320 Spiess	Cryptotower Racing Team	260.2	Race - 2






**Autodromo Nazionale Monza**  
**Euroformula Open**  
**Race - 2**  
**Lap Chart**



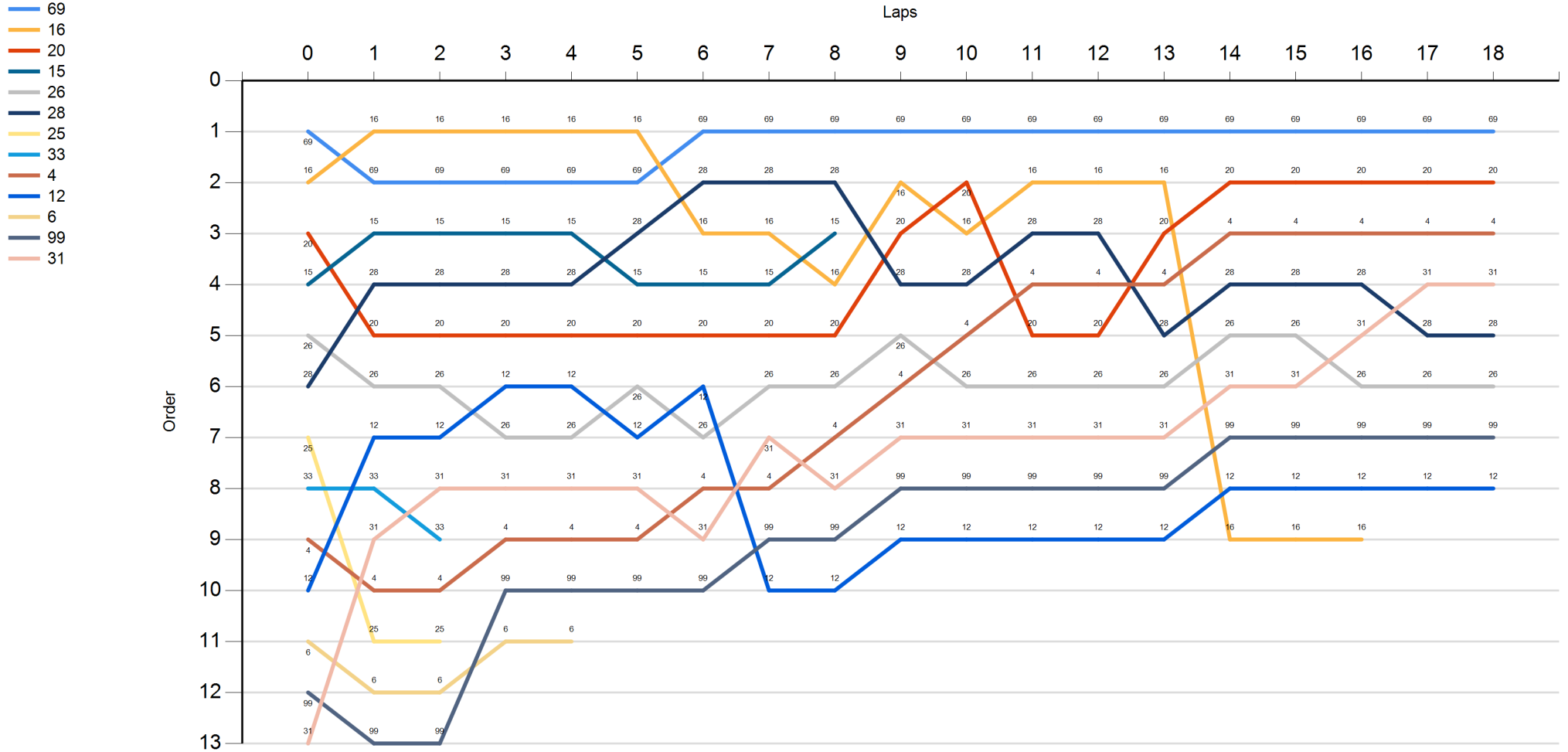
LAP																				
Nr	Po	Grid	1	2	3	4	5	6	7	8	9	10	11	12	13	14	15	16	17	18
69	<b>1</b>	69	16	16	16	16	16	69	69	69	69	69	69	69	69	69	69	69	69	69
16	<b>2</b>	16	69	69	69	69	69	28	28	28	16	20	16	16	16	20	20	20	20	20
20	<b>3</b>	20	15	15	15	15	28	16	16	15	20	16	28	28	20	4	4	4	4	4
15	<b>4</b>	15	28	28	28	28	15	15	15	16	28	28	4	4	4	28	28	28	31	31
26	<b>5</b>	26	20	20	20	20	20	20	20	20	26	4	20	20	28	26	26	31	28	28
28	<b>6</b>	28	26	26	12	12	26	12	26	26	4	26	26	26	26	31	31	26	26	26
25	<b>7</b>	25	12	12	26	26	12	26	31	4	31	31	31	31	31	99	99	99	99	99
33	<b>8</b>	33	33	31	31	31	31	4	4	31	99	99	99	99	99	12	12	12	12	12
4	<b>9</b>	4	31	33	4	4	4	31	99	99	12	12	12	12	12	16	16	16		
12	<b>10</b>	12	4	4	99	99	99	99	12	12										
6	<b>11</b>	6	25	25	6	6														
99	<b>12</b>	99	6	6																
31	<b>13</b>	31	99	99																








Autodromo Nazionale Monza  
Euroformula Open  
Race - 2  
Graphic Lap Chart





Autodromo Nazionale Monza  
Euroformula Open  
Race - 2  
Pit Stop Analysis

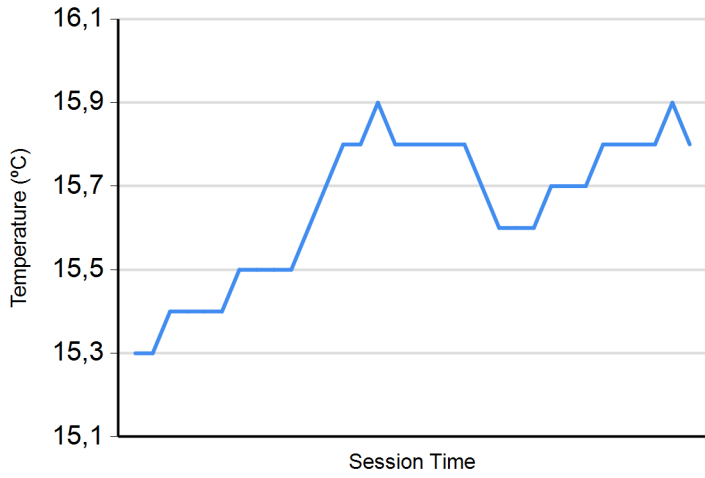


Nr.	In Day Time	Entrant	Nat	Driver	Nat	Cat	Chassis - Engine	Team	In Time	Stop N°	Pit Time	Handicap	Penalty
16	11:55:19.612	Van Amersfoort Racing		Andreas Estner		DE	Dallara F320 HWA	Van Amersfoort Racing	26:36.112	1	3:37.291		

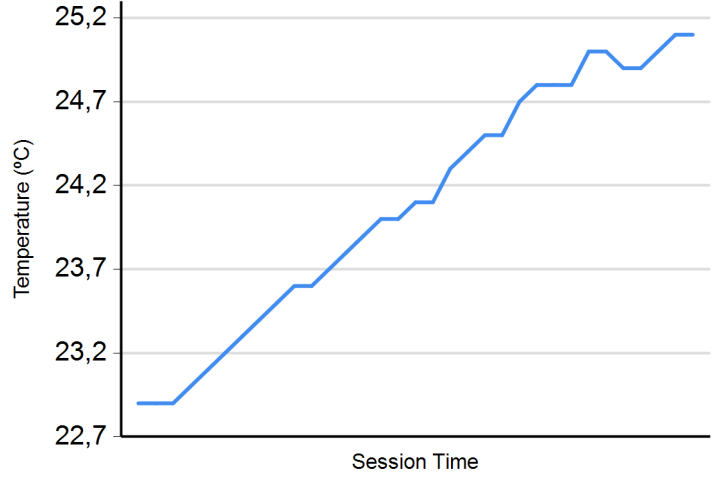




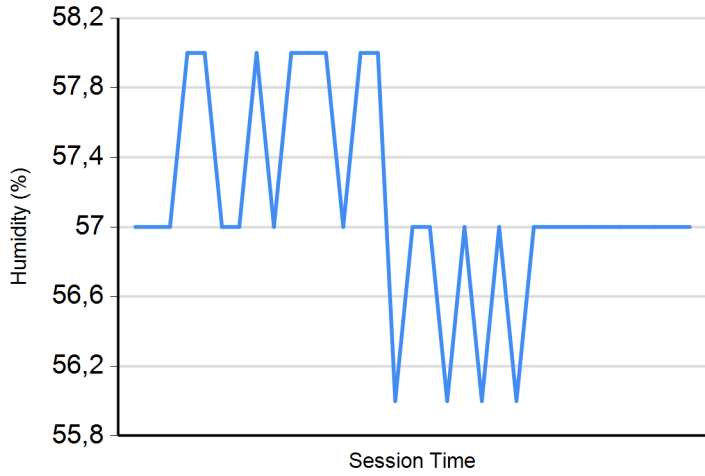
**Air Temperature**



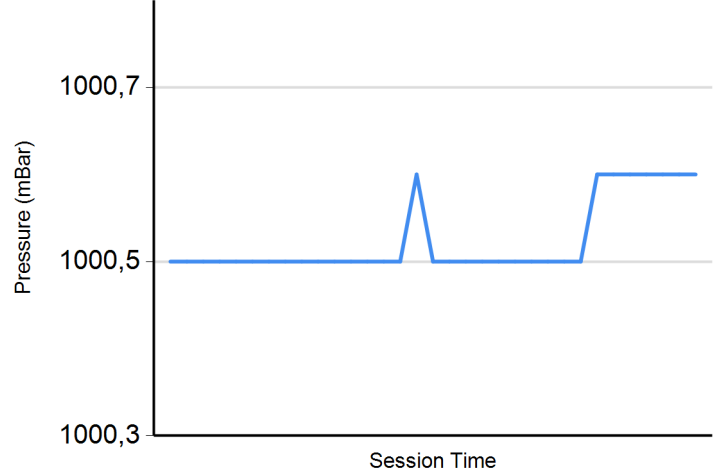
**Track Temperature**



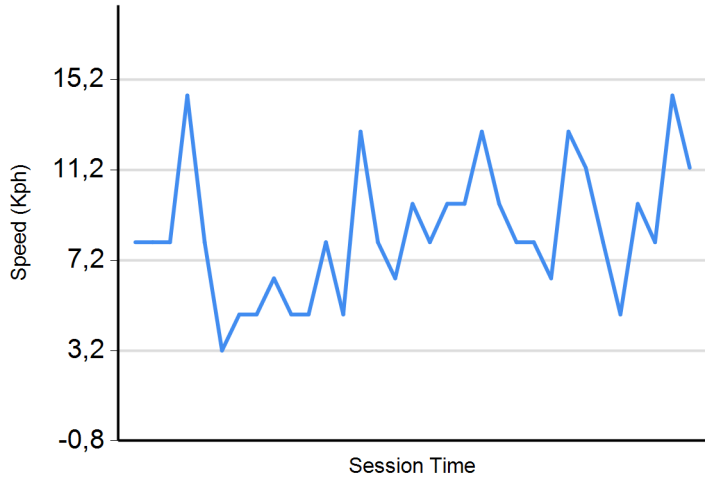
**Humidity**



**Pressure**



**Wind Speed**



**Wind direction**

North = 0°/360° Est = 90° South = 180° West = 270°

