

ACI Racing Weekend Mugello 01-04 Ottobre 2020

Euroformula Open - Results Race 2

Aut. Int. Mugello Auto 5.245 m

Laps 19 = 99,655 km - Avg 185,003 km/h - Race Time 32'19.196

No.	Driver	Nat	Entrant	Team	Car	Class	Laps	Time	Gap	Rel.	Fastest Lap	
1	24 BARNICOAT Ben	GBR	Carlin	Carlin	Dallara F320 Spiess	EF	19	32'19.196		8	1'38.657	
2	69 DUNNER Lukas	AUT	CryptoTower Racing Team	CryptoTower Racing Team	Dallara F320 Spiess	EF	19	32'19.859	0.663	0.663	4	1'38.334
3	20 YE Yifei	CHN	CryptoTower Racing Team	CryptoTower Racing Team	Dallara F320 Spiess	EF	19	32'29.607	10.411	9.748	4	1'38.367
4	4 KRÜTTEN Niklas	DEU	Team Motopark	Team Motopark	Dallara F320 Spiess	R	19	32'30.618	11.422	1.011	8	1'38.816
5	31 MALONEY Zane	BRB	Carlin	Carlin	Dallara F320 Spiess	R	19	32'35.638	16.442	5.020	8	1'39.771
6	33 MALDONADO Manuel	VEN	Team Motopark	Team Motopark	Dallara F320 Spiess	EF	19	32'43.341	24.145	7.703	7	1'39.849
7	28 DAS Cameron	USA	Team Motopark	Team Motopark	Dallara F320 Spiess	EF	19	32'43.849	24.653	0.508	6	1'39.185
8	12 VAN BERLO Glenn	NLD	Drivex	Drivex	Dallara F320 HWA	R	18	32'29.332	1 Lap	1 Lap	5	1'39.121
9	6 COHEN Ido	ISR	Carlin	Carlin	Dallara F320 Spiess	EF	18	32'42.548	1 Lap	13.216	5	1'38.763
10	16 ESTNER Andreas	DEU	Van Amersfoort Racing	Van Amersfoort Racing	Dallara F320 HWA	EF	18	32'47.249	1 Lap	4.701	5	1'39.114
11	15 ESTNER Sebastian	DEU	Van Amersfoort Racing	Van Amersfoort Racing	Dallara F320 HWA	R	18	33'15.790	1 Lap	28.541	4	1'39.178
12	99 ANDRADE Rui	AGO	CryptoTower Racing Team	CryptoTower Racing Team	Dallara F320 Spiess	EF	18	33'16.523	1 Lap	0.733	8	1'40.535
----- Not Classified -----												
RET	25 BARDINON Alexandre	FRA	Van Amersfoort Racing	Van Amersfoort Racing	Dallara F320 HWA	EF	13	24'27.311	6 Laps		6	1'41.172

Starting: 13 Classified: 12 Not Classified: 0 Retired: 1 Not Started: 0
 Fastest Lap N. 4 No. 69 Lukas Dunner Time 1'38.334 Avg. 192,019 Km/h

Humidity:	69%	AIR:	16°C
Condition:	WET	Temp:	17°C

Race Director :

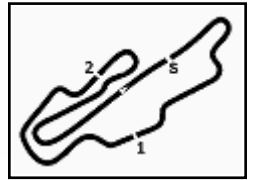
Clerk of the Course : Antonio Canu

04/10/2020 Start 13:23 End 13:56



Powered By PERUGIA TIMING





ACI Racing Weekend Mugello 01-04 Ottobre 2020
Euroformula Open - Results by Class Race 2

Aut. Int. Mugello Auto 5.245 m

EuroFormula Open

Laps 19 = 99,655 km - Avg 185,003 km/h - Race Time 32'19.196

No.	Driver	Nat	Entrant	Team	Car	Laps	Time	Gap	Rel.	Fastest Lap	
1	24 BARNICOAT Ben	GBR	Carlin	Carlin	Dallara F320 Spiess	19	32'19.196		8	1'38.657	
2	69 DUNNER Lukas	AUT	CryptoTower Racing Team	CryptoTower Racing Team	Dallara F320 Spiess	19	32'19.859	0.663	0.663	4	1'38.334
3	20 YE Yifei	CHN	CryptoTower Racing Team	CryptoTower Racing Team	Dallara F320 Spiess	19	32'29.607	10.411	9.748	4	1'38.367
4	33 MALDONADO Manuel	VEN	Team Motopark	Team Motopark	Dallara F320 Spiess	19	32'43.341	24.145	13.734	7	1'39.849
5	28 DAS Cameron	USA	Team Motopark	Team Motopark	Dallara F320 Spiess	19	32'43.849	24.653	0.508	6	1'39.185
6	6 COHEN Ido	ISR	Carlin	Carlin	Dallara F320 Spiess	18	32'42.548	1 Lap	1 Lap	5	1'38.763
7	16 ESTNER Andreas	DEU	Van Amersfoort Racing	Van Amersfoort Racing	Dallara F320 HWA	18	32'47.249	1 Lap	4.701	5	1'39.114
8	99 ANDRADE Rui	AGO	CryptoTower Racing Team	CryptoTower Racing Team	Dallara F320 Spiess	18	33'16.523	1 Lap	29.274	8	1'40.535
----- Not Classified -----											
RET	25 BARDINON Alexandre	FRA	Van Amersfoort Racing	Van Amersfoort Racing	Dallara F320 HWA	13	24'27.311	6 Laps		6	1'41.172

Starting: 9 Classified: 8 Not Classified: 0 Retired: 1 Not Started: 0
Fastest Lap N. 4 No. 69 Lukas Dunner Time 1'38.334 Avg. 192,019 Km/h

Rookie

Laps 19 = 99,655 km - Avg 183,920 km/h - Race Time 32'30.618

No.	Driver	Nat	Entrant	Team	Car	Laps	Time	Gap	Rel.	Fastest Lap	
1	4 KRÜTTEN Niklas	DEU	Team Motopark	Team Motopark	Dallara F320 Spiess	19	32'30.618		8	1'38.816	
2	31 MALONEY Zane	BRB	Carlin	Carlin	Dallara F320 Spiess	19	32'35.638	5.020	5.020	8	1'39.771
3	12 VAN BERLO Glenn	NLD	Drivex	Drivex	Dallara F320 HWA	18	32'29.332	1 Lap	1 Lap	5	1'39.121
4	15 ESTNER Sebastian	DEU	Van Amersfoort Racing	Van Amersfoort Racing	Dallara F320 HWA	18	33'15.790	1 Lap	46.458	4	1'39.178

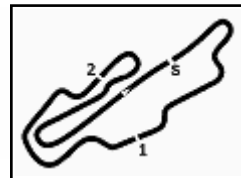
Starting: 4 Classified: 4 Not Classified: 0 Retired: 0 Not Started: 0
Fastest Lap N. 8 No. 4 Niklas Krütten Time 1'38.816 Avg. 191,082 Km/h

Humidity:	69%	AIR:	16°C
Condition:	WET	Temp:	17°C

Race Director :

Clerk of the Course : Antonio Canu

04/10/2020 Start 13:23 End 13:56



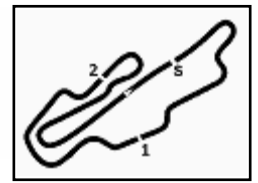
ACI Racing Weekend Mugello 01-04 Ottobre 2020

Euroformula Open - Lap Chart Race 2

Aut. Int. Mugello Auto 5.245 m

		Lap																		
	1	2	3	4	5	6	7	8	9	10	11	12	13	14	15	16	17	18	19	
1	24	24	24	24	24	24	24	24	24	24	24	24	24	24	24	24	24	24	24	24
2	16	16	16	69	69	69	69	69	69	69	69	69	69	69	69	69	69	69	69	69
3	69	69	69	16	16	20	20	20	20	20	20	20	20	20	20	20	20	20	20	20
4	4	4	4	20	20	16	16	4	4	4	4	4	4	4	4	4	4	4	4	4
5	20	20	20	4	4	4	4	16	16	33	33	33	31	31	31	31	31	31	31	31
6	6	6	6	6	6	6	6	6	6	31	31	31	33	33	33	33	33	33	33	33
7	15	15	15	15	15	15	15	15	12	28	28	28	28	28	28	28	28	28	28	28
8	33	12	12	12	12	12	12	12	33	6	6	6	6	6	6	6	12	12	12	12
9	12	33	33	33	33	33	33	33	31	16	16	16	16	16	12	12	6	6	6	6
10	31	31	31	31	31	31	31	31	28	12	12	12	12	12	16	16	16	16	16	16
11	25	28	28	28	28	28	28	28	99	15	15	15	15	15	15	15	15	15	15	15
12	28	25	25	25	99	99	99	99	15	25	25	99	99	99	99	99	99	99	99	99
13	99	99	99	99	25	25	25	25	25	99	99	25	25							

Final Result		
1	24 BARNICOAT B.	Laps 19
2	69 DUNNER L.	0.663
3	20 YE Y.	10.411
4	4 KRÜTTEN N.	11.422
5	31 MALONEY Z.	16.442
6	33 MALDONADO M.	24.145
7	28 DAS C.	24.653
8	12 VAN BERLO G.	1 Lap
9	6 COHEN I.	1 Lap
10	16 ESTNER A.	1 Lap
11	15 ESTNER S.	1 Lap
12	99 ANDRADE R.	1 Lap
RET	25 BARDINON A.	6 Laps



ACI Racing Weekend Mugello 01-04 Ottobre 2020

Euroformula Open - Sector and Speeds Race 2

Aut. Int. Mugello Auto 5.245 m

RESULTS

1	24 BARNICOAT Ben	Dallara F320 Spiess	Laps 19
2	69 DUNNER Lukas	Dallara F320 Spiess	0.663
3	20 YE Yifei	Dallara F320 Spiess	10.411
4	4 KRÜTTEN Niklas	Dallara F320 Spiess	11.422
5	31 MALONEY Zane	Dallara F320 Spiess	16.442
6	33 MALDONADO Manuel	Dallara F320 Spiess	24.145
7	28 DAS Cameron	Dallara F320 Spiess	24.653
8	12 VAN BERLO Glenn	Dallara F320 HWA	1 Lap
9	6 COHEN Ido	Dallara F320 Spiess	1 Lap
10	16 ESTNER Andreas	Dallara F320 HWA	1 Lap
11	15 ESTNER Sebastian	Dallara F320 HWA	1 Lap
12	99 ANDRADE Rui	Dallara F320 Spiess	1 Lap
RET	25 BARDINON Alexandre	Dallara F320 HWA	6 Laps

SPEED

1	20 YE Yifei	Dallara F320 Spiess	242,7
2	28 DAS Cameron	Dallara F320 Spiess	239,5
3	69 DUNNER Lukas	Dallara F320 Spiess	239,5
4	6 COHEN Ido	Dallara F320 Spiess	238,4
5	4 KRÜTTEN Niklas	Dallara F320 Spiess	237,9
6	99 ANDRADE Rui	Dallara F320 Spiess	236,8
7	15 ESTNER Sebastian	Dallara F320 HWA	235,3
8	12 VAN BERLO Glenn	Dallara F320 HWA	234,8
9	31 MALONEY Zane	Dallara F320 Spiess	234,3
10	33 MALDONADO Manuel	Dallara F320 Spiess	234,3
11	24 BARNICOAT Ben	Dallara F320 Spiess	234,3
12	16 ESTNER Andreas	Dallara F320 HWA	233,8
13	25 BARDINON Alexandre	Dallara F320 HWA	231,8

SEG. 1

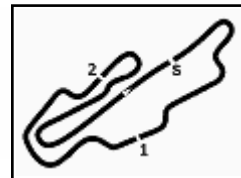
1	20 YE Yifei	33.681
2	4 KRÜTTEN Niklas	33.917
3	69 DUNNER Lukas	33.919
4	24 BARNICOAT Ben	33.954
5	15 ESTNER Sebastian	34.022
6	6 COHEN Ido	34.031
7	12 VAN BERLO Glenn	34.100
8	16 ESTNER Andreas	34.122
9	28 DAS Cameron	34.250
10	31 MALONEY Zane	34.347
11	33 MALDONADO Manuel	34.475
12	25 BARDINON Alexandre	34.674
13	99 ANDRADE Rui	34.691

SEG. 2

1	69 DUNNER Lukas	28.377
2	24 BARNICOAT Ben	28.505
3	20 YE Yifei	28.519
4	6 COHEN Ido	28.617
5	4 KRÜTTEN Niklas	28.653
6	12 VAN BERLO Glenn	28.662
7	16 ESTNER Andreas	28.691
8	15 ESTNER Sebastian	28.696
9	28 DAS Cameron	28.728
10	33 MALDONADO Manuel	28.733
11	31 MALONEY Zane	28.858
12	25 BARDINON Alexandre	29.180
13	99 ANDRADE Rui	29.215

SEG. 3

1	69 DUNNER Lukas	35.773
2	24 BARNICOAT Ben	35.884
3	20 YE Yifei	35.932
4	6 COHEN Ido	36.040
5	4 KRÜTTEN Niklas	36.083
6	12 VAN BERLO Glenn	36.135
7	28 DAS Cameron	36.171
8	16 ESTNER Andreas	36.190
9	15 ESTNER Sebastian	36.252
10	33 MALDONADO Manuel	36.290
11	31 MALONEY Zane	36.306
12	99 ANDRADE Rui	36.385
13	25 BARDINON Alexandre	36.786



ACI Racing Weekend Mugello 01-04 Ottobre 2020
Euroformula Open - Analysis Race 2

Aut. Int. Mugello Auto 5.245 m

Start at 13:23'21.454

1 / 3

4 N. KRÜTTEN (1'38.816)						
Lap	Seg.1	Seg.2	Seg.3	Lap Time	km/h	Local Time
1		29.736	36.442	1'48.864		13:25'10.318
2	34.778	28.909	36.220	1'39.907	233,8	13:26'50.225
3	34.204	28.908	36.127	1'39.239	232,8	13:28'29.464
4	34.719	28.662	36.130	1'39.511	233,3	13:30'08.975
5	34.026	28.756	36.114	1'38.896	233,3	13:31'47.871
6	34.252	28.813	36.083	1'39.148	233,3	13:33'27.019
7	34.192	28.799	36.339	1'39.330	236,8	13:35'06.349
8	33.945	28.653	36.218	1'38.816	237,9	13:36'45.165
9	33.917	28.734	36.406	1'39.057	231,8	13:38'24.222
10	34.317	34.752	39.487	1'48.556	232,8	13:40'12.778
11	43.125	35.610	38.008	1'56.743	229,8	13:42'09.521
12	38.542	31.861	37.203	1'47.606	228,3	13:43'57.127
13	37.006	31.502	36.962	1'45.470	227,8	13:45'42.597
14	36.853	30.120	36.578	1'43.551	229,3	13:47'26.148
15	36.504	29.735	36.557	1'42.796	230,3	13:49'08.944
16	35.698	29.143	36.657	1'41.498	231,3	13:50'50.442
17	35.223	29.135	36.367	1'40.725	229,8	13:52'31.167
18	34.741	29.162	36.386	1'40.289	230,3	13:54'11.456
19	35.375	28.946	36.295	1'40.616	231,8	13:55'52.072
				Race Time 32'30.618		

17	38.013	31.574	38.959	1'48.546	229,3	13:54'02.907
18	37.100	31.674	39.105	1'47.879	234,8	13:55'50.786
				Race Time 32'29.332		

6 I. COHEN (1'38.763)						
Lap	Seg.1	Seg.2	Seg.3	Lap Time	km/h	Local Time
1		29.962	36.598	1'50.254		13:25'11.708
2	34.895	29.052	36.307	1'40.254	237,4	13:26'51.962
3	34.275	28.782	36.367	1'39.424	235,8	13:28'31.386
4	34.031	28.683	36.167	1'38.881	233,3	13:30'10.267
5	34.106	28.617	36.040	1'38.763	238,4	13:31'49.030
6	34.125	28.769	36.359	1'39.253	238,4	13:33'28.283
7	34.070	28.744	36.473	1'39.287	236,8	13:35'07.570
8	34.186	28.784	36.330	1'39.300	237,9	13:36'46.870
9	34.232	29.080	36.749	1'40.061	238,4	13:38'26.931
10	34.567	33.769	1'23.605	2'31.941P	236,8	13:40'58.872
11	45.044	33.997	40.074	1'59.115P	161,0	13:42'57.987
12	40.122	32.517	39.500	1'52.139	227,8	13:44'50.126
13	38.396	32.691	39.369	1'50.456	230,3	13:46'40.582
14	38.821	33.466	39.485	1'51.772	229,8	13:48'32.354
15	38.898	32.970	39.292	1'51.160	229,8	13:50'23.514
16	38.354	32.731	39.432	1'50.517	229,3	13:52'14.031
17	39.495	34.841	40.096	1'54.432	225,5	13:54'08.463
18	40.603	35.105	39.831	1'55.539	231,3	13:56'04.002
				Race Time 32'42.548		

15 S. ESTNER (1'39.178)						
Lap	Seg.1	Seg.2	Seg.3	Lap Time	km/h	Local Time
1		30.189	36.737	1'50.847		13:25'12.301
2	34.866	29.014	36.466	1'40.346	235,3	13:26'52.647
3	34.494	28.696	36.319	1'39.509	234,3	13:28'32.156
4	34.185	28.741	36.252	1'39.178	233,8	13:30'11.334
5	34.059	28.768	36.417	1'39.244	233,3	13:31'50.578
6	34.400	28.861	36.291	1'39.552	233,3	13:33'30.130
7	34.346	28.716	36.408	1'39.470	232,8	13:35'09.600
8	34.022	28.821	36.444	1'39.287	233,8	13:36'48.887
9	34.193	29.176	1'29.883	2'33.252P	233,3	13:39'22.139
10	44.301	34.657	39.928	1'58.886P	157,4	13:41'21.025
11	41.419	34.461	40.848	1'56.728	225,0	13:43'17.753
12	40.515	34.071	40.136	1'54.722	225,9	13:45'12.475
13	40.722	33.825	40.713	1'55.260	225,5	13:47'07.735
14	40.776	33.689	41.008	1'55.473	225,0	13:49'03.208
15	43.426	34.638	42.347	2'00.411	223,6	13:51'03.619
16	39.247	33.110	39.791	1'52.148	226,9	13:52'55.767
17	38.664	32.648	39.855	1'51.167	225,9	13:54'46.934
18	38.222	32.566	39.522	1'50.310	225,5	13:56'37.244
				Race Time 33'15.790		

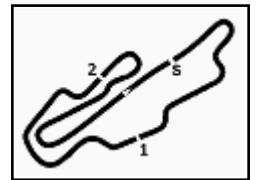
16 A. ESTNER (1'39.114)						
Lap	Seg.1	Seg.2	Seg.3	Lap Time	km/h	Local Time
1		29.516	36.393	1'46.989		13:25'08.443
2	34.551	28.914	36.190	1'39.655	233,8	13:26'48.098
3	34.283	28.778	36.315	1'39.376	233,3	13:28'27.474
4	34.698	28.912	36.336	1'39.946	231,8	13:30'07.420
5	34.122	28.715	36.277	1'39.114	231,8	13:31'46.534
6	34.883	28.777	36.405	1'40.065	232,3	13:33'26.599
7	34.196	28.805	36.535	1'39.536	232,3	13:35'06.135
8	34.861	28.742	36.461	1'40.064	232,3	13:36'46.199
9	34.335	28.691	36.573	1'39.599	233,3	13:38'25.798
10	34.461	33.726	1'26.197	2'34.384P	232,3	13:41'00.182
11	44.855	33.566	39.442	1'57.863P	164,4	13:42'58.045
12	40.122	33.384	39.537	1'53.043	226,4	13:44'51.088
13	39.206	32.934	39.734	1'51.874	225,9	13:46'42.962
14	39.560	33.359	40.072	1'52.991	225,0	13:48'35.953
15	39.919	33.523	39.390	1'52.832	225,0	13:50'28.785
16	38.868	32.628	39.266	1'50.762	225,9	13:52'19.547
17	42.179	34.531	39.482	1'56.192	225,0	13:54'15.739
18	39.165	32.974	40.825	1'52.964	224,1	13:56'08.703
				Race Time 32'47.249		

12 G. VAN BERLO (1'39.121)						
Lap	Seg.1	Seg.2	Seg.3	Lap Time	km/h	Local Time
1		30.391	36.602	1'51.676		13:25'13.130
2	35.043	29.165	36.196	1'40.404	233,3	13:26'53.534
3	34.504	28.749	36.135	1'39.388	232,3	13:28'32.922
4	34.276	28.719	36.143	1'39.138	232,3	13:30'12.060
5	34.204	28.679	36.238	1'39.121	232,3	13:31'51.181
6	34.102	28.970	36.480	1'39.552	233,3	13:33'30.733
7	34.309	28.662	36.465	1'39.436	233,3	13:35'10.169
8	34.100	28.783	36.281	1'39.164	233,8	13:36'49.333
9	34.181	29.077	36.980	1'40.238	234,3	13:38'29.571
10	34.839	33.501	1'38.787	2'47.127P	230,8	13:41'16.698
11	43.703	33.352	38.834	1'55.889P	166,4	13:43'12.587
12	38.196	32.227	38.496	1'48.919	224,1	13:45'01.506
13	38.064	31.854	38.461	1'48.379	223,6	13:46'49.885
14	37.931	31.233	38.826	1'47.990	224,1	13:48'37.875
15	38.056	32.244	38.633	1'48.933	226,4	13:50'26.808
16	37.390	31.436	38.727	1'47.553	225,0	13:52'14.361

20 Y. YE (1'38.367)						
Lap	Seg.1	Seg.2	Seg.3	Lap Time	km/h	Local Time
1		29.812	36.398	1'49.342		13:25'10.796
2	35.001	28.747	36.155	1'39.903	238,4	13:26'50.699
3	34.325	28.656	36.030	1'39.011	238,4	13:28'29.710
4	33.910	28.525	35.932	1'38.367	242,7	13:30'08.077
5	34.133	28.599	35.990	1'38.722	237,4	13:31'46.799
6	34.023	28.613	35.994	1'38.630	242,2	13:33'25.429
7	33.929	28.556	36.058	1'38.543	233,8	13:35'03.972
8	33.681	28.519	36.203	1'38.403	233,3	13:36'42.375
9	33.885	28.667	36.330	1'38.882	233,8	13:38'21.257
10	34.755	35.257	39.151	1'49.163	233,8	13:40'10.420
11	41.452	34.736	38.337	1'54.525	232,3	13:42'04.945
12	39.204	32.580	37.615	1'49.399	232,3	13:43'54.344
13	37.249	31.963	37.001	1'46.213	230,8	13:45'40.557
14	37.444	30.233	36.670	1'44.347	233,3	13:47'24.904

04/10/2020

P = Pits In/Out - C = Lap Time Cancelled



ACI Racing Weekend Mugello 01-04 Ottobre 2020

Euroformula Open - Analysis Race 2

Aut. Int. Mugello Auto 5.245 m

Start at 13:23'21.454

2 / 3

15	36.351	29.472	36.475	1'42.298	230,3	13:49'07.202	16	35.803	29.266	37.419	1'42.488	230,3	13:51'02.926
16	35.681	29.013	36.484	1'41.178	231,3	13:50'48.380	17	35.644	29.133	36.645	1'41.422	228,3	13:52'44.348
17	35.319	28.937	36.565	1'40.821	231,8	13:52'29.201	18	35.049	29.154	36.392	1'40.595	230,8	13:54'24.943
18	35.162	29.188	36.473	1'40.823	230,3	13:54'10.024	19	35.142	28.926	36.292	1'40.360	231,8	13:56'05.303
19	35.272	29.265	36.500	1'41.037	232,3	13:55'51.061							Race Time 32'43.849

Race Time 32'29.607

31 Z. MALONEY (1'39.771)

24 B. BARNICOAT (1'38.657)							31 Z. MALONEY (1'39.771)						
Lap	Seg.1	Seg.2	Seg.3	Lap Time	km/h	Local Time	Lap	Seg.1	Seg.2	Seg.3	Lap Time	km/h	Local Time
1		29.315	36.378	1'46.189		13:25'07.643	1		30.363	36.692	1'52.634		13:25'14.088
2	34.749	28.750	36.023	1'39.522	234,3	13:26'47.165	2	35.022	29.372	36.490	1'40.884	234,3	13:26'54.972
3	34.502	28.624	35.953	1'39.079	233,8	13:28'26.244	3	34.607	28.952	36.334	1'39.893	232,3	13:28'34.865
4	34.032	28.544	36.301	1'38.877	232,8	13:30'05.121	4	35.047	28.962	36.332	1'40.341	232,3	13:30'15.206
5	34.043	28.812	35.884	1'38.739	233,3	13:31'43.860	5	34.877	28.916	36.472	1'40.265	232,3	13:31'55.471
6	34.059	28.618	36.037	1'38.714	232,8	13:33'22.574	6	34.399	29.060	36.399	1'39.858	231,8	13:33'35.329
7	34.272	28.551	35.902	1'38.725	233,3	13:35'01.299	7	34.573	28.991	36.613	1'40.177	233,8	13:35'15.506
8	33.954	28.526	36.177	1'38.657	232,3	13:36'39.956	8	34.607	28.858	36.306	1'39.771	232,3	13:36'55.277
9	34.622	28.505	36.547	1'39.674	233,8	13:38'19.630	9	34.347	28.877	36.626	1'39.850	232,8	13:38'35.127
10	35.069	33.914	39.410	1'48.393	232,3	13:40'08.023	10	35.110	33.222	39.121	1'47.453	232,8	13:40'22.580
11	41.542	33.587	38.942	1'54.071	231,8	13:42'02.094	11	40.572	33.297	38.027	1'51.896	229,3	13:42'14.476
12	38.683	30.880	37.327	1'46.890	232,3	13:43'48.984	12	39.340	31.469	37.578	1'48.387	232,3	13:44'02.863
13	37.626	31.522	37.113	1'46.261	233,3	13:45'35.245	13	36.850	30.487	37.239	1'44.576	230,8	13:45'47.439
14	36.307	29.634	36.845	1'42.786	231,3	13:47'18.031	14	35.921	29.623	37.170	1'42.714	229,8	13:47'30.153
15	35.738	29.333	36.600	1'41.671	231,3	13:48'59.702	15	35.445	29.364	36.957	1'41.766	228,8	13:49'11.919
16	35.846	29.091	36.340	1'41.277	230,8	13:50'40.979	16	35.704	29.667	36.810	1'42.181	229,3	13:50'54.100
17	35.099	28.861	36.403	1'40.363	231,3	13:52'21.342	17	35.007	29.243	36.679	1'40.929	228,8	13:52'35.029
18	34.679	29.202	36.326	1'40.207	232,8	13:54'01.549	18	34.930	29.250	36.568	1'40.748	229,3	13:54'15.777
19	34.371	28.562	36.168	1'39.101	231,3	13:55'40.650	19	34.739	29.996	36.580	1'41.315	230,3	13:55'57.092

Race Time 32'19.196

33 M. MALDONADO (1'39.849)

25 A. BARDINON (1'41.172)							33 M. MALDONADO (1'39.849)						
Lap	Seg.1	Seg.2	Seg.3	Lap Time	km/h	Local Time	Lap	Seg.1	Seg.2	Seg.3	Lap Time	km/h	Local Time
1		31.257	37.443	1'53.928		13:25'15.382	1		30.891	36.654	1'51.629		13:25'13.083
2	36.744	30.153	37.041	1'43.938	231,3	13:26'59.320	2	35.682	29.147	36.507	1'41.336	234,3	13:26'54.419
3	35.796	29.938	36.839	1'42.573	230,8	13:28'41.893	3	34.798	28.845	36.290	1'39.933	234,3	13:28'34.352
4	35.186	29.569	36.978	1'41.733	229,3	13:30'23.626	4	35.116	28.931	36.437	1'40.484	233,3	13:30'14.836
5	36.018	29.902	36.786	1'42.706	229,8	13:32'06.332	5	34.885	28.828	36.296	1'40.009	232,3	13:31'54.845
6	35.026	29.180	36.966	1'41.172	231,8	13:33'47.504	6	34.730	28.927	36.376	1'40.033	231,3	13:33'34.878
7	34.913	29.425	37.068	1'41.406	230,8	13:35'28.910	7	34.711	28.806	36.332	1'39.849	231,8	13:35'14.727
8	34.674	29.674	37.189	1'41.537	230,8	13:37'10.447	8	34.792	28.893	36.300	1'39.985	231,3	13:36'54.712
9	35.487	29.450	1'30.740	2'35.677P	231,3	13:39'46.124	9	34.475	28.733	36.815	1'40.023	231,3	13:38'34.735
10	44.507	34.461	40.267	1'59.235P	169,5	13:41'45.359	10	34.697	32.981	39.030	1'46.708	231,8	13:40'21.443
11	40.237	34.019	41.848	1'56.104	224,5	13:43'41.463	11	41.046	33.555	38.095	1'52.696	229,3	13:42'14.139
12	39.428	45.169	39.994	2'04.591	224,1	13:45'46.054	12	38.968	31.854	37.754	1'48.576	229,3	13:44'02.715
13	45.718	36.280	40.713	2'02.711	203,8	13:47'48.765	13	38.024	30.861	37.520	1'46.405	228,8	13:45'49.120

Race Time 24'27.311

28 C. DAS (1'39.185)

28 C. DAS (1'39.185)							69 L. DUNNER (1'38.334)						
Lap	Seg.1	Seg.2	Seg.3	Lap Time	km/h	Local Time	Lap	Seg.1	Seg.2	Seg.3	Lap Time	km/h	Local Time
1		30.601	37.492	1'54.052		13:25'15.506	1		29.534	36.403	1'48.182		13:25'09.636
2	35.421	29.367	37.123	1'41.911	236,3	13:26'57.417	2	34.837	28.618	36.076	1'39.531	234,3	13:26'49.167
3	34.968	29.113	36.517	1'40.598	231,3	13:28'38.015	3	34.297	28.447	35.773	1'38.517	234,3	13:28'27.684
4	34.622	28.972	36.390	1'39.984	231,8	13:30'17.999	4	34.028	28.377	35.929	1'38.334	239,5	13:30'06.018
5	34.318	28.958	36.171	1'39.447	232,3	13:31'57.446	5	34.088	28.478	35.954	1'38.520	234,3	13:31'44.538
6	34.250	28.728	36.207	1'39.185	232,3	13:33'36.631	6	34.050	28.523	35.882	1'38.455	234,3	13:33'22.993
7	34.278	28.733	36.176	1'39.187	234,8	13:35'15.818	7	34.319	28.454	36.039	1'38.812	235,8	13:35'01.805
8	34.940	28.947	36.311	1'40.198	239,5	13:36'56.016	8	33.919	28.441	36.123	1'38.483	236,3	13:36'40.288
9	34.292	28.974	36.813	1'40.079	236,3	13:38'36.095	9	34.706	28.514	36.246	1'39.466	237,9	13:38'19.754
10	34.804	33.922	39.651	1'48.377	233,8	13:40'24.472	10	35.659	34.669	38.774	1'49.102	235,8	13:40'08.856
11	41.273	33.995	38.154	1'53.422	230,8	13:42'17.894							
12	39.420	32.138	37.499	1'49.057	229,8	13:44'06.951							
13	37.582	30.723	37.110	1'45.415	230,8	13:45'52.366							
14	37.257	30.193	36.921	1'44.371	229,8	13:47'36.737							
15	36.454	30.247	37.000	1'43.701	230,3	13:49'20.438							

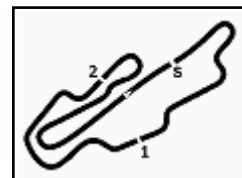
Race Time 32'43.341

69 L. DUNNER (1'38.334)

Lap	Seg.1	Seg.2	Seg.3	Lap Time	km/h	Local Time
1		29.534	36.403	1'48.182		13:25'09.636
2	34.837	28.618	36.076	1'39.531	234,3	13:26'49.167
3	34.297	28.447	35.773	1'38.517	234,3	13:28'27.684
4	34.028	28.377	35.929	1'38.334	239,5	13:30'06.018
5	34.088	28.478	35.954	1'38.520	234,3	13:31'44.538
6	34.050	28.523	35.882	1'38.455	234,3	13:33'22.993
7	34.319	28.454	36.039	1'38.812	235,8	13:35'01.805
8	33.919	28.441	36.123	1'38.483	236,3	13:36'40.288
9	34.706	28.514	36.246	1'39.466	237,9	13:38'19.754
10	35.659	34.669	38.774	1'49.102	235,8	13:40'08.856

04/10/2020

P = Pits In/Out - C = Lap Time Cancelled



Aut. Int. Mugello Auto 5.245 m

3 / 3

ACI Racing Weekend Mugello 01-04 Ottobre 2020

Euroformula Open - Analysis Race 2

Start at 13:23'21.454

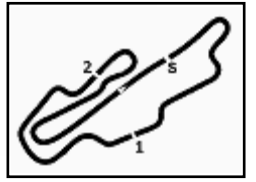
11	41.862	34.789	38.060	1'54.711	233,3	13:42'03.567
12	38.562	32.440	37.305	1'48.307	231,8	13:43'51.874
13	36.916	31.765	36.969	1'45.650	231,3	13:45'37.524
14	36.905	30.871	36.559	1'44.335	230,8	13:47'21.859
15	36.079	29.869	36.379	1'42.327	230,3	13:49'04.186
16	35.010	28.947	36.325	1'40.282	230,8	13:50'44.468
17	34.533	28.447	36.183	1'39.163	231,3	13:52'23.631
18	34.269	28.734	36.113	1'39.116	231,8	13:54'02.747
19	34.189	28.399	35.978	1'38.566	233,8	13:55'41.313
Race Time 32'19.859						

99 R. ANDRADE (1'40.535)

Lap	Seg.1	Seg.2	Seg.3	Lap Time	km/h	Local Time
1		30.850	37.624	1'55.032		13:25'16.486
2	36.233	30.095	36.958	1'43.286	235,8	13:26'59.772
3	35.915	29.780	36.976	1'42.671	236,8	13:28'42.443
4	35.527	29.344	36.385	1'41.256	235,8	13:30'23.699
5	35.236	29.336	36.564	1'41.136	233,8	13:32'04.835
6	34.817	29.332	36.614	1'40.763	232,8	13:33'45.598
7	34.830	29.363	36.740	1'40.933	232,3	13:35'26.531
8	34.711	29.215	36.609	1'40.535	233,3	13:37'07.066
9	34.691	29.336	36.892	1'40.919	232,3	13:38'47.985
10	35.378	33.326	1'56.700	3'05.404P	231,8	13:41'53.389
11	43.105	33.024	38.539	1'54.668P	169,0	13:43'48.057
12	39.272	33.152	39.067	1'51.491	225,0	13:45'39.548
13	40.117	32.505	39.287	1'51.909	227,4	13:47'31.457
14	38.911	34.171	39.047	1'52.129	227,4	13:49'23.586
15	38.908	32.158	39.476	1'50.542	227,4	13:51'14.128
16	37.959	31.772	38.997	1'48.728	225,9	13:53'02.856
17	37.292	31.722	38.923	1'47.937	226,4	13:54'50.793
18	37.266	31.471	38.447	1'47.184	226,4	13:56'37.977
Race Time 33'16.523						

04/10/2020

P = Pits In/Out - C = Lap Time Cancelled

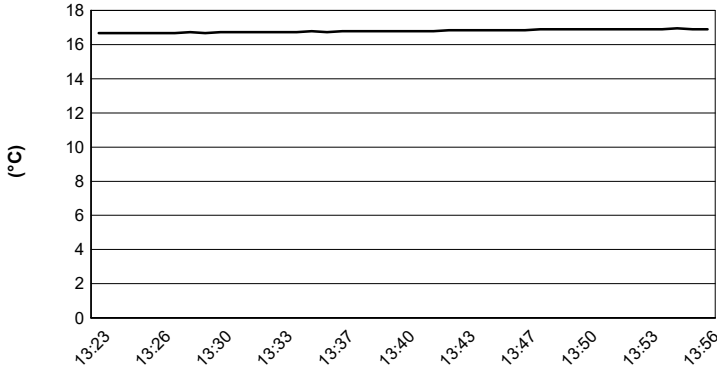


ACI Racing Weekend Mugello 01-04 Ottobre 2020

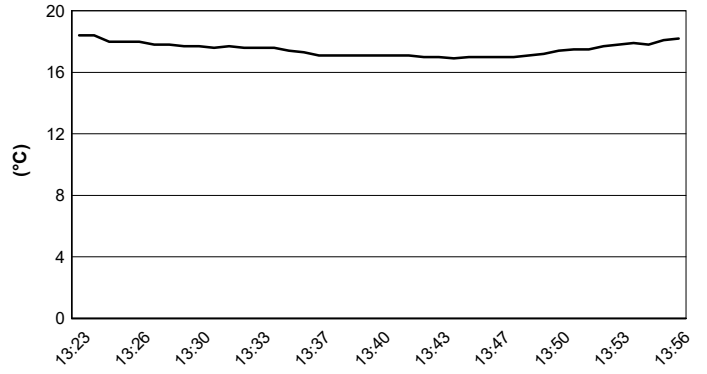
Euroformula Open - Weather Report Race 2

Session started 13:24 - Session ended 13:56

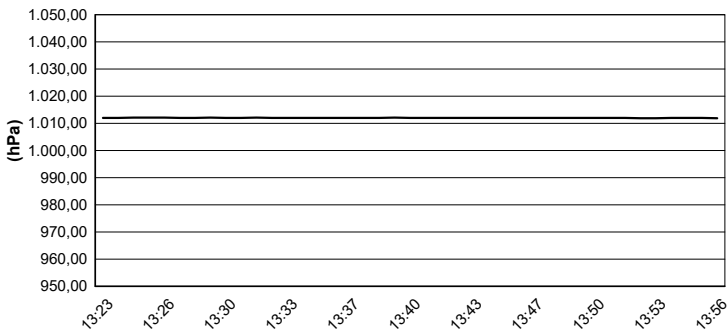
Air Temperature



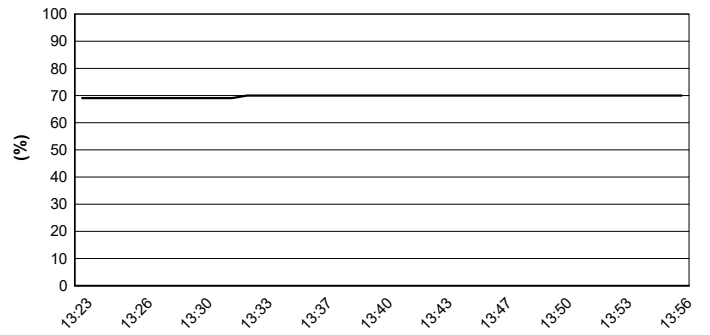
Track Temperature



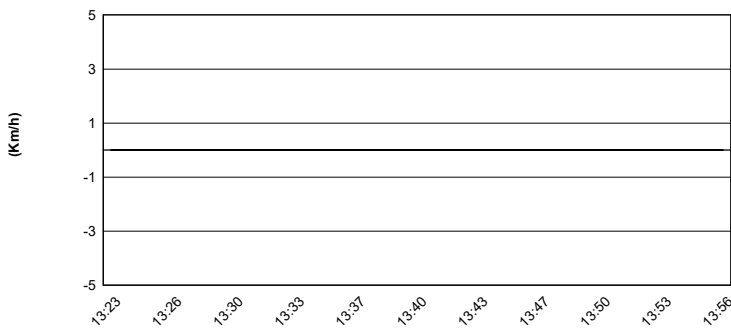
Air Pressure



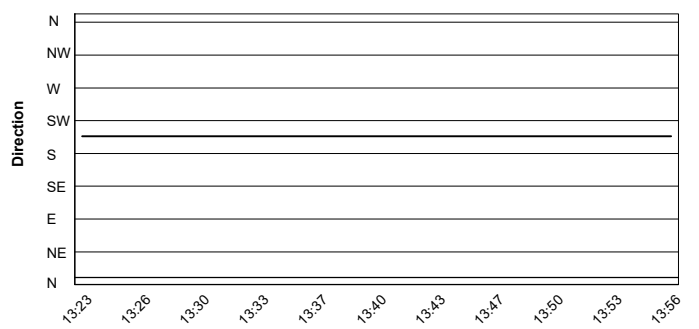
Humidity



Wind Speed



Wind Direction



04/10/2020