

Circuito de Barcelona
Euroformula Open
Free Practice - 3
Provisional Results



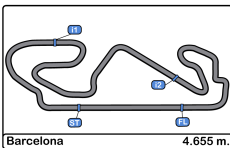
Clas	Nº	Entrant	Nat	Driver	Nat	Cat	Clas	Chassis - Engine	Team	Laps	Best	Time	Gap	Interval	Km/h
1	20	Cryptotower Racing Team	JPN	Yifei Ye	CHN			Dallara F320 Spiess	Cryptotower Racing Team	18	16	1:35.672			175.1
2	16	Van Amersfoort Racing	NLD	Andreas Estner	DEU			Dallara F320 HWA	Van Amersfoort Racing	14	11	1:35.750	0.078	0.078	175.0
3	26	Double R	GBR	Louis Foster	GBR			Dallara F320 HWA	Double R	17	15	1:35.804	0.132	0.054	174.9
4	28	Team Motopark	DEU	Cameron Das	USA			Dallara F320 Spiess	Team Motopark	17	16	1:35.961	0.289	0.157	174.6
5	31	Carlin	GBR	Zane Maloney	BRB	R	1	Dallara F320 Spiess	Carlin	20	16	1:36.136	0.464	0.175	174.3
6	69	Cryptotower Racing Team	JPN	Lukas Dunner	AUT			Dallara F320 Spiess	Cryptotower Racing Team	17	16	1:36.170	0.498	0.034	174.2
7	4	Team Motopark	DEU	Niklas Krütten	DEU	R	2	Dallara F320 Spiess	Team Motopark	19	15	1:36.187	0.515	0.017	174.2
8	12	DRIVEX	ESP	Glenn Van Berlo	NLD	R	3	Dallara F320 HWA	DRIVEX	16	13	1:36.235	0.563	0.048	174.1
9	25	Van Amersfoort Racing	NLD	Alexandre Bardinon	FRA			Dallara F320 HWA	Van Amersfoort Racing	18	14	1:36.319	0.647	0.084	173.9
10	15	Van Amersfoort Racing	NLD	Sebastian Estner	DEU	R	4	Dallara F320 HWA	Van Amersfoort Racing	15	14	1:36.338	0.666	0.019	173.9
11	33	Team Motopark	DEU	Manuel Maldonado	VEN			Dallara F320 Spiess	Team Motopark	17	15	1:36.359	0.687	0.021	173.9
12	34	DRIVEX	ESP	Rafael Villagomez	MEX	R	5	Dallara F320 HWA	DRIVEX	20	17	1:36.483	0.811	0.124	173.6
13	6	Carlin	GBR	Ido Cohen	ISR			Dallara F320 Spiess	Carlin	17	14	1:36.495	0.823	0.012	173.6
14	99	Cryptotower Racing Team	JPN	Rui Andrade	AGO			Dallara F320 Spiess	Cryptotower Racing Team	16	14	1:36.831	1.159	0.336	173.0
15	8	Double R	GBR	Matthias Lüthen	DEU	R	6	Dallara F320 HWA	Double R	21	16	1:38.053	2.381	1.222	170.9

Published at:.....

Track Temp: 15.6 °C Air Temp: 12.4 °C Humidity: 83 % Track Status: DRY

Stewards:	Race Director:	Timekeeper: 
-----------	----------------	---





Circuito de Barcelona
Euroformula Open
Free Practice - 3
Provisional Results by Class



Clas	Nº	Entrant	Nat	Driver	Nat	Cat	Clas	Chassis - Engine	Team	Laps	Best	Time	Gap	Interval	Km/h
1	20	Cryptotower Racing	JPN	Yifei Ye	CHN			Dallara F320 Spiess	Cryptotower Racing	18	16	1:35.672			175.1
2	16	Van Amersfoort	NLD	Andreas Estner	DEU			Dallara F320 HWA	Van Amersfoort	14	11	1:35.750	0.078	0.078	175.0
3	26	Double R	GBR	Louis Foster	GBR			Dallara F320 HWA	Double R	17	15	1:35.804	0.132	0.054	174.9
4	28	Team Motopark	DEU	Cameron Das	USA			Dallara F320 Spiess	Team Motopark	17	16	1:35.961	0.289	0.157	174.6
5	69	Cryptotower Racing	JPN	Lukas Dunner	AUT			Dallara F320 Spiess	Cryptotower Racing	17	16	1:36.170	0.498	0.209	174.2
6	25	Van Amersfoort	NLD	Alexandre Bardinon	FRA			Dallara F320 HWA	Van Amersfoort	18	14	1:36.319	0.647	0.149	173.9
7	33	Team Motopark	DEU	Manuel Maldonado	VEN			Dallara F320 Spiess	Team Motopark	17	15	1:36.359	0.687	0.040	173.9
8	6	Carlin	GBR	Ido Cohen	ISR			Dallara F320 Spiess	Carlin	17	14	1:36.495	0.823	0.136	173.6
9	99	Cryptotower Racing	JPN	Rui Andrade	AGO			Dallara F320 Spiess	Cryptotower Racing	16	14	1:36.831	1.159	0.336	173.0
Rookie															
1	31	Carlin	GBR	Zane Maloney	BRB	R	1	Dallara F320 Spiess	Carlin	20	16	1:36.136			174.3
2	4	Team Motopark	DEU	Niklas Krütten	DEU	R	2	Dallara F320 Spiess	Team Motopark	19	15	1:36.187	0.051	0.051	174.2
3	12	DRIVEX	ESP	Glenn Van Berlo	NLD	R	3	Dallara F320 HWA	DRIVEX	16	13	1:36.235	0.099	0.048	174.1
4	15	Van Amersfoort	NLD	Sebastian Estner	DEU	R	4	Dallara F320 HWA	Van Amersfoort	15	14	1:36.338	0.202	0.103	173.9
5	34	DRIVEX	ESP	Rafael Villagomez	MEX	R	5	Dallara F320 HWA	DRIVEX	20	17	1:36.483	0.347	0.145	173.6
6	8	Double R	GBR	Matthias Lüthen	DEU	R	6	Dallara F320 HWA	Double R	21	16	1:38.053	1.917	1.570	170.9

Published at:.....

Track Temp: 15.6 °C Air Temp: 12.4 °C Humidity: 83 % Track Status: DRY

Stewards:	Race Director:	Timekeeper: 
-----------	----------------	---





Circuit de Barcelona
Euroformula Open
Free Practice - 3
Lap Analysis



4

Niklas Krütten

Dallara F320 Spiess

8

Matthias Lüthen

Dallara F320 HWA

R

Team Motopark

R

Double R

Lap	D	Time	Sector 1	Sector 2	Sector 3	T. Spd	Elapsed	Lap	D	Time	Sector 1	Sector 2	Sector 3	T. Spd	Elapsed
1		9:02:12.264	9:00:53.214	42.232	36.818	166.4	9:02:12.264	1		9:02:11.979	9:00:49.366	45.282	37.331	153.1	9:02:11.979
2		1:45.950	31.031	39.096	35.823	222.2	9:03:58.214	2		1:58.693 P	33.114	40.799	44.780	197.0	9:04:10.672
3		1:39.320	29.479	37.294	32.547	231.2	9:05:37.534	3		2:25.337	1:14.169	38.130	33.038	181.8	9:06:36.009
4		1:38.972	29.177	37.055	32.740	233.7	9:07:16.506	4		1:42.075	30.340	38.897	32.838	234.7	9:08:18.084
5		1:43.376 P	29.069	36.753	37.554	234.7	9:08:59.882	5		1:39.442	29.334	37.511	32.597	235.8	9:09:57.526
6		4:52.074	3:30.576	45.005	36.493	171.1	9:13:51.956	6		1:40.029	29.595	37.441	32.993	234.7	9:11:37.555
7		1:41.970	30.800	38.453	32.717	219.0	9:15:33.926	7		1:39.455	29.308	37.597	32.550	233.7	9:13:17.010
8		1:38.134	29.219	36.768	32.147	230.2	9:17:12.060	8		1:39.084	29.228	37.345	32.511	233.7	9:14:56.094
9		1:37.475	29.049	36.631	31.795	231.2	9:18:49.535	9		1:48.889	29.315	37.018	42.556	233.7	9:16:44.983
10		1:37.321	28.950	36.549	31.822	232.7	9:20:26.856	10		1:38.760	29.332	37.114	32.314	235.8	9:18:23.743
11		1:43.454 P	28.996	36.504	37.954	233.2	9:22:10.310	11		1:54.157 P	29.333	36.904	47.920	233.7	9:20:17.900
12		8:47.401	7:33.341	40.440	33.620	167.7	9:30:57.711	12		6:17.203	4:48.895	41.603	46.705	127.2	9:26:35.103
13		1:44.336	30.158	37.741	36.437	222.2	9:32:42.047	13		1:41.719	30.579	38.170	32.970	231.2	9:28:16.822
14		1:36.484	28.988	36.077	31.419	231.2	9:34:18.531	14		1:38.568	29.142	37.038	32.388	233.2	9:29:55.390
15		1:36.187	28.733	36.079	31.375	232.2	9:35:54.718	15		1:38.524	29.298	36.900	32.326	233.7	9:31:33.914
16		1:36.271	28.645	36.150	31.476	232.7	9:37:30.989	16		1:38.053	29.053	36.735	32.265	234.7	9:33:11.967
17		1:43.169	28.705	41.055	33.409	233.7	9:39:14.158	17		1:43.805	29.180	41.184	33.441	234.2	9:34:55.772
18		1:41.347	31.925	37.433	31.989	231.7	9:40:55.505	18		1:42.910	28.922	37.882	36.106	234.2	9:36:38.682
19		1:43.221 P	29.065	36.699	37.457	234.2	9:42:38.726	19		1:38.455	29.013	37.011	32.431	234.2	9:38:17.137
20		1:38.383						20		1:38.383	28.975	37.021	32.387	234.2	9:39:55.520
21		1:46.818 P						21		1:46.818 P	29.248	37.273	40.297	234.7	9:41:42.338

6

Ido Cohen

Dallara F320 Spiess

Carlín

12

Glenn Van Berlo

Dallara F320 HWA

R

DRIVEX

Lap	D	Time	Sector 1	Sector 2	Sector 3	T. Spd	Elapsed	Lap	D	Time	Sector 1	Sector 2	Sector 3	T. Spd	Elapsed
1		9:02:04.209	9:00:41.788	44.090	38.331	173.6	9:02:04.209	1		9:02:06.323 P	9:00:46.452	40.386	39.485	132.3	9:02:06.323
2		1:50.202	33.309	40.495	36.398	225.9	9:03:54.411	2		2:21.611	1:05.430	39.271	36.910	180.0	9:04:27.934
3		1:39.461	29.320	37.341	32.800	235.8	9:05:33.872	3		1:38.475	29.361	36.950	32.164	234.7	9:06:06.409
4		1:38.324	29.067	36.854	32.403	238.9	9:07:12.196	4		1:37.617	28.976	36.673	31.968	236.8	9:07:44.026
5		1:37.767	28.807	36.792	32.168	237.8	9:08:49.963	5		1:37.618	28.913	36.707	31.998	237.3	9:09:21.644
6		1:37.367	28.658	36.589	32.120	236.8	9:10:27.330	6		1:37.818	28.832	37.000	31.986	237.8	9:10:59.462
7		1:37.412	28.621	36.489	32.302	237.3	9:12:04.742	7		1:37.718	28.898	36.753	32.067	236.8	9:12:37.180
8		1:49.534 P	28.702	37.765	43.067	237.3	9:13:54.276	8		1:41.176 P	28.872	36.928	35.376	239.4	9:14:18.356
9		11:25.375	10:05.547	42.782	37.046	154.5	9:25:19.651	9		16:49.366	15:26.517	44.838	38.011	177.6	9:31:07.722
10		1:50.581	31.731	42.700	36.150	229.7	9:27:10.232	10		1:43.879	29.859	39.270	34.750	234.2	9:32:51.601
11		1:36.629	28.693	36.222	31.714	236.3	9:28:46.861	11		1:36.652	28.713	36.435	31.504	236.3	9:34:28.253
12		1:41.149	30.378	37.355	33.416	237.8	9:30:28.010	12		1:36.400	28.641	36.227	31.532	237.3	9:36:04.653
13		1:41.745	28.833	39.221	33.691	236.8	9:32:09.755	13		1:36.235	28.542	36.224	31.469	237.8	9:37:40.888
14		1:36.495	28.667	36.173	31.655	235.8	9:33:46.250	14		1:36.304	28.542	36.158	31.604	238.4	9:39:17.192
15		1:37.051	28.525	35.973	32.553	237.3	9:35:23.301	15		1:36.889	28.429	36.323	32.137	239.4	9:40:54.081
16		1:36.903	28.645	36.363	31.895	236.8	9:37:00.204	16		1:41.428 P	29.581	36.202	35.645	238.4	9:42:35.509
17		1:48.014 P	28.385	36.268	43.361	239.4	9:38:48.218								





Circuit de Barcelona
Euroformula Open
Free Practice - 3
Lap Analysis



15

Sebastian Estner

Dallara F320 HWA

25

Alexandre Bardinon

Dallara F320 HWA

R

Van Amersfoort Racing

Van Amersfoort Racing

Lap	D	Time	Sector 1	Sector 2	Sector 3	T. Spd	Elapsed	Lap	D	Time	Sector 1	Sector 2	Sector 3	T. Spd	Elapsed
1		9:02:05.302	9:00:46.708	42.613	35.981	141.1	9:02:05.302	1		9:03:03.596	9:01:44.876	43.977	34.743	137.7	9:03:03.596
2		1:45.237	31.805	38.784	34.648	221.3	9:03:50.539	2		1:42.777	31.087	38.781	32.909	192.8	9:04:46.373
3		1:41.895	29.767	37.753	34.375	227.8	9:05:32.434	3		1:38.727	29.258	37.082	32.387	234.2	9:06:25.100
4		1:41.874	31.004	37.640	33.230	229.2	9:07:14.308	4		1:38.426	29.071	36.880	32.475	235.2	9:08:03.526
5		1:37.804	29.003	36.528	32.273	232.2	9:08:52.112	5		1:38.061	29.026	36.684	32.351	235.2	9:09:41.587
6		1:37.210	28.818	36.396	31.996	232.7	9:10:29.322	6		1:37.551	28.830	36.624	32.097	235.2	9:11:19.138
7		1:37.286	28.771	36.218	32.297	233.7	9:12:06.608	7		1:37.404	28.762	36.528	32.114	235.2	9:12:56.542
8		1:43.833 P	28.759	36.274	38.800	236.8	9:13:50.441	8		1:44.074 P	28.803	36.577	38.694	236.3	9:14:40.616
9		17:47.186	16:28.002	43.672	35.512	119.8	9:31:37.627	9		2:34.673 P	1:19.875	36.960	37.838	183.3	9:17:15.289
10		1:43.259	30.645	38.790	33.824	223.6	9:33:20.886	10		11:15.876	10:00.546	41.142	34.188	123.0	9:28:31.165
11		1:36.603	29.033	36.112	31.458	227.3	9:34:57.489	11		1:40.026	30.642	37.359	32.025	208.0	9:30:11.191
12		1:56.105	28.788	43.912	43.405	232.2	9:36:53.594	12		1:36.942	28.837	36.370	31.735	234.7	9:31:48.133
13		1:45.954	29.090	36.090	40.774	231.2	9:38:39.548	13		1:36.378	28.688	36.167	31.523	235.2	9:33:24.511
14		1:36.338	28.808	36.022	31.508	233.2	9:40:15.886	14		1:36.319	28.582	36.136	31.601	236.3	9:35:00.830
15		1:50.354 P	28.659	38.044	43.651	234.7	9:42:06.240	15		1:44.025	28.450	40.411	35.164	236.8	9:36:44.855

16

Andreas Estner

Dallara F320 HWA

Van Amersfoort Racing

Lap	D	Time	Sector 1	Sector 2	Sector 3	T. Spd	Elapsed
1		9:02:21.184 P	9:00:59.635	40.898	40.651	169.5	9:02:21.184
2		2:26.162	1:15.877	37.459	32.826	183.3	9:04:47.346
3		1:43.363	28.976	38.538	35.849	238.4	9:06:30.709
4		1:37.620	28.853	36.543	32.224	235.2	9:08:08.329
5		1:37.165	28.758	36.364	32.043	236.3	9:09:45.494
6		1:36.658	28.601	36.216	31.841	236.8	9:11:22.152
7		1:40.884 P	28.480	36.278	36.126	238.4	9:13:03.036
8		17:31.973	16:16.450	41.328	34.195	145.9	9:30:35.009
9		1:39.968	30.105	37.567	32.296	221.3	9:32:14.977
10		1:36.245	28.674	36.053	31.518	235.8	9:33:51.222
11		1:35.750	28.515	35.762	31.473	236.8	9:35:26.972
12		1:40.691	28.387	38.947	33.357	237.3	9:37:07.663
13		1:36.005	28.432	35.830	31.743	236.8	9:38:43.668
14		1:41.118 P	28.418	36.691	36.009	237.3	9:40:24.786

20

Yifei Ye

Dallara F320 Spiess

Cryptotower Racing Team

Lap	D	Time	Sector 1	Sector 2	Sector 3	T. Spd	Elapsed
1		9:02:29.737 P	9:00:57.681	45.067	46.989	157.4	9:02:29.737
2		4:29.768 P	3:12.008	39.367	38.393	177.9	9:06:59.505
3		2:20.038 P	1:00.665	39.412	39.961	182.4	9:09:19.543
4		2:58.700 P	1:42.566	37.880	38.254	183.9	9:12:18.243
5		3:55.485 P	2:36.415	39.888	39.182	169.0	9:16:13.728
6		2:19.990	1:02.088	39.772	38.130	181.5	9:18:33.718
7		1:37.328	28.999	36.482	31.847	232.7	9:20:11.046
8		1:41.388	28.813	38.949	33.626	234.7	9:21:52.434
9		1:37.233	28.779	36.545	31.909	235.2	9:23:29.667
10		1:37.807	28.792	36.426	32.589	234.7	9:25:07.474
11		1:37.044	28.774	36.403	31.867	234.2	9:26:44.518
12		1:43.466 P	28.786	36.408	38.272	235.2	9:28:27.984
13		6:20.413	5:07.485	39.564	33.364	179.7	9:34:48.397
14		1:42.219	29.931	38.048	34.240	224.0	9:36:30.616
15		1:35.992	28.752	35.953	31.287	232.7	9:38:06.608
16		1:35.672	28.597	35.853	31.222	233.7	9:39:42.280
17		1:35.707	28.535	35.911	31.261	233.7	9:41:17.987
18		1:42.680 P	28.574	35.931	38.175	233.7	9:43:00.667

26

Louis Foster

Dallara F320 HWA

Double R

Lap	D	Time	Sector 1	Sector 2	Sector 3	T. Spd	Elapsed
1		9:02:35.571 P	9:01:14.170	41.012	40.389	184.9	9:02:35.571
2		2:23.759	1:13.128	38.023	32.608	178.2	9:04:59.330
3		1:38.209	29.130	36.972	32.107	234.7	9:06:37.539
4		1:37.191	28.738	36.632	31.821	238.4	9:08:14.730
5		1:36.999	28.629	36.405	31.965	237.8	9:09:51.729
6		1:36.928	28.671	36.387	31.870	236.8	9:11:28.657
7		1:36.771	28.586	36.299	31.886	237.3	9:13:05.428
8		1:41.697 P	28.610	36.330	36.757	237.3	9:14:47.125
9		14:43.230	13:30.497	39.714	33.019	173.6	9:29:30.355
10		1:45.914	29.670	36.686	39.558	232.7	9:31:16.269
11		1:36.386	28.693	36.213	31.480	236.3	9:32:52.655
12		1:40.808	28.449	36.085	36.274	240.5	9:34:33.463
13		1:35.941	28.494	35.999	31.448	236.3	9:36:09.404
14		1:35.808	28.375	36.001	31.432	237.8	9:37:45.212
15		1:35.804	28.376	35.984	31.444	238.4	9:39:21.016
16		1:36.040	28.354	36.030	31.656	238.4	9:40:57.056
17		2:00.153 P	33.548	42.291	44.314	225.0	9:42:57.209





Circuit de Barcelona
Euroformula Open
Free Practice - 3
Lap Analysis



28

Cameron Das

Dallara F320 Spiess **33**

Manuel Maldonado

Dallara F320 Spiess

Team Motopark

Team Motopark

Lap	D	Time	Sector 1	Sector 2	Sector 3	T. Spd	Elapsed	Lap	D	Time	Sector 1	Sector 2	Sector 3	T. Spd	Elapsed
1		9:02:19.014 P	9:00:50.688	42.414	45.912	169.8	9:02:19.014	1		9:02:16.629 P	9:00:50.250	42.542	43.837	170.3	9:02:16.629
2		2:25.212 P	1:09.614	38.346	37.252	182.4	9:04:44.226	2		2:20.654	1:06.043	39.780	34.831	176.1	9:04:37.283
3		2:15.931 P	1:00.685	37.376	37.870	184.6	9:07:00.157	3		1:38.629	29.197	36.917	32.515	232.7	9:06:15.912
4		3:44.498	2:25.531	43.063	35.904	178.8	9:10:44.655	4		1:38.220	29.055	36.851	32.314	234.7	9:07:54.132
5		1:49.429	33.965	40.928	34.536	209.3	9:12:34.084	5		1:37.720	28.890	36.769	32.061	234.7	9:09:31.852
6		1:48.087	34.004	40.016	34.067	177.3	9:14:22.171	6		1:47.491 P	29.009	40.063	38.419	234.2	9:11:19.343
7		1:37.896	29.077	36.717	32.102	230.7	9:16:00.067	7		9:28.959	8:17.843	38.438	32.678	181.8	9:20:48.302
8		1:37.348	28.850	36.536	31.962	233.2	9:17:37.415	8		1:37.380	28.932	36.582	31.866	234.2	9:22:25.682
9		1:37.168	28.882	36.386	31.900	233.2	9:19:14.583	9		1:37.416	28.817	36.648	31.951	235.2	9:24:03.098
10		1:42.991 P	28.783	36.541	37.667	235.2	9:20:57.574	10		1:44.892 P	30.070	37.498	37.324	234.7	9:25:47.990
11		10:13.391	8:54.996	41.150	37.245	170.6	9:31:10.965	11		5:01.648	3:42.032	42.321	37.295	176.1	9:30:49.638
12		1:48.658	30.715	42.841	35.102	209.7	9:32:59.623	12		1:46.786	32.232	38.925	35.629	208.4	9:32:36.424
13		1:36.196	28.708	36.023	31.465	232.2	9:34:35.819	13		1:36.881	28.909	36.346	31.626	232.7	9:34:13.305
14		1:35.993	28.562	35.919	31.512	235.2	9:36:11.812	14		1:36.598	28.707	36.368	31.523	234.2	9:35:49.903
15		1:36.054	28.606	36.014	31.434	235.2	9:37:47.866	15		1:36.359	28.667	36.226	31.466	234.2	9:37:26.262
16		1:35.961	28.477	36.040	31.444	236.8	9:39:23.827	16		1:36.409	28.555	36.251	31.603	235.2	9:39:02.671
17		1:43.549 P	28.490	36.841	38.218	235.8	9:41:07.376	17		1:47.114 P	28.493	36.252	42.369	235.2	9:40:49.785

31

Zane Maloney

Dallara F320 Spiess **34**

Rafael Villagomez

Dallara F320 HWA

R

Carlin

R

DRIVEX

Lap	D	Time	Sector 1	Sector 2	Sector 3	T. Spd	Elapsed	Lap	D	Time	Sector 1	Sector 2	Sector 3	T. Spd	Elapsed
1		9:02:00.098	9:00:39.978	42.569	37.551	174.1	9:02:00.098	1		9:02:26.017	9:01:03.735	44.843	37.439	173.0	9:02:26.017
2		1:47.822	31.721	40.971	35.130	230.7	9:03:47.920	2		1:49.987	31.272	41.586	37.129	234.2	9:04:16.004
3		1:39.518	29.464	37.350	32.704	236.3	9:05:27.438	3		1:39.113	29.367	37.372	32.374	236.3	9:05:55.117
4		1:38.606	29.436	36.995	32.175	234.7	9:07:06.044	4		1:38.192	29.054	36.899	32.239	236.3	9:07:33.309
5		1:37.735	29.104	36.660	31.971	236.3	9:08:43.779	5		1:38.558	29.036	36.617	32.905	237.8	9:09:11.867
6		1:37.395	28.926	36.504	31.965	236.8	9:10:21.174	6		1:37.649	28.862	36.592	32.195	237.3	9:10:49.516
7		1:37.330	28.844	36.510	31.976	236.3	9:11:58.504	7		1:46.492	28.762	41.154	36.576	238.9	9:12:36.008
8		1:37.209	28.856	36.453	31.900	236.8	9:13:35.713	8		1:38.116	29.018	36.762	32.336	237.3	9:14:14.124
9		1:57.975 P	28.730	44.805	44.440	236.8	9:15:33.688	9		1:44.405 P	28.976	36.618	38.811	237.8	9:15:58.529
10		9:47.302	8:30.154	41.771	35.377	179.4	9:25:20.990	10		4:43.259	3:27.452	40.052	35.755	172.2	9:20:41.788
11		1:46.283	30.723	40.589	34.971	237.3	9:27:07.273	11		1:38.729	29.140	37.259	32.330	234.2	9:22:20.517
12		1:37.084	29.009	36.380	31.695	234.7	9:28:44.357	12		1:44.468 P	28.883	36.827	38.758	235.8	9:24:04.985
13		1:36.505	28.730	36.220	31.555	236.3	9:30:20.862	13		7:00.097	5:38.235	44.978	36.884	155.8	9:31:05.082
14		1:36.419	28.733	36.132	31.554	236.8	9:31:57.281	14		1:43.944	30.193	39.500	34.251	235.2	9:32:49.026
15		1:36.183	28.630	36.014	31.539	236.3	9:33:33.464	15		1:37.210	28.744	36.655	31.811	235.8	9:34:26.236
16		1:36.136	28.647	36.004	31.485	236.8	9:35:09.600	16		1:36.784	28.677	36.338	31.769	236.3	9:36:03.020
17		1:36.188	28.544	36.015	31.629	236.8	9:36:45.788	17		1:36.483	28.666	36.064	31.753	236.8	9:37:39.503
18		1:42.424	28.462	37.248	36.714	240.0	9:38:28.212	18		1:37.044	28.675	36.267	32.102	237.3	9:39:16.547
19		1:36.610	28.769	36.219	31.622	235.8	9:40:04.822	19		1:36.629	28.596	36.183	31.850	240.5	9:40:53.176
20		1:46.554 P	30.708	39.323	36.523	237.3	9:41:51.376	20		1:49.141 P	31.757	37.909	39.475	234.7	9:42:42.317





Circuit de Barcelona
Euroformula Open
Free Practice - 3
Lap Analysis



69

Lukas Dunner

Dallara F320 Spiess

Cryptotower Racing Team

Lap	D	Time	Sector 1	Sector 2	Sector 3	T. Spd	Elapsed
1		9:02:38.381	9:01:21.651	41.362	35.368	167.4	9:02:38.381
2		1:46.543	32.110	39.335	35.098	208.0	9:04:24.924
3		1:38.669	29.399	37.106	32.164	231.2	9:06:03.593
4		1:38.097	29.153	36.769	32.175	232.2	9:07:41.690
5		1:37.671	28.972	36.646	32.053	233.7	9:09:19.361
6		1:52.314 P	29.180	41.442	41.692	233.7	9:11:11.675
7		10:16.652	9:02.341	39.990	34.321	175.3	9:21:28.327
8		1:44.526	32.279	38.536	33.711	198.1	9:23:12.853
9		1:37.439	29.108	36.511	31.820	230.2	9:24:50.292
10		1:40.678	29.018	36.449	35.211	232.2	9:26:30.970
11		1:37.303	29.036	36.392	31.875	230.2	9:28:08.273
12		1:47.585 P	30.745	38.644	38.196	232.2	9:29:55.858
13		5:20.673	4:07.859	39.640	33.174	179.7	9:35:16.531
14		1:41.968	30.179	37.916	33.873	228.8	9:36:58.499
15		1:36.362	28.758	36.078	31.526	231.7	9:38:34.861
16		1:36.170	28.719	35.892	31.559	232.7	9:40:11.031
17		1:41.609 P	28.539	36.102	36.968	234.7	9:41:52.640

99

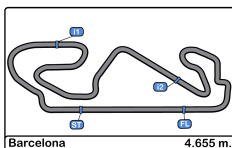
Rui Andrade

Dallara F320 Spiess

Cryptotower Racing Team

Lap	D	Time	Sector 1	Sector 2	Sector 3	T. Spd	Elapsed
1		9:02:59.178 P	9:01:35.499	41.652	42.027	178.8	9:02:59.178
2		2:24.495 P	1:02.733	40.034	41.728	180.3	9:05:23.673
3		2:18.417 P	1:02.689	37.698	38.030	182.4	9:07:42.090
4		5:40.216	4:25.172	41.094	33.950	173.6	9:13:22.306
5		1:40.830	30.798	37.470	32.562	206.8	9:15:03.136
6		1:40.477	29.990	37.126	33.361	233.7	9:16:43.613
7		1:44.532	31.792	37.344	35.396	232.2	9:18:28.145
8		1:39.087	29.533	37.098	32.456	233.2	9:20:07.232
9		1:38.712	29.408	36.858	32.446	232.7	9:21:45.944
10		1:44.640 P	29.107	36.893	38.640	233.7	9:23:30.584
11		10:29.088	9:15.060	40.913	33.115	133.4	9:33:59.672
12		1:41.150	30.883	37.782	32.485	208.4	9:35:40.822
13		1:36.977	28.796	36.393	31.788	233.2	9:37:17.799
14		1:36.831	28.753	36.289	31.789	233.7	9:38:54.630
15		1:37.077	28.808	36.321	31.948	232.7	9:40:31.707
16		1:44.022 P	28.834	36.561	38.627	233.2	9:42:15.729



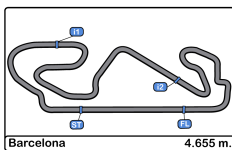


Circuito de Barcelona
Euroformula Open
Free Practice - 3
Best Sectors Results



Sector - 1				Sector - 2				Sector - 3				Ideal Lap vs Best Lap				
Clas	Nº	Driver	Time	Nº	Driver	Time	Nº	Driver	Time	Clas	Nº	Driver	Ideal Lap	Best Lap	Clas	
1	26	Louis Foster	28.354	16	Andreas Estner	35.762	20	Yifei Ye	31.222	1	20	Yifei Ye	1:35.610	1:35.672	1	
2	6	Ido Cohen	28.385	20	Yifei Ye	35.853	4	Niklas Krütten	31.375	2	16	Andreas Estner	1:35.622	1:35.750	2	
3	16	Andreas Estner	28.387	69	Lukas Dunner	35.892	26	Louis Foster	31.432	3	26	Louis Foster	1:35.770	1:35.804	3	
4	12	Glenn Van Berlo	28.429	28	Cameron Das	35.919	28	Cameron Das	31.434	4	28	Cameron Das	1:35.830	1:35.961	4	
5	25	Alexandre Bardinon	28.450	6	Ido Cohen	35.973	15	Sebastian Estner	31.458	5	31	Zane Maloney	1:35.951	1:36.136	5	
6	31	Zane Maloney	28.462	26	Louis Foster	35.984	33	Manuel Maldonado	31.466	6	69	Lukas Dunner	1:35.957	1:36.170	6	
7	28	Cameron Das	28.477	31	Zane Maloney	36.004	12	Glenn Van Berlo	31.469	7	6	Ido Cohen	1:36.013	1:36.495	13	
8	33	Manuel Maldonado	28.493	15	Sebastian Estner	36.022	16	Andreas Estner	31.473	8	12	Glenn Van Berlo	1:36.056	1:36.235	8	
9	20	Yifei Ye	28.535	34	Rafael Villagomez	36.064	31	Zane Maloney	31.485	9	4	Niklas Krütten	1:36.097	1:36.187	7	
10	69	Lukas Dunner	28.539	4	Niklas Krütten	36.077	25	Alexandre Bardinon	31.523	10	25	Alexandre Bardinon	1:36.109	1:36.319	9	
11	34	Rafael Villagomez	28.596	25	Alexandre Bardinon	36.136	69	Lukas Dunner	31.526	11	15	Sebastian Estner	1:36.139	1:36.338	10	
12	4	Niklas Krütten	28.645	12	Glenn Van Berlo	36.158	6	Ido Cohen	31.655	12	33	Manuel Maldonado	1:36.185	1:36.359	11	
13	15	Sebastian Estner	28.659	33	Manuel Maldonado	36.226	34	Rafael Villagomez	31.753	13	34	Rafael Villagomez	1:36.413	1:36.483	12	
14	99	Rui Andrade	28.753	99	Rui Andrade	36.289	99	Rui Andrade	31.788	14	99	Rui Andrade	1:36.830	1:36.831	14	
15	8	Matthias Lüthen	28.922	8	Matthias Lüthen	36.735	8	Matthias Lüthen	32.265	15	8	Matthias Lüthen	1:37.922	1:38.053	15	



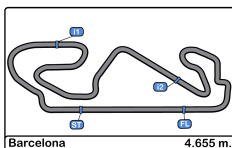


Circuito de Barcelona
Euroformula Open
Free Practice - 3
Best 5 Lap Times



Cls	Nº	Entrant	Nat	Driver	Nat	Cat	Cls	Chassis - Engine	Team	Best 1		Best 2		Best 3		Best 4		Best 5	
										Time	Lap	Time	Lap	Time	Lap	Time	Lap	Time	Lap
1	20	Cryptotower Racing		Yifei Ye				Dallara F320 Spiess	Cryptotower Racing	1:35.672	16	1:35.707	17	1:35.992	15	1:37.044	11	1:37.233	9
2	16	Van Amersfoort Racing		Andreas Estner				Dallara F320 HWA	Van Amersfoort Racing	1:35.750	11	1:36.005	13	1:36.245	10	1:36.658	6	1:37.165	5
3	26	Double R		Louis Foster				Dallara F320 HWA	Double R	1:35.804	15	1:35.808	14	1:35.941	13	1:36.040	16	1:36.386	11
4	28	Team Motopark		Cameron Das				Dallara F320 Spiess	Team Motopark	1:35.961	16	1:35.993	14	1:36.054	15	1:36.196	13	1:37.168	9
5	31	Carlin		Zane Maloney		R	1	Dallara F320 Spiess	Carlin	1:36.136	16	1:36.183	15	1:36.188	17	1:36.419	14	1:36.505	13
6	69	Cryptotower Racing		Lukas Dunner				Dallara F320 Spiess	Cryptotower Racing	1:36.170	16	1:36.362	15	1:37.303	11	1:37.439	9	1:37.671	5
7	4	Team Motopark		Niklas Krütten		R	2	Dallara F320 Spiess	Team Motopark	1:36.187	15	1:36.271	16	1:36.484	14	1:37.321	10	1:37.475	9
8	12	DRIVEX		Glenn Van Berlo		R	3	Dallara F320 HWA	DRIVEX	1:36.235	13	1:36.304	14	1:36.400	12	1:36.652	11	1:36.889	15
9	25	Van Amersfoort Racing		Alexandre Bardinon				Dallara F320 HWA	Van Amersfoort Racing	1:36.319	14	1:36.378	13	1:36.942	12	1:36.964	17	1:37.404	7
10	15	Van Amersfoort Racing		Sebastian Estner		R	4	Dallara F320 HWA	Van Amersfoort Racing	1:36.338	14	1:36.603	11	1:37.210	6	1:37.286	7	1:37.804	5
11	33	Team Motopark		Manuel Maldonado				Dallara F320 Spiess	Team Motopark	1:36.359	15	1:36.409	16	1:36.598	14	1:36.881	13	1:37.380	8
12	34	DRIVEX		Rafael Villagomez		R	5	Dallara F320 HWA	DRIVEX	1:36.483	17	1:36.629	19	1:36.784	16	1:37.044	18	1:37.210	15
13	6	Carlin		Ido Cohen				Dallara F320 Spiess	Carlin	1:36.495	14	1:36.629	11	1:36.903	16	1:37.051	15	1:37.367	6
14	99	Cryptotower Racing		Rui Andrade				Dallara F320 Spiess	Cryptotower Racing	1:36.831	14	1:36.977	13	1:37.077	15	1:38.712	9	1:39.087	8
15	8	Double R		Matthias Lüthen		R	6	Dallara F320 HWA	Double R	1:38.053	16	1:38.383	20	1:38.455	19	1:38.524	15	1:38.568	14



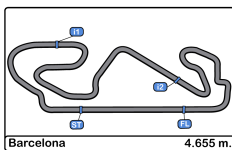


Circuito de Barcelona
Euroformula Open
Free Practice - 3
Best 5 Top Speeds



Cls	Nº	Entrant	Nat	Driver	Nat	Cat	Cls	Chassis - Engine	Team	Top 1		Top 2		Top 3		Top 4		Top 5		Avg
										Km/h	Lap	Km/h	Lap	Km/h	Lap	Km/h	Lap	Km/h	Lap	
1	26	Double R	GBR	Louis Foster	GBR			Dallara F320 HWA	Double R	240.5	12	238.4	4	238.4	15	238.4	16	237.8	5	238.7
2	34	DRIVEX	ESP	Rafael Villagomez	MEX	R	1	Dallara F320 HWA	DRIVEX	240.5	19	238.9	7	237.8	5	237.8	9	237.3	6	238.5
3	31	Carlin	GBR	Zane Maloney	BRB	R	2	Dallara F320 Spiess	Carlin	240.0	18	237.3	11	237.3	20	236.8	6	236.8	8	237.6
4	6	Carlin	GBR	Ido Cohen	ISR			Dallara F320 Spiess	Carlin	239.4	17	238.9	4	237.8	5	237.8	12	237.3	7	238.3
5	12	DRIVEX	ESP	Glenn Van Berlo	NLD	R	3	Dallara F320 HWA	DRIVEX	239.4	8	239.4	15	238.4	14	238.4	16	237.8	6	238.7
6	16	Van Amersfoort Racing	NLD	Andreas Estner	DEU			Dallara F320 HWA	Van Amersfoort Racing	238.4	3	238.4	7	237.3	12	237.3	14	236.8	6	237.6
7	15	Van Amersfoort Racing	NLD	Sebastian Estner	DEU	R	4	Dallara F320 HWA	Van Amersfoort Racing	236.8	8	234.7	15	233.7	7	233.2	14	232.7	6	234.2
8	25	Van Amersfoort Racing	NLD	Alexandre Bardinon	FRA			Dallara F320 HWA	Van Amersfoort Racing	236.8	15	236.8	18	236.3	8	236.3	14	235.8	16	236.4
9	28	Team Motopark	DEU	Cameron Das	USA			Dallara F320 Spiess	Team Motopark	236.8	16	235.8	17	235.2	10	235.2	14	235.2	15	235.7
10	8	Double R	GBR	Matthias Lüthen	DEU	R	5	Dallara F320 HWA	Double R	235.8	5	235.8	10	234.7	4	234.7	6	234.7	16	235.1
11	20	Cryptotower Racing	JPN	Yifei Ye	CHN			Dallara F320 Spiess	Cryptotower Racing	235.2	9	235.2	12	234.7	8	234.7	10	234.2	11	234.8
12	33	Team Motopark	DEU	Manuel Maldonado	VEN			Dallara F320 Spiess	Team Motopark	235.2	9	235.2	16	235.2	17	234.7	4	234.7	5	235.0
13	4	Team Motopark	DEU	Niklas Krütten	DEU	R	6	Dallara F320 Spiess	Team Motopark	234.7	5	234.2	19	233.7	4	233.7	17	233.2	11	233.9
14	69	Cryptotower Racing	JPN	Lukas Dunner	AUT			Dallara F320 Spiess	Cryptotower Racing	234.7	17	233.7	5	233.7	6	232.7	16	232.2	4	233.4
15	99	Cryptotower Racing	JPN	Rui Andrade	AGO			Dallara F320 Spiess	Cryptotower Racing	233.7	6	233.7	10	233.7	14	233.2	8	233.2	13	233.5



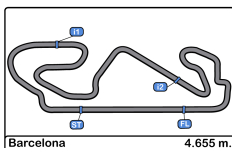


Circuito de Barcelona
Euroformula Open
Free Practice - 3
Fastest Laps Sequence



Lap	Time of Day	Session Time	Nº	Entrant	Nat	Driver	Nat	Cat	Chassis - Engine	Team	Time	Km/h
2	9:03:47.920	3:47.920	31	Carlin	GBR	Zane Maloney	BRB	R	Dallara F320 Spiess	Carlin	1:47.822	155.4
2	9:03:50.539	3:50.539	15	Van Amersfoort Racing	NLD	Sebastian Estner	DEU	R	Dallara F320 HWA	Van Amersfoort Racing	1:45.237	159.2
2	9:04:46.373	4:46.373	25	Van Amersfoort Racing	NLD	Alexandre Bardinon	FRA		Dallara F320 HWA	Van Amersfoort Racing	1:42.777	163.0
3	9:05:27.438	5:27.438	31	Carlin	GBR	Zane Maloney	BRB	R	Dallara F320 Spiess	Carlin	1:39.518	168.3
3	9:05:33.872	5:33.872	6	Carlin	GBR	Ido Cohen	ISR		Dallara F320 Spiess	Carlin	1:39.461	168.4
3	9:05:37.534	5:37.534	4	Team Motopark	DEU	Niklas Krütten	DEU	R	Dallara F320 Spiess	Team Motopark	1:39.320	168.7
3	9:05:55.117	5:55.117	34	DRIVEX	ESP	Rafael Villagomez	MEX	R	Dallara F320 HWA	DRIVEX	1:39.113	169.0
3	9:06:03.593	6:03.593	69	Cryptotower Racing Team	JPN	Lukas Dunner	AUT		Dallara F320 Spiess	Cryptotower Racing Team	1:38.669	169.8
3	9:06:06.409	6:06.409	12	DRIVEX	ESP	Glenn Van Berlo	NLD	R	Dallara F320 HWA	DRIVEX	1:38.475	170.1
3	9:06:37.539	6:37.539	26	Double R	GBR	Louis Foster	GBR		Dallara F320 HWA	Double R	1:38.209	170.6
4	9:07:33.309	7:33.309	34	DRIVEX	ESP	Rafael Villagomez	MEX	R	Dallara F320 HWA	DRIVEX	1:38.192	170.6
4	9:07:41.690	7:41.690	69	Cryptotower Racing Team	JPN	Lukas Dunner	AUT		Dallara F320 Spiess	Cryptotower Racing Team	1:38.097	170.8
4	9:07:44.026	7:44.026	12	DRIVEX	ESP	Glenn Van Berlo	NLD	R	Dallara F320 HWA	DRIVEX	1:37.617	171.6
4	9:08:14.730	8:14.730	26	Double R	GBR	Louis Foster	GBR		Dallara F320 HWA	Double R	1:37.191	172.4
5	9:09:45.494	9:45.494	16	Van Amersfoort Racing	NLD	Andreas Estner	DEU		Dallara F320 HWA	Van Amersfoort Racing	1:37.165	172.4
5	9:09:51.729	9:51.729	26	Double R	GBR	Louis Foster	GBR		Dallara F320 HWA	Double R	1:36.999	172.7
6	9:11:22.152	11:22.152	16	Van Amersfoort Racing	NLD	Andreas Estner	DEU		Dallara F320 HWA	Van Amersfoort Racing	1:36.658	173.3
11	9:28:46.861	28:46.861	6	Carlin	GBR	Ido Cohen	ISR		Dallara F320 Spiess	Carlin	1:36.629	173.4
13	9:30:20.862	30:20.862	31	Carlin	GBR	Zane Maloney	BRB	R	Dallara F320 Spiess	Carlin	1:36.505	173.6
14	9:31:57.281	31:57.281	31	Carlin	GBR	Zane Maloney	BRB	R	Dallara F320 Spiess	Carlin	1:36.419	173.8
11	9:32:52.655	32:52.655	26	Double R	GBR	Louis Foster	GBR		Dallara F320 HWA	Double R	1:36.386	173.8
13	9:33:24.511	33:24.511	25	Van Amersfoort Racing	NLD	Alexandre Bardinon	FRA		Dallara F320 HWA	Van Amersfoort Racing	1:36.378	173.8
15	9:33:33.464	33:33.464	31	Carlin	GBR	Zane Maloney	BRB	R	Dallara F320 Spiess	Carlin	1:36.183	174.2
16	9:35:09.600	35:09.600	31	Carlin	GBR	Zane Maloney	BRB	R	Dallara F320 Spiess	Carlin	1:36.136	174.3
11	9:35:26.972	35:26.972	16	Van Amersfoort Racing	NLD	Andreas Estner	DEU		Dallara F320 HWA	Van Amersfoort Racing	1:35.750	175.0
16	9:39:42.280	39:42.280	20	Cryptotower Racing Team	JPN	Yifei Ye	CHN		Dallara F320 Spiess	Cryptotower Racing Team	1:35.672	175.1



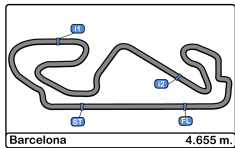


Circuito de Barcelona
Euroformula Open
Free Practice - 3
Event Best Maximum Speed



Nº	Entrant	Nat	Driver	Nat	Cat	Clas	Chassis - Engine	Team	Km/h	Session
34	DRIVEX	ESP	Rafael Villagomez	MEX	R	1	Dallara F320 HWA	DRIVEX	244.3	Free Practice - 2
16	Van Amersfoort Racing	NLD	Andreas Estner	DEU			Dallara F320 HWA	Van Amersfoort Racing	241.6	Free Practice - 2
26	Double R	GBR	Louis Foster	GBR			Dallara F320 HWA	Double R	240.5	Free Practice - 3
31	Carlin	GBR	Zane Maloney	BRB	R	2	Dallara F320 Spiess	Carlin	240.0	Free Practice - 3
12	DRIVEX	ESP	Glenn Van Berlo	NLD	R	3	Dallara F320 HWA	DRIVEX	239.4	Free Practice - 3
6	Carlin	GBR	Ido Cohen	ISR			Dallara F320 Spiess	Carlin	239.4	Free Practice - 3
25	Van Amersfoort Racing	NLD	Alexandre Bardinon	FRA			Dallara F320 HWA	Van Amersfoort Racing	238.4	Free Practice - 2
15	Van Amersfoort Racing	NLD	Sebastian Estner	DEU	R	4	Dallara F320 HWA	Van Amersfoort Racing	237.3	Free Practice - 1
4	Team Motopark	DEU	Niklas Krütten	DEU	R	5	Dallara F320 Spiess	Team Motopark	236.8	Free Practice - 2
69	Cryptotower Racing Team	JPN	Lukas Dunner	AUT			Dallara F320 Spiess	Cryptotower Racing Team	236.8	Free Practice - 2
28	Team Motopark	DEU	Cameron Das	USA			Dallara F320 Spiess	Team Motopark	236.8	Free Practice - 3
33	Team Motopark	DEU	Manuel Maldonado	VEN			Dallara F320 Spiess	Team Motopark	236.3	Free Practice - 1
8	Double R	GBR	Matthias Lüthen	DEU	R	6	Dallara F320 HWA	Double R	236.3	Free Practice - 2
20	Cryptotower Racing Team	JPN	Yifei Ye	CHN			Dallara F320 Spiess	Cryptotower Racing Team	235.2	Free Practice - 2
99	Cryptotower Racing Team	JPN	Rui Andrade	AGO			Dallara F320 Spiess	Cryptotower Racing Team	234.7	Free Practice - 2





Circuit de Barcelona
Euroformula Open
Free Practice - 3
Pit Stop Analysis



4 Niklas Krütten R Team Motopark
 Dallara F320 Spiess

Nr.	In Day Time	In Time	Out Time	Pit Time	T. Pit Time	Handicap	Penalty
1	9:08:57.285	9:08:57.285	9:11:55.806	2:58.521	2:58.521		
2	9:22:07.739	9:22:07.739	9:29:10.348	7:02.609	10:01.130		

6 Ido Cohen Carlin
 Dallara F320 Spiess

Nr.	In Day Time	In Time	Out Time	Pit Time	T. Pit Time	Handicap	Penalty
1	9:13:51.769	9:13:51.769	9:23:22.297	9:30.528	9:30.528		

8 Matthias Lüthen R Double R
 Dallara F320 HWA

Nr.	In Day Time	In Time	Out Time	Pit Time	T. Pit Time	Handicap	Penalty
1	9:04:08.189	9:04:08.189	9:04:34.803	26.614	26.614		
2	9:20:15.386	9:20:15.386	9:24:30.232	4:14.846	4:41.460		

12 Glenn Van Berlo R DRIVEX
 Dallara F320 HWA

Nr.	In Day Time	In Time	Out Time	Pit Time	T. Pit Time	Handicap	Penalty
1	9:02:03.960	9:02:03.960	9:02:28.035	24.075	24.075		
2	9:14:16.235	9:14:16.235	9:29:12.291	14:56.056	15:20.131		

15 Sebastian Estner R Van Amersfoort Racing
 Dallara F320 HWA

Nr.	In Day Time	In Time	Out Time	Pit Time	T. Pit Time	Handicap	Penalty
1	9:13:47.960	9:13:47.960	9:29:38.909	15:50.949	15:50.949		

16 Andreas Estner Van Amersfoort Racing
 Dallara F320 HWA

Nr.	In Day Time	In Time	Out Time	Pit Time	T. Pit Time	Handicap	Penalty
1	9:02:18.175	9:02:18.175	9:02:51.305	33.130	33.130		
2	9:13:00.572	9:13:00.572	9:28:42.768	15:42.196	16:15.326		

20 Yifei Ye Cryptotower Racing Team
 Dallara F320 Spiess

Nr.	In Day Time	In Time	Out Time	Pit Time	T. Pit Time	Handicap	Penalty
1	9:02:27.140	9:02:27.140	9:05:11.194	2:44.054	2:44.054		
2	9:06:56.740	9:06:56.740	9:07:21.302	24.562	3:08.616		
3	9:09:16.849	9:09:16.849	9:10:24.254	1:07.405	4:16.021		
4	9:12:15.626	9:12:15.626	9:14:21.871	2:06.245	6:22.266		
5	9:16:10.973	9:16:10.973	9:16:35.980	25.007	6:47.273		
6	9:28:25.328	9:28:25.328	9:33:03.411	4:38.083	11:25.356		

25 Alexandre Bardinon Van Amersfoort Racing
 Dallara F320 HWA

Nr.	In Day Time	In Time	Out Time	Pit Time	T. Pit Time	Handicap	Penalty
1	9:14:38.207	9:14:38.207	9:15:21.390	43.183	43.183		
2	9:17:12.869	9:17:12.869	9:26:37.553	9:24.684	10:07.867		

26 Louis Foster Double R
 Dallara F320 HWA

Nr.	In Day Time	In Time	Out Time	Pit Time	T. Pit Time	Handicap	Penalty
1	9:02:32.577	9:02:32.577	9:03:02.289	29.712	29.712		
2	9:14:44.514	9:14:44.514	9:27:42.996	12:58.482	13:28.194		

28 Cameron Das Team Motopark
 Dallara F320 Spiess

Nr.	In Day Time	In Time	Out Time	Pit Time	T. Pit Time	Handicap	Penalty
1	9:02:15.566	9:02:15.566	9:02:47.489	31.923	31.923		
2	9:04:41.701	9:04:41.701	9:05:04.895	23.194	55.117		
3	9:06:57.466	9:06:57.466	9:08:53.332	1:55.866	2:50.983		
4	9:20:55.059	9:20:55.059	9:29:17.210	8:22.151	11:13.134		

31 Zane Maloney R Carlin
 Dallara F320 Spiess

Nr.	In Day Time	In Time	Out Time	Pit Time	T. Pit Time	Handicap	Penalty
1	9:15:31.177	9:15:31.177	9:23:31.886	8:00.709	8:00.709		

33 Manuel Maldonado Team Motopark
 Dallara F320 Spiess

Nr.	In Day Time	In Time	Out Time	Pit Time	T. Pit Time	Handicap	Penalty
1	9:02:13.364	9:02:13.364	9:02:42.485	29.121	29.121		
2	9:11:16.582	9:11:16.582	9:19:00.799	7:44.217	8:13.338		
3	9:25:45.144	9:25:45.144	9:28:56.836	3:11.692	11:25.030		

34 Rafael Villagomez R DRIVEX
 Dallara F320 HWA

Nr.	In Day Time	In Time	Out Time	Pit Time	T. Pit Time	Handicap	Penalty
1	9:15:56.028	9:15:56.028	9:18:51.905	2:55.877	2:55.877		
2	9:24:02.440	9:24:02.440	9:29:07.845	5:05.405	8:01.282		

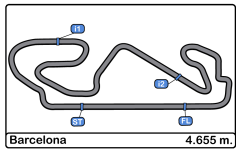
69 Lukas Dunner Cryptotower Racing Team
 Dallara F320 Spiess

Nr.	In Day Time	In Time	Out Time	Pit Time	T. Pit Time	Handicap	Penalty
1	9:11:08.662	9:11:08.662	9:19:41.346	8:32.684	8:32.684		
2	9:29:53.282	9:29:53.282	9:33:30.618	3:37.336	12:10.020		

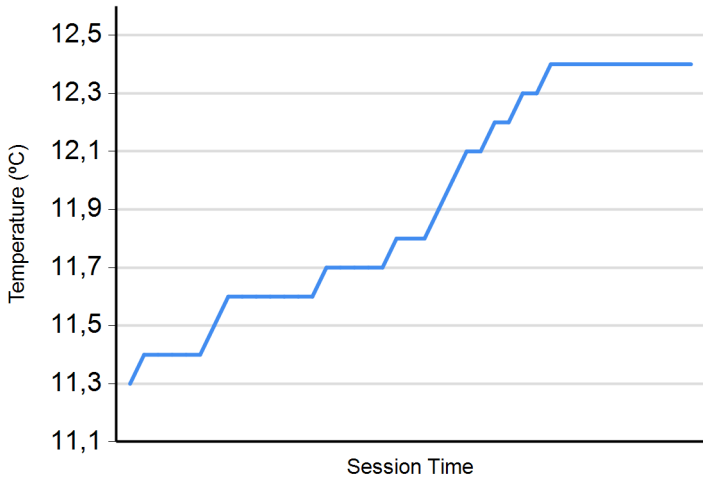
99 Rui Andrade Cryptotower Racing Team
 Dallara F320 Spiess

Nr.	In Day Time	In Time	Out Time	Pit Time	T. Pit Time	Handicap	Penalty
1	9:02:56.607	9:02:56.607	9:03:20.328	23.721	23.721		
2	9:05:21.167	9:05:21.167	9:05:43.765	22.598	46.319		
3	9:07:39.582	9:07:39.582	9:11:33.295	3:53.713	4:40.032		
4	9:23:28.082	9:23:28.082	9:32:09.293	8:41.211	13:21.243		

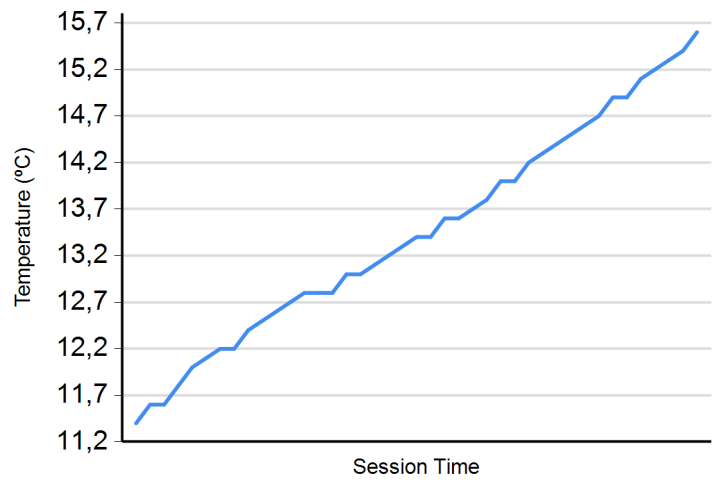




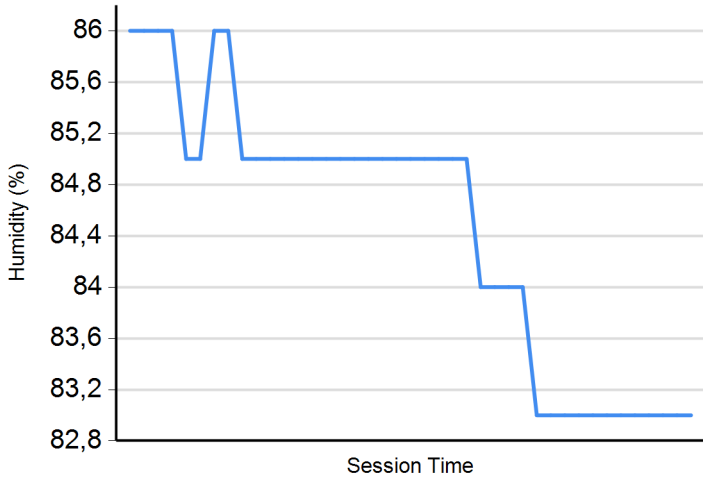
Air Temperature



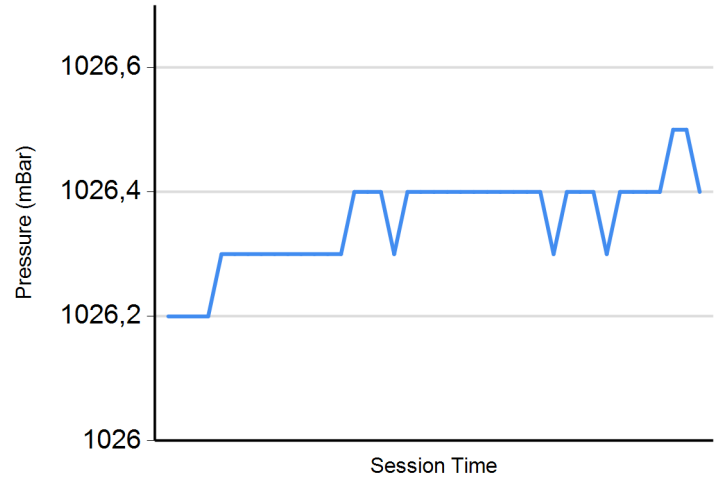
Track Temperature



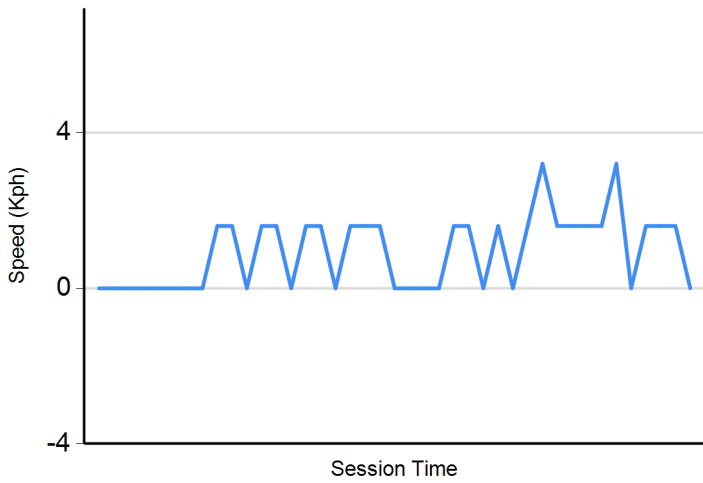
Humidity



Pressure

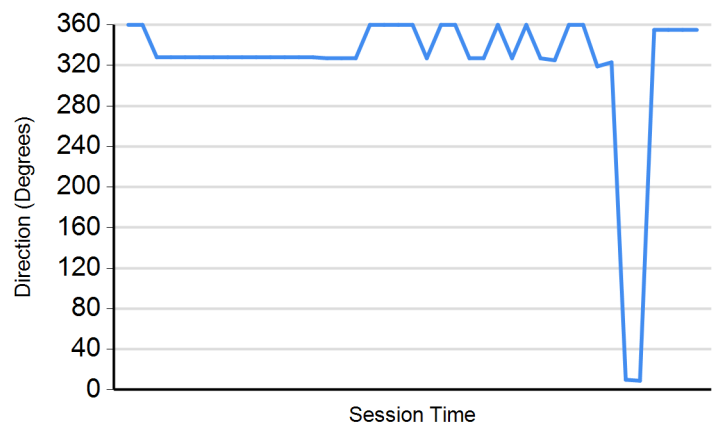


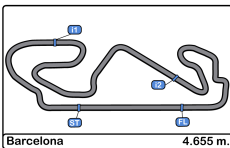
Wind Speed



Wind direction

North = 0°/360° Est = 90° South = 180° West = 270°






Circuito de Barcelona
Euroformula Open
Free Practice 1 - 2 - 3
Combined Results



Cls	Nº	Entrant	Nat	Driver	Nat	Cat	Cls	Chassis - Engine	Team	Laps	Free Practice - 1	Free Practice - 2	Free Practice - 3	Best	Gap	Interval	Km/h	
1	20	Cryptotower Racing	CH	Yifei Ye	CH			Dallara F320 Spiess	Cryptotower Racing	47	1:37.918	13	1:36.515	8	1:35.672	16	1:35.672	175.1
2	16	Van Amersfoort	DE	Andreas Estner	DE			Dallara F320 HWA	Van Amersfoort	51	1:37.022	11	1:37.202	19	1:35.750	11	1:35.750	0.078 0.078 175.0
3	26	Double R	GB	Louis Foster	GB			Dallara F320 HWA	Double R	52	1:37.334	18	1:36.449	14	1:35.804	15	1:35.804	0.132 0.054 174.9
4	28	Team Motopark	US	Cameron Das	US			Dallara F320 Spiess	Team Motopark	48	1:37.859	13	1:36.997	14	1:35.961	16	1:35.961	0.289 0.157 174.6
5	31	Carlin	BR	Zane Maloney	BR	R	1	Dallara F320 Spiess	Carlin	56	1:37.981	17	1:37.126	17	1:36.136	16	1:36.136	0.464 0.175 174.3
6	69	Cryptotower Racing	AU	Lukas Dunner	AU			Dallara F320 Spiess	Cryptotower Racing	48	1:37.541	11	1:36.998	14	1:36.170	16	1:36.170	0.498 0.034 174.2
7	4	Team Motopark	DE	Niklas Krütten	DE	R	2	Dallara F320 Spiess	Team Motopark	52	1:38.116	15	1:37.249	13	1:36.187	15	1:36.187	0.515 0.017 174.2
8	12	DRIVEX	NL	Glenn Van Berlo	NL	R	3	Dallara F320 HWA	DRIVEX	47	1:38.146	17	1:37.430	7	1:36.235	13	1:36.235	0.563 0.048 174.1
9	25	Van Amersfoort	FR	Alexandre Bardinon	FR			Dallara F320 HWA	Van Amersfoort	56	1:38.032	12	1:37.881	14	1:36.319	14	1:36.319	0.647 0.084 173.9
10	15	Van Amersfoort	DE	Sebastian Estner	DE	R	4	Dallara F320 HWA	Van Amersfoort	49	1:38.380	14	1:37.684	12	1:36.338	14	1:36.338	0.666 0.019 173.9
11	33	Team Motopark	VE	Manuel Maldonado	VE			Dallara F320 Spiess	Team Motopark	52	1:38.258	10	1:37.235	17	1:36.359	15	1:36.359	0.687 0.021 173.9
12	34	DRIVEX	ME	Rafael Villagomez	ME	R	5	Dallara F320 HWA	DRIVEX	58	1:38.488	15	1:37.270	15	1:36.483	17	1:36.483	0.811 0.124 173.6
13	6	Carlin	ISR	Ido Cohen	ISR			Dallara F320 Spiess	Carlin	44	1:39.336	10	1:37.724	15	1:36.495	14	1:36.495	0.823 0.012 173.6
14	99	Cryptotower Racing	AG	Rui Andrade	AG			Dallara F320 Spiess	Cryptotower Racing	50	1:38.486	15	1:37.670	13	1:36.831	14	1:36.831	1.159 0.336 173.0
15	8	Double R	DE	Matthias Lüthen	DE	R	6	Dallara F320 HWA	Double R	55	1:39.824	13	1:39.280	10	1:38.053	16	1:38.053	2.381 1.222 170.9

CAR 12 TIME 1:41.552 DELETED TRACK LIMITS AT T 15
 CAR 4 TIME 1:40.876 DELETED TRACK LIMITS AT T 15
 CAR 34 TIME 1:38.200 DELETED TRACK LIMITS AT T 15
 CAR 69 TIME 1:36.928 DELETED TRACK LIMITS AT T 15

Published at:.....

Stewards:	Race Director:	Timekeeper: 
------------------	-----------------------	--

