

Circuito de Barcelona
Euroformula Open
Qualifying - 1
Provisional Results



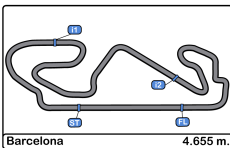
Clas	Nº	Entrant	Nat	Driver	Nat	Cat	Clas	Chassis - Engine	Team	Laps	Best	Time	Gap	Interval	Km/h
1	20	Cryptotower Racing Team	JPN	Yifei Ye	CHN			Dallara F320 Spiess	Cryptotower Racing Team	11	9	1:35.619			175.2
2	69	Cryptotower Racing Team	JPN	Lukas Dunner	AUT			Dallara F320 Spiess	Cryptotower Racing Team	12	9	1:35.863	0.244	0.244	174.8
3	16	Van Amersfoort Racing	NLD	Andreas Estner	DEU			Dallara F320 HWA	Van Amersfoort Racing	12	10	1:35.883	0.264	0.020	174.7
4	4	Team Motopark	DEU	Niklas Krütten	DEU	R	1	Dallara F320 Spiess	Team Motopark	12	10	1:36.342	0.723	0.459	173.9
5	33	Team Motopark	DEU	Manuel Maldonado	VEN			Dallara F320 Spiess	Team Motopark	13	11	1:36.386	0.767	0.044	173.8
6	31	Carlin	GBR	Zane Maloney	BRB	R	2	Dallara F320 Spiess	Carlin	15	14	1:36.466	0.847	0.080	173.7
7	28	Team Motopark	DEU	Cameron Das	USA			Dallara F320 Spiess	Team Motopark	13	12	1:36.505	0.886	0.039	173.6
8	15	Van Amersfoort Racing	NLD	Sebastian Estner	DEU	R	3	Dallara F320 HWA	Van Amersfoort Racing	12	9	1:36.637	1.018	0.132	173.4
9	12	DRIVEX	ESP	Glenn Van Berlo	NLD	R	4	Dallara F320 HWA	DRIVEX	13	11	1:36.680	1.061	0.043	173.3
10	99	Cryptotower Racing Team	JPN	Rui Andrade	AGO			Dallara F320 Spiess	Cryptotower Racing Team	12	11	1:36.758	1.139	0.078	173.1
11	26	Double R	GBR	Louis Foster	GBR			Dallara F320 HWA	Double R	9	8	1:36.973	1.354	0.215	172.8
12	25	Van Amersfoort Racing	NLD	Alexandre Bardinon	FRA			Dallara F320 HWA	Van Amersfoort Racing	14	13	1:37.139	1.520	0.166	172.5
13	6	Carlin	GBR	Ido Cohen	ISR			Dallara F320 Spiess	Carlin	14	13	1:37.183	1.564	0.044	172.4
14	34	DRIVEX	ESP	Rafael Villagomez	MEX	R	5	Dallara F320 HWA	DRIVEX	13	12	1:37.201	1.582	0.018	172.4
15	8	Double R	GBR	Matthias Lüthen	DEU	R	6	Dallara F320 HWA	Double R	13	10	1:38.335	2.716	1.134	170.4

Published at:.....

Track Temp: 26.8 °C Air Temp: 17.6 °C Humidity: 67 % Track Status: DRY

Stewards:	Race Director:	Timekeeper: 
-----------	----------------	---





Circuito de Barcelona
Euroformula Open
Qualifying - 1
Provisional Results by Class



Clas	Nº	Entrant	Nat	Driver	Nat	Cat	Clas	Chassis - Engine	Team	Laps	Best	Time	Gap	Interval	Km/h
1	20	Cryptotower Racing	● JPN	Yifei Ye	🇨🇳 CHN			Dallara F320 Spiess	Cryptotower Racing	11	9	1:35.619			175.2
2	69	Cryptotower Racing	● JPN	Lukas Dunner	🇦🇹 AUT			Dallara F320 Spiess	Cryptotower Racing	12	9	1:35.863	0.244	0.244	174.8
3	16	Van Amersfoort	🇳🇱 NLD	Andreas Estner	🇩🇪 DEU			Dallara F320 HWA	Van Amersfoort	12	10	1:35.883	0.264	0.020	174.7
4	33	Team Motopark	🇩🇪 DEU	Manuel Maldonado	🇻🇳 VEN			Dallara F320 Spiess	Team Motopark	13	11	1:36.386	0.767	0.503	173.8
5	28	Team Motopark	🇩🇪 DEU	Cameron Das	🇺🇸 USA			Dallara F320 Spiess	Team Motopark	13	12	1:36.505	0.886	0.119	173.6
6	99	Cryptotower Racing	● JPN	Rui Andrade	🇦🇴 AGO			Dallara F320 Spiess	Cryptotower Racing	12	11	1:36.758	1.139	0.253	173.1
7	26	Double R	🇬🇧 GBR	Louis Foster	🇬🇧 GBR			Dallara F320 HWA	Double R	9	8	1:36.973	1.354	0.215	172.8
8	25	Van Amersfoort	🇳🇱 NLD	Alexandre Bardinon	🇫🇷 FRA			Dallara F320 HWA	Van Amersfoort	14	13	1:37.139	1.520	0.166	172.5
9	6	Carlin	🇬🇧 GBR	Ido Cohen	🇮🇸 ISR			Dallara F320 Spiess	Carlin	14	13	1:37.183	1.564	0.044	172.4
Rookie															
1	4	Team Motopark	🇩🇪 DEU	Niklas Krütten	🇩🇪 DEU	R	1	Dallara F320 Spiess	Team Motopark	12	10	1:36.342			173.9
2	31	Carlin	🇬🇧 GBR	Zane Maloney	🇧🇧 BRB	R	2	Dallara F320 Spiess	Carlin	15	14	1:36.466	0.124	0.124	173.7
3	15	Van Amersfoort	🇳🇱 NLD	Sebastian Estner	🇩🇪 DEU	R	3	Dallara F320 HWA	Van Amersfoort	12	9	1:36.637	0.295	0.171	173.4
4	12	DRIVEX	🇪🇸 ESP	Glenn Van Berlo	🇳🇱 NLD	R	4	Dallara F320 HWA	DRIVEX	13	11	1:36.680	0.338	0.043	173.3
5	34	DRIVEX	🇪🇸 ESP	Rafael Villagomez	🇲🇽 MEX	R	5	Dallara F320 HWA	DRIVEX	13	12	1:37.201	0.859	0.521	172.4
6	8	Double R	🇬🇧 GBR	Matthias Lüthen	🇩🇪 DEU	R	6	Dallara F320 HWA	Double R	13	10	1:38.335	1.993	1.134	170.4

Published at:.....

Track Temp: 26.8 °C Air Temp: 17.6 °C Humidity: 67 % Track Status: DRY

Stewards:	Race Director:	Timekeeper: 
------------------	-----------------------	--





Circuit de Barcelona
Euroformula Open
Qualifying - 1
Lap Analysis



4

Niklas Krütten

Dallara F320 Spiess

12

Glenn Van Berlo

Dallara F320 HWA

R

Team Motopark

R

DRIVEX

Lap	D	Time	Sector 1	Sector 2	Sector 3	T. Spd	Elapsed	Lap	D	Time	Sector 1	Sector 2	Sector 3	T. Spd	Elapsed
1		11:30:28.740	11:29:12.104	41.675	34.961	156.5	11:30:28.740	1		11:28:03.824	11:26:47.289	40.697	35.838	173.6	11:28:03.824
2		1:50.857	30.062	38.427	42.368	223.6	11:32:19.597	2		1:47.168	29.645	38.084	39.439	234.7	11:29:50.992
3		1:38.171	29.237	36.774	32.160	232.2	11:33:57.768	3		1:39.255	29.354	37.333	32.568		11:31:30.247
4		1:43.832	28.908	37.236	37.688	234.2	11:35:41.600	4		1:38.298	29.044	36.950	32.304	235.8	11:33:08.545
5		1:37.955	29.087	36.741	32.127	232.2	11:37:19.555	5		1:38.158	29.035	36.906	32.217	235.8	11:34:46.703
6		1:45.028 P	28.800	36.447	39.781	235.8	11:39:04.583	6		1:42.119 P	28.877	36.502	36.740	236.3	11:36:28.822
7		5:43.730	4:30.159	40.203	33.368	161.4	11:44:48.313	7		7:19.259	5:58.916	42.970	37.373	152.3	11:43:48.081
8		1:39.822	30.079	37.462	32.281	223.1	11:46:28.135	8		1:58.982	33.483	48.875	36.624	233.7	11:45:47.063
9		1:36.453	28.816	36.211	31.426	234.2	11:48:04.588	9		1:41.134	28.956	37.540	34.638	236.3	11:47:28.197
10		1:36.342	28.642	36.139	31.561	236.3	11:49:40.930	10		1:36.709	28.713	36.396	31.600	238.4	11:49:04.906
11		1:36.411	28.615	36.127	31.669	236.8	11:51:17.341	11		1:36.680	28.623	36.382	31.675	238.4	11:50:41.586
12		1:54.662 P	30.992	37.972	45.698	215.5	11:53:12.003	12		1:36.763	28.680	36.363	31.720	238.4	11:52:18.349

6

Ido Cohen

Dallara F320 Spiess

15

Sebastian Estner

Dallara F320 HWA

Carlin

Van Amersfoort Racing

Lap	D	Time	Sector 1	Sector 2	Sector 3	T. Spd	Elapsed	Lap	D	Time	Sector 1	Sector 2	Sector 3	T. Spd	Elapsed
1		11:28:01.030	11:26:43.976	41.481	35.573	162.6	11:28:01.030	1		11:27:58.653	11:26:43.834	40.482	34.337	179.1	11:27:58.653
2		1:53.651	31.314	40.591	41.746	224.0	11:29:54.681	2		1:45.528	30.333	38.288	36.907	227.8	11:29:44.181
3		1:39.900	29.292	37.487	33.121	233.7	11:31:34.581	3		1:39.364	29.449	37.286	32.629		11:31:23.545
4		1:38.516	29.022	36.990	32.504	235.2	11:33:13.097	4		1:38.403	29.164	36.969	32.270	233.2	11:33:01.948
5		1:37.976	28.786	36.815	32.375	233.7	11:34:51.073	5		1:37.985	28.967	36.842	32.176	233.7	11:34:39.933
6		1:37.989	28.782	36.895	32.312	235.8	11:36:29.062	6		1:44.206 P	28.877	36.636	38.693	234.2	11:36:24.139
7		1:58.288 P	32.451	42.023	43.814	234.7	11:38:27.350	7		8:38.002	7:24.680	39.681	33.641	164.8	11:45:02.141
8		5:19.376	3:59.330	42.962	37.084	151.2	11:43:46.726	8		1:41.803	29.993	38.280	33.530	232.2	11:46:43.944
9		2:03.481	33.415	50.669	39.397	223.1	11:45:50.207	9		1:36.637	28.890	36.194	31.553	231.7	11:48:20.581
10		1:43.766	28.865	36.781	38.120	233.7	11:47:33.973	10		1:36.756	28.691	36.164	31.901	233.2	11:49:57.337
11		1:40.342	28.742	36.835	34.765	238.4	11:49:14.315	11		1:36.758	28.699	36.176	31.883	235.2	11:51:34.095
12		1:37.273	28.689	36.526	32.058	236.8	11:50:51.588	12		1:52.281 P	29.976	40.419	41.886	235.2	11:53:26.376
13		1:37.183	28.557	36.505	32.121	237.3	11:52:28.771								
14		2:06.819 P	36.455	46.798	43.566	238.9	11:54:35.590								

8

Matthias Lüthen

Dallara F320 HWA

16

Andreas Estner

Dallara F320 HWA

Van Amersfoort Racing

R

Double R

Lap	D	Time	Sector 1	Sector 2	Sector 3	T. Spd	Elapsed	Lap	D	Time	Sector 1	Sector 2	Sector 3	T. Spd	Elapsed
1		11:28:13.063	11:26:51.660	45.491	35.912	165.8	11:28:13.063	1		11:28:01.102	11:26:46.866	39.658	34.578	171.7	11:28:01.102
2		1:55.994	31.284	40.716	43.994	229.7	11:30:09.057	2		1:46.447	29.839	37.618	38.990	234.2	11:29:47.549
3		2:04.627	36.618	47.872	40.137	234.7	11:32:13.684	3		1:38.793	29.343	36.947	32.503		11:31:26.342
4		1:41.172	29.527	38.096	33.549	235.8	11:33:54.856	4		1:37.911	28.855	36.788	32.268	238.4	11:33:04.253
5		1:40.927	29.456	37.905	33.566	233.7	11:35:35.783	5		1:37.433	28.669	36.601	32.163	239.4	11:34:41.686
6		1:40.649	29.449	37.925	33.275	233.2	11:37:16.432	6		1:43.498 P	28.606	36.575	38.317	239.4	11:36:25.184
7		1:46.329 P	29.449	37.649	39.231	234.7	11:39:02.761	7		9:17.570	7:59.553	43.990	34.027	147.5	11:45:42.754
8		5:20.685	4:03.854	42.050	34.781	159.2	11:44:23.446	8		1:38.477	29.115	37.032	32.330	234.2	11:47:21.231
9		1:42.408	30.212	38.538	33.658	234.7	11:46:05.854	9		1:36.039	28.567	35.995	31.477	237.3	11:48:57.270
10		1:38.335	28.818	37.015	32.502	238.9	11:47:44.189	10		1:35.883	28.487	35.966	31.430	238.4	11:50:33.153
11		1:38.471	28.687	36.967	32.817	240.0	11:49:22.660	11		1:35.888	28.464	35.930	31.494	238.4	11:52:09.041
12		1:40.010	28.810	37.686	33.514	240.5	11:51:02.670	12		1:42.964 P	28.500	36.182	38.282	238.4	11:53:52.005
13		1:50.067 P	29.647	37.727	42.693	237.3	11:52:52.737								





Circuit de Barcelona
Euroformula Open
Qualifying - 1
Lap Analysis



20

Yifei Ye

Dallara F320 Spiess

28

Cameron Das

Dallara F320 Spiess

Cryptotower Racing Team

Team Motopark

Lap	D	Time	Sector 1	Sector 2	Sector 3	T. Spd	Elapsed	Lap	D	Time	Sector 1	Sector 2	Sector 3	T. Spd	Elapsed
1		11:30:49.355	11:29:34.739	40.137	34.479	173.0	11:30:49.355	1		11:28:09.861	11:26:52.760	42.113	34.988	167.7	11:28:09.861
2		1:45.032	29.850	37.787	37.395	225.9	11:32:34.387	2		1:50.710	30.702	38.253	41.755	219.9	11:30:00.571
3		1:37.165	28.838	36.362	31.965	232.7	11:34:11.552	3		1:38.823	29.415	36.945	32.463	232.2	11:31:39.394
4		1:36.568	28.681	36.245	31.642	234.7	11:35:48.120	4		1:37.895	29.020	36.676	32.199	234.2	11:33:17.289
5		1:36.469	28.531	36.216	31.722	236.3	11:37:24.589	5		1:37.676	28.778	36.726	32.172	235.2	11:34:54.965
6		1:44.073 P	28.807	37.229	38.037	236.8	11:39:08.662	6		1:42.256 P	28.668	36.491	37.097	234.7	11:36:37.221
7		6:47.723	5:35.600	38.896	33.227	180.3	11:45:56.385	7		6:49.165	5:35.433	39.483	34.249	172.8	11:43:26.386
8		1:44.361	29.304	36.886	38.171	231.7	11:47:40.746	8		1:49.120	30.504	38.892	39.724	223.6	11:45:15.506
9		1:35.619	28.517	35.914	31.188	235.2	11:49:16.365	9		1:36.558	28.702	36.319	31.537	235.2	11:46:52.064
10		1:37.397	28.319	36.059	33.019	238.9	11:50:53.762	10		1:36.593	28.472	36.382	31.739	238.4	11:48:28.657
11		1:45.426 P	28.338	35.886	41.202	239.4	11:52:39.188	11		1:46.806	32.241	40.471	34.094	208.0	11:50:15.463

25

Alexandre Bardinon

Dallara F320 HWA

31

Zane Maloney

Dallara F320 Spiess

Van Amersfoort Racing

Lap	D	Time	Sector 1	Sector 2	Sector 3	T. Spd	Elapsed	Lap	D	Time	Sector 1	Sector 2	Sector 3	T. Spd	Elapsed
1		11:28:36.821	11:27:21.302	41.781	33.738	162.6	11:28:36.821								
2		1:45.256	30.211	38.220	36.825	226.4	11:30:22.077								
3		1:43.894	29.301	40.960	33.633	234.7	11:32:05.971								
4		1:39.257	29.071	37.147	33.039	234.2	11:33:45.228								
5		1:38.405	29.023	37.011	32.371	234.2	11:35:23.633								
6		1:44.595 P	28.836	37.003	38.756	236.8	11:37:08.228								
7		4:02.621	2:49.336	40.219	33.066	179.7	11:41:10.849								
8		1:40.107	29.920	37.421	32.766	227.8	11:42:50.956								
9		1:37.642	28.794	36.735	32.113	235.2	11:44:28.598								
10		1:37.837	28.767	36.497	32.573	236.8	11:46:06.435								
11		1:46.908	31.405	42.498	33.005	242.6	11:47:53.343								
12		1:37.639	28.751	36.756	32.132	237.3	11:49:30.982								
13		1:37.139	28.652	36.550	31.937	237.3	11:51:08.121								
14		3:36.742 P	2:13.922	39.976	42.844	156.9	11:54:44.863								

26

Louis Foster

Dallara F320 HWA

33

Manuel Maldonado

Dallara F320 Spiess

Double R

Lap	D	Time	Sector 1	Sector 2	Sector 3	T. Spd	Elapsed	Lap	D	Time	Sector 1	Sector 2	Sector 3	T. Spd	Elapsed
1		11:28:46.628	11:27:29.875	40.739	36.014	178.2	11:28:46.628								
2		1:51.129	30.287	39.041	41.801	233.7	11:30:37.757								
3		1:49.976	29.003	36.767	44.206		11:32:27.733								
4		1:37.735	28.923	36.672	32.140	235.8	11:34:05.468								
5		1:37.616	28.799	36.604	32.213	236.8	11:35:43.084								
6		1:55.876	34.340	44.515	37.021	238.9	11:37:38.960								
7		1:37.743	28.884	36.753	32.106	235.2	11:39:16.703								
8		1:36.973	28.656	36.376	31.941	235.8	11:40:53.676								
9		2:10.025 P	33.910	51.481	44.634	219.0	11:43:03.701								





Circuito de Barcelona
Euroformula Open
Qualifying - 1
Lap Analysis



34

Rafael Villagomez

Dallara F320 HWA

R

DRIVEX

Lap	D	Time	Sector 1	Sector 2	Sector 3	T. Spd	Elapsed
1		11:28:11.581	11:26:53.754	42.240	35.587	176.1	11:28:11.581
2		1:50.838	30.621	37.890	42.327	233.7	11:30:02.419
3		1:48.568	30.280	37.430	40.858	239.4	11:31:50.987
4		1:39.556	29.259	37.587	32.710	238.4	11:33:30.543
5		1:38.783	29.045	36.999	32.739	237.3	11:35:09.326
6		1:52.158 P	29.197	42.930	40.031	238.9	11:37:01.484
7		6:48.381	5:31.552	40.243	36.586	170.8	11:43:49.865
8		2:02.088	34.257	48.265	39.566	231.7	11:45:51.953
9		1:40.585	28.918	36.884	34.783	240.5	11:47:32.538
10		1:37.674	28.694	36.894	32.086	241.0	11:49:10.212
11		1:37.703	28.775	36.846	32.082	241.0	11:50:47.915
12		1:37.201	28.701	36.366	32.134	241.6	11:52:25.116
13		2:03.060 P	33.636	46.251	43.173	241.0	11:54:28.176

69

Lukas Dunner

Dallara F320 Spiess

Cryptotower Racing Team

Lap	D	Time	Sector 1	Sector 2	Sector 3	T. Spd	Elapsed
1		11:30:14.647	11:28:58.951	41.297	34.399	176.4	11:30:14.647
2		1:57.429	33.221	43.043	41.165	205.7	11:32:12.076
3		1:37.932	29.136	36.630	32.166	232.7	11:33:50.008
4		1:37.318	28.857	36.570	31.891	233.2	11:35:27.326
5		1:37.232	28.695	36.563	31.974	234.7	11:37:04.558
6		1:41.431 P	28.701	36.329	36.401	234.7	11:38:45.989
7		6:57.929	5:40.441	42.820	34.668	144.5	11:45:43.918
8		1:41.844	29.939	37.691	34.214	235.2	11:47:25.762
9		1:35.863	28.552	36.056	31.255	235.8	11:49:01.625
10		1:36.476	28.471	36.095	31.910	237.3	11:50:38.101
11		1:36.223	28.558	36.056	31.609	237.3	11:52:14.324
12		1:58.207 P	34.594	42.071	41.542	199.2	11:54:12.531

99

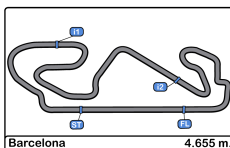
Rui Andrade

Dallara F320 Spiess

Cryptotower Racing Team

Lap	D	Time	Sector 1	Sector 2	Sector 3	T. Spd	Elapsed
1		11:30:10.463	11:28:53.761	40.568	36.134	162.1	11:30:10.463
2		1:47.002	31.778	38.919	36.305	210.5	11:31:57.465
3		1:38.598	29.206	36.839	32.553	233.7	11:33:36.063
4		1:38.391	29.048	36.911	32.432	232.2	11:35:14.454
5		1:38.303	28.924	36.953	32.426	235.2	11:36:52.757
6		1:44.343 P	28.964	37.203	38.176	234.2	11:38:37.100
7		6:28.647	5:13.993	40.203	34.451	161.1	11:45:05.747
8		1:43.567	30.236	39.017	34.314	219.5	11:46:49.314
9		1:37.179	28.853	36.521	31.805	235.8	11:48:26.493
10		1:36.804	28.702	36.316	31.786	235.8	11:50:03.297
11		1:36.758	28.671	36.357	31.730	236.8	11:51:40.055
12		1:51.159 P	30.672	38.034	42.453	237.3	11:53:31.214



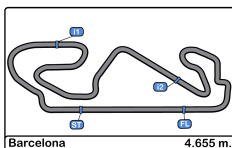


Circuito de Barcelona
Euroformula Open
Qualifying - 1
Best Sectors Results



Sector - 1				Sector - 2				Sector - 3				Ideal Lap vs Best Lap				
Clas	Nº	Driver	Time	Nº	Driver	Time	Nº	Driver	Time	Clas	Nº	Driver	Ideal Lap	Best Lap	Clas	
1	20	Yifei Ye	28.319	20	Yifei Ye	35.886	20	Yifei Ye	31.188	1	20	Yifei Ye	1:35.393	1:35.619	1	
2	33	Manuel Maldonado	28.417	16	Andreas Estner	35.930	69	Lukas Dunner	31.255	2	69	Lukas Dunner	1:35.782	1:35.863	2	
3	16	Andreas Estner	28.464	69	Lukas Dunner	36.056	4	Niklas Krütten	31.426	3	16	Andreas Estner	1:35.824	1:35.883	3	
4	69	Lukas Dunner	28.471	4	Niklas Krütten	36.127	16	Andreas Estner	31.430	4	4	Niklas Krütten	1:36.168	1:36.342	4	
5	28	Cameron Das	28.472	15	Sebastian Estner	36.164	28	Cameron Das	31.537	5	28	Cameron Das	1:36.233	1:36.505	7	
6	31	Zane Maloney	28.478	33	Manuel Maldonado	36.187	15	Sebastian Estner	31.553	6	33	Manuel Maldonado	1:36.270	1:36.386	5	
7	6	Ido Cohen	28.557	28	Cameron Das	36.224	12	Glenn Van Berlo	31.600	7	31	Zane Maloney	1:36.320	1:36.466	6	
8	25	Alexandre Bardion	28.589	31	Zane Maloney	36.239	31	Zane Maloney	31.603	8	15	Sebastian Estner	1:36.408	1:36.637	8	
9	4	Niklas Krütten	28.615	99	Rui Andrade	36.316	33	Manuel Maldonado	31.666	9	12	Glenn Van Berlo	1:36.586	1:36.680	9	
10	12	Glenn Van Berlo	28.623	12	Glenn Van Berlo	36.363	99	Rui Andrade	31.730	10	99	Rui Andrade	1:36.717	1:36.758	10	
11	26	Louis Foster	28.656	34	Rafael Villagomez	36.366	25	Alexandre Bardion	31.937	11	26	Louis Foster	1:36.973	1:36.973	11	
12	99	Rui Andrade	28.671	26	Louis Foster	36.376	26	Louis Foster	31.941	12	25	Alexandre Bardion	1:37.023	1:37.139	12	
13	8	Matthias Lüthen	28.687	25	Alexandre Bardion	36.497	6	Ido Cohen	32.058	13	6	Ido Cohen	1:37.120	1:37.183	13	
14	15	Sebastian Estner	28.691	6	Ido Cohen	36.505	34	Rafael Villagomez	32.082	14	34	Rafael Villagomez	1:37.142	1:37.201	14	
15	34	Rafael Villagomez	28.694	8	Matthias Lüthen	36.967	8	Matthias Lüthen	32.502	15	8	Matthias Lüthen	1:38.156	1:38.335	15	



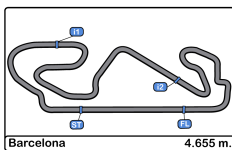


Circuito de Barcelona
Euroformula Open
Qualifying - 1
Best 5 Lap Times



Cls	Nº	Entrant	Nat	Driver	Nat	Cat	Cls	Chassis - Engine	Team	Best 1		Best 2		Best 3		Best 4		Best 5	
										Time	Lap	Time	Lap	Time	Lap	Time	Lap	Time	Lap
1	20	Cryptotower Racing		Yifei Ye				Dallara F320 Spiess	Cryptotower Racing	1:35.619	9	1:36.469	5	1:36.568	4	1:37.165	3	1:37.397	10
2	69	Cryptotower Racing		Lukas Dunner				Dallara F320 Spiess	Cryptotower Racing	1:35.863	9	1:36.223	11	1:36.476	10	1:37.232	5	1:37.318	4
3	16	Van Amersfoort Racing		Andreas Estner				Dallara F320 HWA	Van Amersfoort Racing	1:35.883	10	1:35.888	11	1:36.039	9	1:37.433	5	1:37.911	4
4	4	Team Motopark		Niklas Krütten		R	1	Dallara F320 Spiess	Team Motopark	1:36.342	10	1:36.411	11	1:36.453	9	1:37.955	5	1:38.171	3
5	33	Team Motopark		Manuel Maldonado				Dallara F320 Spiess	Team Motopark	1:36.386	11	1:36.452	12	1:37.305	5	1:37.727	4	1:38.202	9
6	31	Carlin		Zane Maloney		R	2	Dallara F320 Spiess	Carlin	1:36.466	14	1:36.535	12	1:36.943	11	1:37.051	7	1:37.211	6
7	28	Team Motopark		Cameron Das				Dallara F320 Spiess	Team Motopark	1:36.505	12	1:36.558	9	1:36.593	10	1:37.676	5	1:37.895	4
8	15	Van Amersfoort Racing		Sebastian Estner		R	3	Dallara F320 HWA	Van Amersfoort Racing	1:36.637	9	1:36.756	10	1:36.758	11	1:37.985	5	1:38.403	4
9	12	DRIVEX		Glenn Van Berlo		R	4	Dallara F320 HWA	DRIVEX	1:36.680	11	1:36.709	10	1:36.763	12	1:38.158	5	1:38.298	4
10	99	Cryptotower Racing		Rui Andrade				Dallara F320 Spiess	Cryptotower Racing	1:36.758	11	1:36.804	10	1:37.179	9	1:38.303	5	1:38.391	4
11	26	Double R		Louis Foster				Dallara F320 HWA	Double R	1:36.973	8	1:37.616	5	1:37.735	4	1:37.743	7	1:49.976	3
12	25	Van Amersfoort Racing		Alexandre Bardinon				Dallara F320 HWA	Van Amersfoort Racing	1:37.139	13	1:37.639	12	1:37.642	9	1:37.837	10	1:38.405	5
13	6	Carlin		Ido Cohen				Dallara F320 Spiess	Carlin	1:37.183	13	1:37.273	12	1:37.976	5	1:37.989	6	1:38.516	4
14	34	DRIVEX		Rafael Villagomez		R	5	Dallara F320 HWA	DRIVEX	1:37.201	12	1:37.674	10	1:37.703	11	1:38.783	5	1:39.556	4
15	8	Double R		Matthias Lüthen		R	6	Dallara F320 HWA	Double R	1:38.335	10	1:38.471	11	1:40.010	12	1:40.649	6	1:40.927	5





Circuito de Barcelona
Euroformula Open
Qualifying - 1
Best 5 Top Speeds



Cls	Nº	Entrant	Nat	Driver	Nat	Cat	Cls	Chassis - Engine	Team	Top 1		Top 2		Top 3		Top 4		Top 5		Avg
										Km/h	Lap	Km/h	Lap	Km/h	Lap	Km/h	Lap	Km/h	Lap	
1	25	Van Amersfoort Racing		Alexandre Bardion				Dallara F320 HWA	Van Amersfoort Racing	242.6	11	238.4	14	237.3	12	237.3	13	236.8	6	238.5
2	31	Carlin		Zane Maloney		R	1	Dallara F320 Spiess	Carlin	241.6	13	239.4	15	238.9	12	238.4	14	237.8	8	239.2
3	34	DRIVEX		Rafael Villagomez		R	2	Dallara F320 HWA	DRIVEX	241.6	12	241.0	10	241.0	11	241.0	13	240.5	9	241.0
4	8	Double R		Matthias Lüthen		R	3	Dallara F320 HWA	Double R	240.5	12	240.0	11	238.9	10	237.3	13	235.8	4	238.5
5	16	Van Amersfoort Racing		Andreas Estner				Dallara F320 HWA	Van Amersfoort Racing	239.4	5	239.4	6	238.4	4	238.4	10	238.4	11	238.8
6	20	Cryptotower Racing		Yifei Ye				Dallara F320 Spiess	Cryptotower Racing	239.4	11	238.9	10	236.8	6	236.3	5	235.2	9	237.3
7	6	Carlin		Ido Cohen				Dallara F320 Spiess	Carlin	238.9	14	238.4	11	237.3	13	236.8	12	235.8	6	237.4
8	26	Double R		Louis Foster				Dallara F320 HWA	Double R	238.9	6	236.8	5	235.8	4	235.8	8	235.2	7	236.5
9	33	Team Motopark		Manuel Maldonado				Dallara F320 Spiess	Team Motopark	238.9	10	238.9	11	238.9	12	238.4	13	237.3	5	238.5
10	12	DRIVEX		Glenn Van Berlo		R	4	Dallara F320 HWA	DRIVEX	238.4	10	238.4	11	238.4	12	238.4	13	236.3	6	237.9
11	28	Team Motopark		Cameron Das				Dallara F320 Spiess	Team Motopark	238.4	10	235.8	12	235.8	13	235.2	5	235.2	9	236.1
12	69	Cryptotower Racing		Lukas Dunner				Dallara F320 Spiess	Cryptotower Racing	237.3	10	237.3	11	235.8	9	235.2	8	234.7	5	236.1
13	99	Cryptotower Racing		Rui Andrade				Dallara F320 Spiess	Cryptotower Racing	237.3	12	236.8	11	235.8	9	235.8	10	235.2	5	236.2
14	4	Team Motopark		Niklas Krütten		R	5	Dallara F320 Spiess	Team Motopark	236.8	11	236.3	10	235.8	6	234.2	4	234.2	9	235.5
15	15	Van Amersfoort Racing		Sebastian Estner		R	6	Dallara F320 HWA	Van Amersfoort Racing	235.2	11	235.2	12	234.2	6	233.7	5	233.2	4	234.3



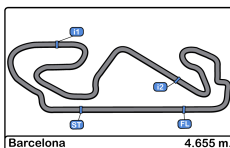


Circuito de Barcelona
Euroformula Open
Qualifying - 1
Fastest Laps Sequence



Lap	Time of Day	Session Time	Nº	Entrant	Nat	Driver	Nat	Cat	Chassis - Engine	Team	Time	Km/h
2	11:29:38.586	3:38.586	31	Carlin	GBR	Zane Maloney	BRB	R	Dallara F320 Spiess	Carlin	1:43.919	161.2
3	11:31:17.770	5:17.770	31	Carlin	GBR	Zane Maloney	BRB	R	Dallara F320 Spiess	Carlin	1:39.184	168.9
3	11:31:26.342	5:26.342	16	Van Amersfoort Racing	NLD	Andreas Estner	DEU		Dallara F320 HWA	Van Amersfoort Racing	1:38.793	169.6
3	11:31:45.331	5:45.331	33	Team Motopark	DEU	Manuel Maldonado	VEN		Dallara F320 Spiess	Team Motopark	1:38.441	170.2
4	11:32:55.747	6:55.747	31	Carlin	GBR	Zane Maloney	BRB	R	Dallara F320 Spiess	Carlin	1:37.977	171.0
4	11:33:04.253	7:04.253	16	Van Amersfoort Racing	NLD	Andreas Estner	DEU		Dallara F320 HWA	Van Amersfoort Racing	1:37.911	171.1
4	11:33:17.289	7:17.289	28	Team Motopark	DEU	Cameron Das	USA		Dallara F320 Spiess	Team Motopark	1:37.895	171.1
4	11:33:23.058	7:23.058	33	Team Motopark	DEU	Manuel Maldonado	VEN		Dallara F320 Spiess	Team Motopark	1:37.727	171.4
3	11:34:11.552	8:11.552	20	Cryptotower Racing Team	JPN	Yifei Ye	CHN		Dallara F320 Spiess	Cryptotower Racing Team	1:37.165	172.4
4	11:35:48.120	9:48.120	20	Cryptotower Racing Team	JPN	Yifei Ye	CHN		Dallara F320 Spiess	Cryptotower Racing Team	1:36.568	173.5
5	11:37:24.589	11:24.589	20	Cryptotower Racing Team	JPN	Yifei Ye	CHN		Dallara F320 Spiess	Cryptotower Racing Team	1:36.469	173.7
9	11:48:04.588	22:04.588	4	Team Motopark	DEU	Niklas Krütten	DEU	R	Dallara F320 Spiess	Team Motopark	1:36.453	173.7
9	11:48:57.270	22:57.270	16	Van Amersfoort Racing	NLD	Andreas Estner	DEU		Dallara F320 HWA	Van Amersfoort Racing	1:36.039	174.4
9	11:49:01.625	23:01.625	69	Cryptotower Racing Team	JPN	Lukas Dunner	AUT		Dallara F320 Spiess	Cryptotower Racing Team	1:35.863	174.8
9	11:49:16.365	23:16.365	20	Cryptotower Racing Team	JPN	Yifei Ye	CHN		Dallara F320 Spiess	Cryptotower Racing Team	1:35.619	175.2





Circuito de Barcelona
Euroformula Open
Qualifying - 1
Event Best Maximum Speed



Nº	Entrant	Nat	Driver	Nat	Cat	Clas	Chassis - Engine	Team	Km/h	Session
34	DRIVEX	ESP	Rafael Villagomez	MEX	R	1	Dallara F320 HWA	DRIVEX	244.3	Free Practice - 2
25	Van Amersfoort Racing	NLD	Alexandre Bardinon	FRA			Dallara F320 HWA	Van Amersfoort Racing	242.6	Qualifying - 1
16	Van Amersfoort Racing	NLD	Andreas Estner	DEU			Dallara F320 HWA	Van Amersfoort Racing	241.6	Free Practice - 2
31	Carlin	GBR	Zane Maloney	BRB	R	2	Dallara F320 Spiess	Carlin	241.6	Qualifying - 1
26	Double R	GBR	Louis Foster	GBR			Dallara F320 HWA	Double R	240.5	Free Practice - 3
8	Double R	GBR	Matthias Lüthen	DEU	R	3	Dallara F320 HWA	Double R	240.5	Qualifying - 1
12	DRIVEX	ESP	Glenn Van Berlo	NLD	R	4	Dallara F320 HWA	DRIVEX	239.4	Free Practice - 3
6	Carlin	GBR	Ido Cohen	ISR			Dallara F320 Spiess	Carlin	239.4	Free Practice - 3
20	Cryptotower Racing Team	JPN	Yifei Ye	CHN			Dallara F320 Spiess	Cryptotower Racing Team	239.4	Qualifying - 1
33	Team Motopark	DEU	Manuel Maldonado	VEN			Dallara F320 Spiess	Team Motopark	238.9	Qualifying - 1
28	Team Motopark	DEU	Cameron Das	USA			Dallara F320 Spiess	Team Motopark	238.4	Qualifying - 1
15	Van Amersfoort Racing	NLD	Sebastian Estner	DEU	R	5	Dallara F320 HWA	Van Amersfoort Racing	237.3	Free Practice - 1
69	Cryptotower Racing Team	JPN	Lukas Dunner	AUT			Dallara F320 Spiess	Cryptotower Racing Team	237.3	Qualifying - 1
99	Cryptotower Racing Team	JPN	Rui Andrade	AGO			Dallara F320 Spiess	Cryptotower Racing Team	237.3	Qualifying - 1
4	Team Motopark	DEU	Niklas Krütten	DEU	R	6	Dallara F320 Spiess	Team Motopark	236.8	Qualifying - 1





Circuit de Barcelona
Euroformula Open
Qualifying - 1
Pit Stop Analysis



4 Niklas Krütten R Team Motopark
 Dallara F320 Spiess

Nr.	In Day Time	In Time	Out Time	Pit Time	T. Pit Time	Handicap	Penalty
1	11:39:01.901	11:39:01.901	11:43:00.089	3:58.188	3:58.188		

6 Ido Cohen Carlin
 Dallara F320 Spiess

Nr.	In Day Time	In Time	Out Time	Pit Time	T. Pit Time	Handicap	Penalty
1	11:38:24.868	11:38:24.868	11:41:47.437	3:22.569	3:22.569		

8 Matthias Lüthen R Double R
 Dallara F320 HWA

Nr.	In Day Time	In Time	Out Time	Pit Time	T. Pit Time	Handicap	Penalty
1	11:39:00.262	11:39:00.262	11:42:30.126	3:29.864	3:29.864		

12 Glenn Van Berlo R DRIVEX
 Dallara F320 HWA

Nr.	In Day Time	In Time	Out Time	Pit Time	T. Pit Time	Handicap	Penalty
1	11:36:26.285	11:36:26.285	11:41:48.368	5:22.083	5:22.083		

15 Sebastian Estner R Van Amersfoort Racing
 Dallara F320 HWA

Nr.	In Day Time	In Time	Out Time	Pit Time	T. Pit Time	Handicap	Penalty
1	11:36:21.650	11:36:21.650	11:43:14.624	6:52.974	6:52.974		

16 Andreas Estner Van Amersfoort Racing
 Dallara F320 HWA

Nr.	In Day Time	In Time	Out Time	Pit Time	T. Pit Time	Handicap	Penalty
1	11:36:22.655	11:36:22.655	11:43:44.536	7:21.881	7:21.881		

20 Yifei Ye Cryptotower Racing Team
 Dallara F320 Spiess

Nr.	In Day Time	In Time	Out Time	Pit Time	T. Pit Time	Handicap	Penalty
1	11:39:05.734	11:39:05.734	11:44:12.708	5:06.974	5:06.974		

25 Alexandre Bardinon Van Amersfoort Racing
 Dallara F320 HWA

Nr.	In Day Time	In Time	Out Time	Pit Time	T. Pit Time	Handicap	Penalty
1	11:37:05.713	11:37:05.713	11:39:25.293	2:19.580	2:19.580		

28 Cameron Das Team Motopark
 Dallara F320 Spiess

Nr.	In Day Time	In Time	Out Time	Pit Time	T. Pit Time	Handicap	Penalty
1	11:36:34.697	11:36:34.697	11:41:40.017	5:05.320	5:05.320		

31 Zane Maloney R Carlin
 Dallara F320 Spiess

Nr.	In Day Time	In Time	Out Time	Pit Time	T. Pit Time	Handicap	Penalty
1	11:39:26.139	11:39:26.139	11:41:17.429	1:51.290	1:51.290		

33 Manuel Maldonado Team Motopark
 Dallara F320 Spiess

Nr.	In Day Time	In Time	Out Time	Pit Time	T. Pit Time	Handicap	Penalty
1	11:36:41.963	11:36:41.963	11:42:27.478	5:45.515	5:45.515		

34 Rafael Villagomez R DRIVEX
 Dallara F320 HWA

Nr.	In Day Time	In Time	Out Time	Pit Time	T. Pit Time	Handicap	Penalty
1	11:36:58.916	11:36:58.916	11:42:00.198	5:01.282	5:01.282		

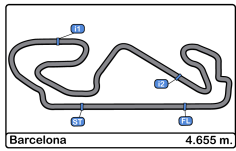
69 Lukas Dunner Cryptotower Racing Team
 Dallara F320 Spiess

Nr.	In Day Time	In Time	Out Time	Pit Time	T. Pit Time	Handicap	Penalty
1	11:38:43.461	11:38:43.461	11:43:45.555	5:02.094	5:02.094		

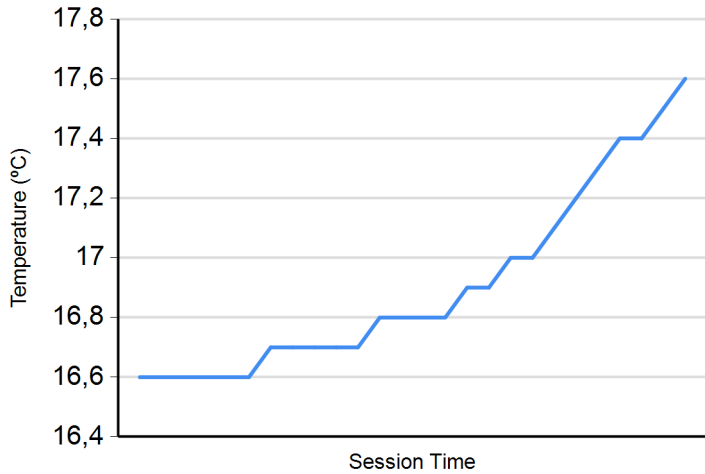
99 Rui Andrade Cryptotower Racing Team
 Dallara F320 Spiess

Nr.	In Day Time	In Time	Out Time	Pit Time	T. Pit Time	Handicap	Penalty
1	11:38:34.710	11:38:34.710	11:43:16.997	4:42.287	4:42.287		

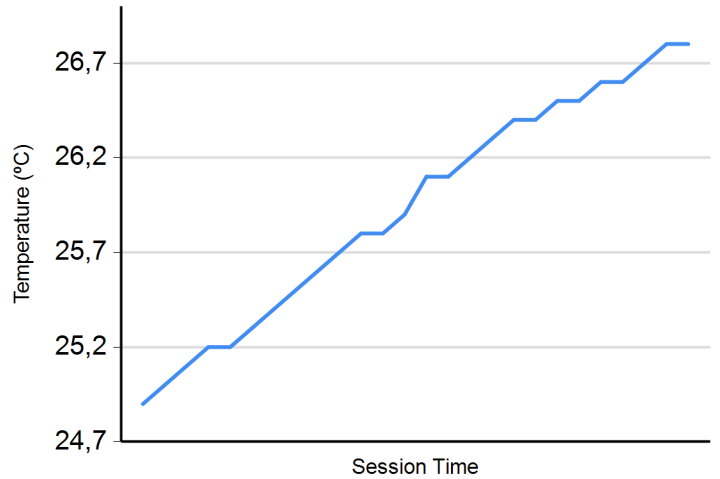




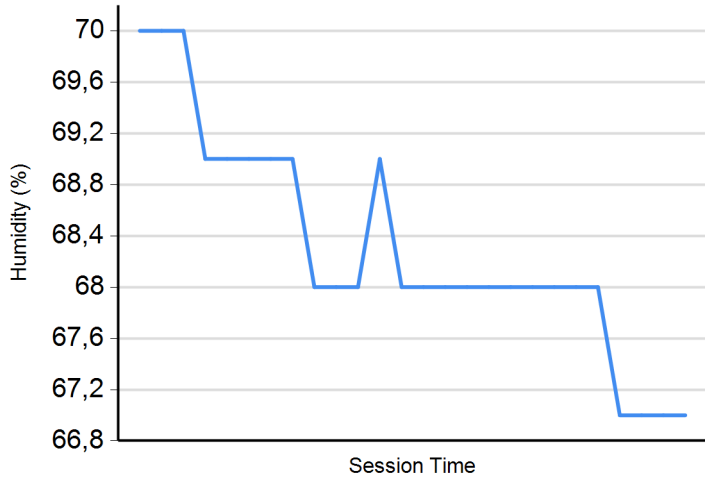
Air Temperature



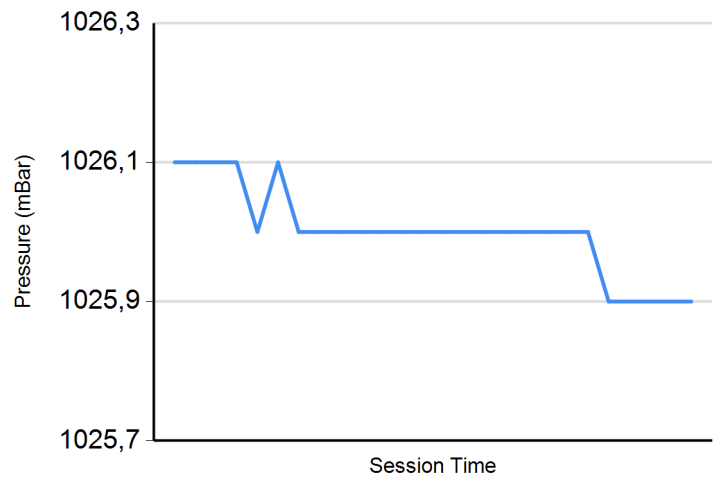
Track Temperature



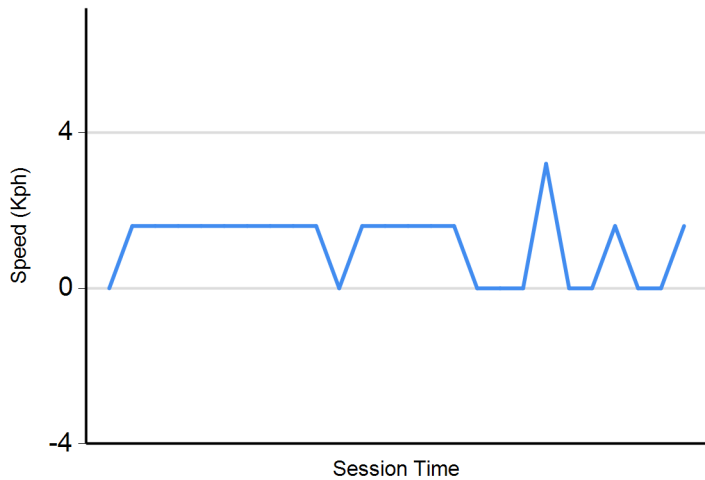
Humidity



Pressure



Wind Speed



Wind direction

North = 0°/360° Est = 90° South = 180° West = 270°

