

Circuito de Barcelona
Euroformula Open
Qualifying - 3
Provisional Results




Clas	Nº	Entrant	Nat	Driver	Nat	Cat	Clas	Chassis - Engine	Team	Laps	Best	Time	Gap	Interval	Km/h
1	20	Cryptotower Racing Team	JPN	Yifei Ye	CHN			Dallara F320 Spiess	Cryptotower Racing Team	12	10	1:35.212			176.0
2	15	Van Amersfoort Racing	NLD	Sebastian Estner	DEU	R	1	Dallara F320 HWA	Van Amersfoort Racing	13	11	1:35.443	0.231	0.231	175.5
3	69	Cryptotower Racing Team	JPN	Lukas Dunner	AUT			Dallara F320 Spiess	Cryptotower Racing Team	11	10	1:35.456	0.244	0.013	175.5
4	26	Double R	GBR	Louis Foster	GBR			Dallara F320 HWA	Double R	14	12	1:35.498	0.286	0.042	175.4
5	33	Team Motopark	DEU	Manuel Maldonado	VEN			Dallara F320 Spiess	Team Motopark	12	10	1:35.631	0.419	0.133	175.2
6	28	Team Motopark	DEU	Cameron Das	USA			Dallara F320 Spiess	Team Motopark	11	10	1:35.725	0.513	0.094	175.0
7	16	Van Amersfoort Racing	NLD	Andreas Estner	DEU			Dallara F320 HWA	Van Amersfoort Racing	11	9	1:35.797	0.585	0.072	174.9
8	4	Team Motopark	DEU	Niklas Krütten	DEU	R	2	Dallara F320 Spiess	Team Motopark	12	10	1:35.827	0.615	0.030	174.8
9	6	Carlin	GBR	Ido Cohen	ISR			Dallara F320 Spiess	Carlin	15	12	1:35.936	0.724	0.109	174.6
10	31	Carlin	GBR	Zane Maloney	BRB	R	3	Dallara F320 Spiess	Carlin	15	14	1:36.063	0.851	0.127	174.4
11	99	Cryptotower Racing Team	JPN	Rui Andrade	AGO			Dallara F320 Spiess	Cryptotower Racing Team	12	11	1:36.138	0.926	0.075	174.3
12	12	DRIVEX	ESP	Glenn Van Berlo	NLD	R	4	Dallara F320 HWA	DRIVEX	12	10	1:36.195	0.983	0.057	174.2
13	25	Van Amersfoort Racing	NLD	Alexandre Bardinon	FRA			Dallara F320 HWA	Van Amersfoort Racing	15	14	1:36.506	1.294	0.311	173.6
14	34	DRIVEX	ESP	Rafael Villagomez	MEX	R	5	Dallara F320 HWA	DRIVEX	14	12	1:36.723	1.511	0.217	173.2
15	8	Double R	GBR	Matthias Lüthen	DEU	R	6	Dallara F320 HWA	Double R	14	11	1:37.392	2.180	0.669	172.0

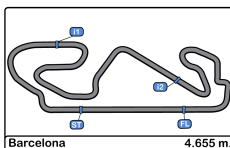
CAR 16 TIME 1:37.371 DELETED TRACK LIMITS AT T 15

Published at:.....

Track Temp: 13.4 °C Air Temp: 10.4 °C Humidity: 86 % Track Status: DRY

Stewards:	Race Director:	Timekeeper: 
-----------	----------------	---





Circuito de Barcelona
Euroformula Open
Qualifying - 3
Provisional Results by Class



Clas	Nº	Entrant	Nat	Driver	Nat	Cat	Clas	Chassis - Engine	Team	Laps	Best	Time	Gap	Interval	Km/h
1	20	Cryptotower Racing	JPN	Yifei Ye	CHN			Dallara F320 Spiess	Cryptotower Racing	12	10	1:35.212			176.0
2	69	Cryptotower Racing	JPN	Lukas Dunner	AUT			Dallara F320 Spiess	Cryptotower Racing	11	10	1:35.456	0.244	0.244	175.5
3	26	Double R	GBR	Louis Foster	GBR			Dallara F320 HWA	Double R	14	12	1:35.498	0.286	0.042	175.4
4	33	Team Motopark	DEU	Manuel Maldonado	VEN			Dallara F320 Spiess	Team Motopark	12	10	1:35.631	0.419	0.133	175.2
5	28	Team Motopark	DEU	Cameron Das	USA			Dallara F320 Spiess	Team Motopark	11	10	1:35.725	0.513	0.094	175.0
6	16	Van Amersfoort	NLD	Andreas Estner	DEU			Dallara F320 HWA	Van Amersfoort	11	9	1:35.797	0.585	0.072	174.9
7	6	Carlin	GBR	Ido Cohen	ISR			Dallara F320 Spiess	Carlin	15	12	1:35.936	0.724	0.139	174.6
8	99	Cryptotower Racing	JPN	Rui Andrade	AGO			Dallara F320 Spiess	Cryptotower Racing	12	11	1:36.138	0.926	0.202	174.3
9	25	Van Amersfoort	NLD	Alexandre Bardinon	FRA			Dallara F320 HWA	Van Amersfoort	15	14	1:36.506	1.294	0.368	173.6
Rookie															
1	15	Van Amersfoort	NLD	Sebastian Estner	DEU	R	1	Dallara F320 HWA	Van Amersfoort	13	11	1:35.443			175.5
2	4	Team Motopark	DEU	Niklas Krütten	DEU	R	2	Dallara F320 Spiess	Team Motopark	12	10	1:35.827	0.384	0.384	174.8
3	31	Carlin	GBR	Zane Maloney	BRB	R	3	Dallara F320 Spiess	Carlin	15	14	1:36.063	0.620	0.236	174.4
4	12	DRIVEX	ESP	Glenn Van Berlo	NLD	R	4	Dallara F320 HWA	DRIVEX	12	10	1:36.195	0.752	0.132	174.2
5	34	DRIVEX	ESP	Rafael Villagomez	MEX	R	5	Dallara F320 HWA	DRIVEX	14	12	1:36.723	1.280	0.528	173.2
6	8	Double R	GBR	Matthias Lüthen	DEU	R	6	Dallara F320 HWA	Double R	14	11	1:37.392	1.949	0.669	172.0

Published at:.....

Track Temp: 13.4 °C Air Temp: 10.4 °C Humidity: 86 % Track Status: DRY

Stewards:	Race Director:	Timekeeper:
------------------	-----------------------	--------------------





Circuit de Barcelona
Euroformula Open
Qualifying - 3
Lap Analysis



4 Niklas Krütten Dallara F320 Spiess 12 Glenn Van Berlo Dallara F320 HWA
R Team Motopark R DRIVEX

Lap	D	Time	Sector 1	Sector 2	Sector 3	T. Spd	Elapsed	Lap	D	Time	Sector 1	Sector 2	Sector 3	T. Spd	Elapsed
1		9:05:00.535	9:03:43.340	42.904	34.291	159.5	9:05:00.535	1		9:02:00.180	9:00:44.856	41.466	33.858	177.6	9:02:00.180
2		1:40.633	30.168	38.096	32.369	224.5	9:06:41.168	2		1:46.535	30.380	37.660	38.495	230.2	9:03:46.715
3		1:37.126	28.934	36.519	31.673	233.2	9:08:18.294	3		1:39.286	29.436	37.235	32.615	232.2	9:05:26.001
4		1:36.648	28.787	36.280	31.581	234.2	9:09:54.942	4		1:38.633	29.325	37.018	32.290	233.2	9:07:04.634
5		1:36.621	28.763	36.312	31.546	234.7	9:11:31.563	5		1:38.032	29.055	36.820	32.157	234.7	9:08:42.666
6		1:43.237 P	28.899	36.506	37.832	234.7	9:13:14.800	6		1:42.069 P	28.998	36.698	36.373	235.2	9:10:24.735
7		5:57.043	4:38.375	41.887	36.781	156.9	9:19:11.843	7		8:42.165	7:02.369	40.022	59.774	133.6	9:19:06.900
8		1:48.186	31.537	40.129	36.520	218.1	9:21:00.029	8		1:47.180	31.414	39.390	36.376	227.8	9:20:54.080
9		1:36.717	28.969	36.260	31.488	233.7	9:22:36.746	9		1:36.825	28.956	36.300	31.569	235.8	9:22:30.905
10		1:35.827	28.599	35.994	31.234	235.8	9:24:12.573	10		1:36.195	28.698	36.018	31.479	236.3	9:24:07.100
11		1:35.913	28.607	35.847	31.459	235.2	9:25:48.486	11		1:36.291	28.658	36.146	31.487	236.8	9:25:43.391
12		1:56.252 P	29.159	37.969	49.124	236.3	9:27:44.738	12		1:46.551 P	28.983	36.917	40.651	236.3	9:27:29.942

6 Ido Cohen Dallara F320 Spiess 15 Sebastian Estner Dallara F320 HWA
R Carlin R Van Amersfoort Racing

Lap	D	Time	Sector 1	Sector 2	Sector 3	T. Spd	Elapsed	Lap	D	Time	Sector 1	Sector 2	Sector 3	T. Spd	Elapsed
1		9:02:04.007	9:00:44.136	42.603	37.268	157.4	9:02:04.007	1		9:02:34.351	9:01:14.826	43.560	35.965	145.5	9:02:34.351
2		1:46.506	31.622	39.217	35.667	224.5	9:03:50.513	2		1:44.942	31.502	38.792	34.648	222.6	9:04:19.293
3		1:40.604	29.216	37.064	34.324	234.2	9:05:31.117	3		1:42.465	29.007	36.943	36.515	234.7	9:06:01.758
4		1:37.699	28.935	36.724	32.040	234.7	9:07:08.816	4		1:37.127	28.867	36.401	31.859	235.2	9:07:38.885
5		1:37.090	28.861	36.372	31.857	236.3	9:08:45.906	5		1:37.084	28.747	36.610	31.727	236.8	9:09:15.969
6		1:37.059	28.817	36.398	31.844	236.3	9:10:22.965	6		1:36.345	28.610	36.092	31.643	236.8	9:10:52.314
7		1:44.277 P	29.066	36.956	38.255	235.2	9:12:07.242	7		1:43.245 P	28.604	36.509	38.132	237.3	9:12:35.559
8		4:27.610	3:12.249	40.646	34.715	155.3	9:16:34.852	8		6:45.684	5:28.997	41.840	34.847	137.7	9:19:21.243
9		1:42.920	31.209	37.559	34.152	219.5	9:18:17.772	9		1:46.056	31.087	38.372	36.597	228.8	9:21:07.299
10		1:39.178	28.841	36.115	34.222	234.7	9:19:56.950	10		1:35.957	28.613	35.966	31.378	235.8	9:22:43.256
11		1:36.144	28.658	35.981	31.505	236.3	9:21:33.094	11		1:35.443	28.399	35.781	31.263	236.8	9:24:18.699
12		1:35.936	28.463	35.870	31.603	236.3	9:23:09.030	12		1:35.604	28.473	35.729	31.402	237.3	9:25:54.303
13		1:37.815	28.646	35.893	33.276	236.8	9:24:46.845	13		1:57.237 P	30.068	40.767	46.402	237.8	9:27:51.540
14		1:35.985	28.408	35.993	31.584	236.3	9:26:22.830								
15		2:01.700 P	35.472	43.107	43.121	233.2	9:28:24.530								

8 Matthias Lüthen Dallara F320 HWA 16 Andreas Estner Dallara F320 HWA
R Double R R Van Amersfoort Racing

Lap	D	Time	Sector 1	Sector 2	Sector 3	T. Spd	Elapsed	Lap	D	Time	Sector 1	Sector 2	Sector 3	T. Spd	Elapsed
1		9:02:15.237	9:00:52.238	45.530	37.469	137.7	9:02:15.237	1		9:04:34.207	9:03:18.370	41.527	34.310	159.2	9:04:34.207
2		1:47.606	32.904	40.315	34.387	208.4	9:04:02.843	2		1:41.272	30.638	37.773	32.861	219.0	9:06:15.479
3		1:42.349	29.840	38.054	34.455	233.7	9:05:45.192	3		1:37.218	29.044	36.335	31.839	237.3	9:07:52.697
4		1:39.948	29.275	37.749	32.924	235.2	9:07:25.140	4		1:36.576	28.631	36.159	31.786	237.8	9:09:29.273
5		1:39.297	29.157	37.467	32.673	235.2	9:09:04.437	5		1:36.651	28.627	36.153	31.871	238.4	9:11:05.924
6		1:46.171 P	29.092	37.223	39.856	235.2	9:10:50.608	6		1:41.308 P	28.789	36.416	36.103	237.8	9:12:47.232
7		5:54.585	4:35.523	43.239	35.823	140.9	9:16:45.193	7		6:41.187	5:26.172	40.514	34.501	156.7	9:19:28.419
8		1:43.870	31.716	38.570	33.584	216.4	9:18:29.063	8		1:42.174	29.419	37.762	34.993	234.7	9:21:10.593
9		1:38.397	29.048	36.843	32.506	234.2	9:20:07.460	9		1:35.797	28.619	35.840	31.338	238.4	9:22:46.390
10		1:37.394	28.724	36.625	32.045	235.2	9:21:44.854	10		1:37.374	28.370	35.708	33.293	238.4	9:24:23.761
11		1:37.392	28.690	36.498	32.204	234.7	9:23:22.246	11		1:41.530 P	28.967	36.154	36.409	235.8	9:26:05.291
12		1:37.744	28.766	36.716	32.262	235.2	9:24:59.990								
13		1:37.552	28.722	36.608	32.222	235.2	9:26:37.542								
14		1:59.814 P	28.986	41.458	49.370	234.2	9:28:37.356								





Circuit de Barcelona
Euroformula Open
Qualifying - 3
Lap Analysis



20

Yifei Ye

Dallara F320 Spiess

28

Cameron Das

Dallara F320 Spiess

Cryptotower Racing Team

Team Motopark

Lap	D	Time	Sector 1	Sector 2	Sector 3	T. Spd	Elapsed	Lap	D	Time	Sector 1	Sector 2	Sector 3	T. Spd	Elapsed
1		9:05:05.917	9:03:51.417	40.538	33.962	160.9	9:05:05.917	1		9:05:08.503	9:03:53.662	40.614	34.227	167.1	9:05:08.503
2		1:42.720	30.475	39.310	32.935	219.0	9:06:48.637	2		1:47.736	30.332	38.099	39.305	228.3	9:06:56.239
3		1:36.976	29.012	36.378	31.586	233.2	9:08:25.613	3		1:37.476	28.901	36.545	32.030	234.2	9:08:33.715
4		1:36.250	28.663	36.128	31.459	234.2	9:10:01.863	4		1:36.622	28.731	36.213	31.678	235.2	9:10:10.337
5		1:36.012	28.567	36.053	31.392	235.8	9:11:37.875	5		1:36.438	28.607	36.224	31.607	235.8	9:11:46.775
6		1:41.997 P	28.527	36.234	37.236	235.8	9:13:19.872	6		1:41.235 P	28.647	36.305	36.283	235.8	9:13:28.010
7		6:27.809	5:13.088	40.832	33.889	169.2	9:19:47.681	7		6:56.117	5:40.716	40.505	34.896	171.4	9:20:24.127
8		1:39.756	30.100	37.486	32.170	221.3	9:21:27.437	8		1:41.730	30.274	38.227	33.229	224.0	9:22:05.857
9		1:37.170	28.644	35.923	32.603	234.7	9:23:04.607	9		1:37.626	28.772	36.299	32.555	232.7	9:23:43.483
10		1:35.212	28.415	35.664	31.133	236.3	9:24:39.819	10		1:35.725	28.592	35.891	31.242	233.2	9:25:19.208
11		1:35.229	28.353	35.701	31.175	236.8	9:26:15.048	11		2:01.916 P	34.114	44.212	43.590	213.8	9:27:21.124
12		2:17.485 P	39.120	46.932	51.433	146.9	9:28:32.533								

25

Alexandre Bardinon

Dallara F320 HWA

31

Zane Maloney

Dallara F320 Spiess

Van Amersfoort Racing

R

Carlin

Lap	D	Time	Sector 1	Sector 2	Sector 3	T. Spd	Elapsed	Lap	D	Time	Sector 1	Sector 2	Sector 3	T. Spd	Elapsed
1		9:02:38.562	9:01:19.390	43.597	35.575	154.9	9:02:38.562	1		9:01:54.515	9:00:39.382	40.951	34.182	177.0	9:01:54.515
2		1:44.765	31.336	38.091	35.338	217.3	9:04:23.327	2		1:40.642	30.309	37.746	32.587	228.8	9:03:35.157
3		1:43.294	29.097	37.290	36.907	233.7	9:06:06.621	3		1:38.517	29.474	36.973	32.070	231.7	9:05:13.674
4		1:37.624	28.809	36.729	32.086	237.3	9:07:44.245	4		1:37.559	29.069	36.611	31.879	234.2	9:06:51.233
5		1:37.812	28.879	36.790	32.143	234.7	9:09:22.057	5		1:37.308	29.001	36.476	31.831	235.8	9:08:28.541
6		1:37.653	28.757	36.684	32.212	237.8	9:10:59.710	6		1:36.886	28.852	36.360	31.674	235.8	9:10:05.427
7		1:37.493	28.698	36.637	32.158	237.8	9:12:37.203	7		1:40.503 P	28.785	36.297	35.421	235.8	9:11:45.930
8		1:43.540 P	28.813	36.746	37.981	235.2	9:14:20.743	8		4:36.571	3:24.208	39.197	33.166	180.6	9:16:22.501
9		3:59.762	2:40.363	43.281	36.118	144.7	9:18:20.505	9		1:38.979	29.523	37.197	32.259	230.7	9:18:01.480
10		1:41.812	31.172	38.352	32.288	226.4	9:20:02.317	10		1:38.040	29.423	36.591	32.026	233.2	9:19:39.520
11		1:36.746	28.675	36.435	31.636	237.3	9:21:39.063	11		1:36.519	28.783	36.149	31.587	234.7	9:21:16.039
12		1:36.613	28.685	36.301	31.627	236.3	9:23:15.676	12		1:42.112	29.501	38.597	34.014	237.3	9:22:58.151
13		1:36.519	28.670	36.221	31.628	237.3	9:24:52.195	13		1:36.285	28.664	36.151	31.470	235.2	9:24:34.436
14		1:36.506	28.541	36.279	31.686	237.8	9:26:28.701	14		1:36.063	28.703	36.016	31.344	235.2	9:26:10.499
15		2:07.261 P	34.207	44.214	48.840	197.4	9:28:35.962	15		1:46.306 P	28.652	40.221	37.433	234.7	9:27:56.805

26

Louis Foster

Dallara F320 HWA

33

Manuel Maldonado

Dallara F320 Spiess

Double R

Team Motopark

Lap	D	Time	Sector 1	Sector 2	Sector 3	T. Spd	Elapsed	Lap	D	Time	Sector 1	Sector 2	Sector 3	T. Spd	Elapsed
1		9:02:41.041	9:01:25.850	40.332	34.859	177.0	9:02:41.041	1		9:03:59.580	9:02:36.245	45.425	37.910	148.5	9:03:59.580
2		1:48.869	30.218	37.805	40.846	234.2	9:04:29.910	2		1:44.249	31.091	39.078	34.080	226.4	9:05:43.829
3		1:40.554	29.152	36.836	34.566	234.7	9:06:10.464	3		1:37.470	28.973	36.575	31.922	235.2	9:07:21.299
4		1:37.131	28.764	36.539	31.828	237.3	9:07:47.595	4		1:36.506	28.670	36.223	31.613	236.3	9:08:57.805
5		1:36.919	28.693	36.443	31.783	237.3	9:09:24.514	5		1:36.344	28.606	36.128	31.610	237.8	9:10:34.149
6		1:36.665	28.546	36.340	31.779	238.9	9:11:01.179	6		1:44.823 P	29.496	37.265	38.062	237.3	9:12:18.972
7		1:41.774 P	28.614	36.470	36.690	238.9	9:12:42.953	7		6:47.114	5:28.624	42.257	36.233	149.7	9:19:06.086
8		4:32.172	3:18.069	39.934	34.169	177.6	9:17:15.125	8		1:44.927	30.726	38.146	36.055	223.1	9:20:51.013
9		1:51.167	30.016	37.388	43.763	233.2	9:19:06.292	9		1:36.299	28.754	36.000	31.545	235.2	9:22:27.312
10		1:36.404	28.789	36.146	31.469	235.2	9:20:42.696	10		1:35.631	28.517	35.848	31.266	236.8	9:24:02.943
11		1:35.871	28.588	35.879	31.404	235.8	9:22:18.567	11		1:35.823	28.462	35.955	31.406	237.3	9:25:38.766
12		1:35.498	28.434	35.831	31.233	236.3	9:23:54.065	12		1:49.921 P	30.464	38.978	40.479	236.8	9:27:28.687
13		1:35.779	28.469	35.786	31.524	236.8	9:25:29.844								
14		2:12.447 P	33.910	49.715	48.822	186.5	9:27:42.291								





Circuito de Barcelona
Euroformula Open
Qualifying - 3
Lap Analysis



34

Rafael Villagomez

Dallara F320 HWA

R

DRIVEX

Lap	D	Time	Sector 1	Sector 2	Sector 3	T. Spd	Elapsed
1		9:02:08.589	9:00:49.766	43.207	35.616	157.8	9:02:08.589
2		1:42.441	30.169	38.325	33.947	236.3	9:03:51.030
3		1:43.917	29.427	37.132	37.358	242.1	9:05:34.947
4		1:38.126	29.074	36.898	32.154	236.3	9:07:13.073
5		1:37.624	28.810	36.703	32.111	237.3	9:08:50.697
6		1:37.327	28.781	36.459	32.087	239.4	9:10:28.024
7		1:43.810 P	28.830	36.574	38.406	239.4	9:12:11.834
8		5:57.678	4:40.789	42.037	34.852	168.2	9:18:09.512
9		1:42.373	29.894	37.588	34.891	236.3	9:19:51.885
10		1:37.330	28.831	36.599	31.900	237.8	9:21:29.215
11		1:36.909	28.616	36.519	31.774	238.9	9:23:06.124
12		1:36.723	28.559	36.333	31.831	242.1	9:24:42.847
13		1:36.888	28.733	36.282	31.873	238.4	9:26:19.735
14		2:07.653 P	36.556	45.625	45.472	206.1	9:28:27.388

69

Lukas Dunner

Dallara F320 Spiess

Cryptotower Racing Team

Lap	D	Time	Sector 1	Sector 2	Sector 3	T. Spd	Elapsed
1		9:04:38.949	9:03:23.334	41.097	34.518	150.4	9:04:38.949
2		1:43.702	30.805	38.274	34.623	214.2	9:06:22.651
3		1:37.370	29.001	36.537	31.832	232.7	9:08:00.021
4		1:36.884	28.767	36.412	31.705	234.2	9:09:36.905
5		1:36.648	28.649	36.248	31.751	235.2	9:11:13.553
6		1:41.049 P	28.680	36.423	35.946	236.3	9:12:54.602
7		6:37.655	5:25.632	38.839	33.184	178.2	9:19:32.257
8		1:48.521	29.455	39.622	39.444	236.8	9:21:20.778
9		1:40.728	28.764	36.049	35.915	234.2	9:23:01.506
10		1:35.456	28.453	35.774	31.229	235.2	9:24:36.962
11		1:42.275 P	28.330	35.770	38.175	237.3	9:26:19.237

99

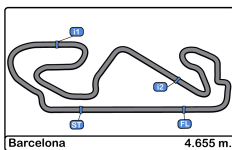
Rui Andrade

Dallara F320 Spiess

Cryptotower Racing Team

Lap	D	Time	Sector 1	Sector 2	Sector 3	T. Spd	Elapsed
1		9:04:11.880	9:02:54.906	42.180	34.794	160.7	9:04:11.880
2		1:42.398	30.506	38.615	33.277	214.7	9:05:54.278
3		1:38.349	29.366	36.971	32.012	233.7	9:07:32.627
4		1:37.503	28.941	36.639	31.923	234.2	9:09:10.130
5		1:37.347	28.756	36.508	32.083	234.7	9:10:47.477
6		1:45.390 P	28.809	36.893	39.688	234.7	9:12:32.867
7		6:57.999	5:44.144	40.449	33.406	171.1	9:19:30.866
8		1:44.183	29.886	38.483	35.814	218.6	9:21:15.049
9		1:36.607	28.879	36.225	31.503	234.2	9:22:51.656
10		1:36.355	28.432	35.999	31.924	236.3	9:24:28.011
11		1:36.138	28.535	36.060	31.543	235.8	9:26:04.149
12		1:49.566 P	29.618	38.070	41.878	235.2	9:27:53.715



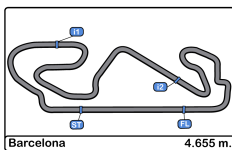


Circuito de Barcelona
Euroformula Open
Qualifying - 3
Best Sectors Results



Sector - 1				Sector - 2				Sector - 3				Ideal Lap vs Best Lap				
Clas	Nº	Driver	Time	Nº	Driver	Time	Nº	Driver	Time	Clas	Nº	Driver	Ideal Lap	Best Lap	Clas	
1	69	Lukas Dunner	28.330	20	Yifei Ye	35.664	20	Yifei Ye	31.133	1	20	Yifei Ye	1:35.150	1:35.212	1	
2	20	Yifei Ye	28.353	16	Andreas Estner	35.708	69	Lukas Dunner	31.229	2	69	Lukas Dunner	1:35.329	1:35.456	3	
3	16	Andreas Estner	28.370	15	Sebastian Estner	35.729	26	Louis Foster	31.233	3	15	Sebastian Estner	1:35.391	1:35.443	2	
4	15	Sebastian Estner	28.399	69	Lukas Dunner	35.770	4	Niklas Krütten	31.234	4	16	Andreas Estner	1:35.416	1:35.797	7	
5	6	Ido Cohen	28.408	26	Louis Foster	35.786	28	Cameron Das	31.242	5	26	Louis Foster	1:35.453	1:35.498	4	
6	99	Rui Andrade	28.432	4	Niklas Krütten	35.847	15	Sebastian Estner	31.263	6	33	Manuel Maldonado	1:35.576	1:35.631	5	
7	26	Louis Foster	28.434	33	Manuel Maldonado	35.848	33	Manuel Maldonado	31.266	7	4	Niklas Krütten	1:35.680	1:35.827	8	
8	33	Manuel Maldonado	28.462	6	Ido Cohen	35.870	16	Andreas Estner	31.338	8	28	Cameron Das	1:35.725	1:35.725	6	
9	25	Alexandre Bardinon	28.541	28	Cameron Das	35.891	31	Zane Maloney	31.344	9	6	Ido Cohen	1:35.783	1:35.936	9	
10	34	Rafael Villagomez	28.559	99	Rui Andrade	35.999	12	Glenn Van Berlo	31.479	10	99	Rui Andrade	1:35.934	1:36.138	11	
11	28	Cameron Das	28.592	31	Zane Maloney	36.016	99	Rui Andrade	31.503	11	31	Zane Maloney	1:36.012	1:36.063	10	
12	4	Niklas Krütten	28.599	12	Glenn Van Berlo	36.018	6	Ido Cohen	31.505	12	12	Glenn Van Berlo	1:36.155	1:36.195	12	
13	31	Zane Maloney	28.652	25	Alexandre Bardinon	36.221	25	Alexandre Bardinon	31.627	13	25	Alexandre Bardinon	1:36.389	1:36.506	13	
14	12	Glenn Van Berlo	28.658	34	Rafael Villagomez	36.282	34	Rafael Villagomez	31.774	14	34	Rafael Villagomez	1:36.615	1:36.723	14	
15	8	Matthias Lüthen	28.690	8	Matthias Lüthen	36.498	8	Matthias Lüthen	32.045	15	8	Matthias Lüthen	1:37.233	1:37.392	15	



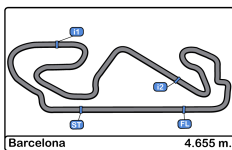


Circuito de Barcelona
Euroformula Open
Qualifying - 3
Best 5 Lap Times



Cls	Nº	Entrant	Nat	Driver	Nat	Cat	Cls	Chassis - Engine	Team	Best 1		Best 2		Best 3		Best 4		Best 5	
										Time	Lap	Time	Lap	Time	Lap	Time	Lap	Time	Lap
1	20	Cryptotower Racing		Yifei Ye				Dallara F320 Spiess	Cryptotower Racing	1:35.212	10	1:35.229	11	1:36.012	5	1:36.250	4	1:36.976	3
2	15	Van Amersfoort Racing		Sebastian Estner		R	1	Dallara F320 HWA	Van Amersfoort Racing	1:35.443	11	1:35.604	12	1:35.957	10	1:36.345	6	1:37.084	5
3	69	Cryptotower Racing		Lukas Dunner				Dallara F320 Spiess	Cryptotower Racing	1:35.456	10	1:36.648	5	1:36.884	4	1:37.370	3	1:40.728	9
4	26	Double R		Louis Foster				Dallara F320 HWA	Double R	1:35.498	12	1:35.779	13	1:35.871	11	1:36.404	10	1:36.665	6
5	33	Team Motopark		Manuel Maldonado				Dallara F320 Spiess	Team Motopark	1:35.631	10	1:35.823	11	1:36.299	9	1:36.344	5	1:36.506	4
6	28	Team Motopark		Cameron Das				Dallara F320 Spiess	Team Motopark	1:35.725	10	1:36.438	5	1:36.622	4	1:37.476	3	1:37.626	9
7	16	Van Amersfoort Racing		Andreas Estner				Dallara F320 HWA	Van Amersfoort Racing	1:35.797	9	1:36.576	4	1:36.651	5	1:37.218	3	1:41.272	2
8	4	Team Motopark		Niklas Krütten		R	2	Dallara F320 Spiess	Team Motopark	1:35.827	10	1:35.913	11	1:36.621	5	1:36.648	4	1:36.717	9
9	6	Carlin		Ido Cohen				Dallara F320 Spiess	Carlin	1:35.936	12	1:35.985	14	1:36.144	11	1:37.059	6	1:37.090	5
10	31	Carlin		Zane Maloney		R	3	Dallara F320 Spiess	Carlin	1:36.063	14	1:36.285	13	1:36.519	11	1:36.886	6	1:37.308	5
11	99	Cryptotower Racing		Rui Andrade				Dallara F320 Spiess	Cryptotower Racing	1:36.138	11	1:36.355	10	1:36.607	9	1:37.347	5	1:37.503	4
12	12	DRIVEX		Glenn Van Berlo		R	4	Dallara F320 HWA	DRIVEX	1:36.195	10	1:36.291	11	1:36.825	9	1:38.032	5	1:38.633	4
13	25	Van Amersfoort Racing		Alexandre Bardinon				Dallara F320 HWA	Van Amersfoort Racing	1:36.506	14	1:36.519	13	1:36.613	12	1:36.746	11	1:37.493	7
14	34	DRIVEX		Rafael Villagomez		R	5	Dallara F320 HWA	DRIVEX	1:36.723	12	1:36.888	13	1:36.909	11	1:37.327	6	1:37.330	10
15	8	Double R		Matthias Lüthen		R	6	Dallara F320 HWA	Double R	1:37.392	11	1:37.394	10	1:37.552	13	1:37.744	12	1:38.397	9



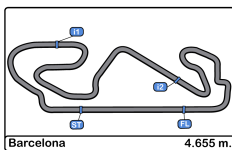


Circuito de Barcelona
Euroformula Open
Qualifying - 3
Best 5 Top Speeds



Cls	Nº	Entrant	Nat	Driver	Nat	Cat	Cls	Chassis - Engine	Team	Top 1		Top 2		Top 3		Top 4		Top 5		Avg
										Km/h	Lap	Km/h	Lap	Km/h	Lap	Km/h	Lap	Km/h	Lap	
1	34	DRIVEX	ESP	Rafael Villagomez	MEX	R	1	Dallara F320 HWA	DRIVEX	242.1	3	242.1	12	239.4	6	239.4	7	238.9	11	240.4
2	26	Double R	GBR	Louis Foster	GBR			Dallara F320 HWA	Double R	238.9	6	238.9	7	237.3	4	237.3	5	236.8	13	237.8
3	16	Van Amersfoort Racing	NLD	Andreas Estner	DEU			Dallara F320 HWA	Van Amersfoort Racing	238.4	5	238.4	9	238.4	10	237.8	4	237.8	6	238.2
4	15	Van Amersfoort Racing	NLD	Sebastian Estner	DEU	R	2	Dallara F320 HWA	Van Amersfoort Racing	237.8	13	237.3	7	237.3	12	236.8	5	236.8	6	237.2
5	25	Van Amersfoort Racing	NLD	Alexandre Bardinon	FRA			Dallara F320 HWA	Van Amersfoort Racing	237.8	6	237.8	7	237.8	14	237.3	4	237.3	11	237.6
6	33	Team Motopark	DEU	Manuel Maldonado	VEN			Dallara F320 Spiess	Team Motopark	237.8	5	237.3	6	237.3	11	236.8	10	236.8	12	237.2
7	31	Carlin	GBR	Zane Maloney	BRB	R	3	Dallara F320 Spiess	Carlin	237.3	12	235.8	5	235.8	6	235.8	7	235.2	13	236.0
8	69	Cryptotower Racing	JPN	Lukas Dunner	AUT			Dallara F320 Spiess	Cryptotower Racing	237.3	11	236.8	8	236.3	6	235.2	5	235.2	10	236.2
9	6	Carlin	GBR	Ido Cohen	ISR			Dallara F320 Spiess	Carlin	236.8	13	236.3	5	236.3	6	236.3	11	236.3	12	236.4
10	12	DRIVEX	ESP	Glenn Van Berlo	NLD	R	4	Dallara F320 HWA	DRIVEX	236.8	11	236.3	10	236.3	12	235.8	9	235.2	6	236.1
11	20	Cryptotower Racing	JPN	Yifei Ye	CHN			Dallara F320 Spiess	Cryptotower Racing	236.8	11	236.3	10	235.8	5	235.8	6	234.7	9	235.9
12	4	Team Motopark	DEU	Niklas Krütten	DEU	R	5	Dallara F320 Spiess	Team Motopark	236.3	12	235.8	10	235.2	11	234.7	5	234.7	6	235.3
13	99	Cryptotower Racing	JPN	Rui Andrade	AGO			Dallara F320 Spiess	Cryptotower Racing	236.3	10	235.8	11	235.2	12	234.7	5	234.7	6	235.3
14	28	Team Motopark	DEU	Cameron Das	USA			Dallara F320 Spiess	Team Motopark	235.8	5	235.8	6	235.2	4	234.2	3	233.2	10	234.8
15	8	Double R	GBR	Matthias Lüthen	DEU	R	6	Dallara F320 HWA	Double R	235.2	4	235.2	5	235.2	6	235.2	10	235.2	12	235.2



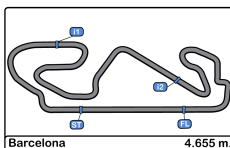


Circuito de Barcelona
Euroformula Open
Qualifying - 3
Fastest Laps Sequence



Lap	Time of Day	Session Time	Nº	Entrant	Nat	Driver	Nat	Cat	Chassis - Engine	Team	Time	Km/h
2	9:03:35.157	3:35.157	31	Carlin	GBR	Zane Maloney	BRB	R	Dallara F320 Spiess	Carlin	1:40.642	166.5
3	9:05:13.674	5:13.674	31	Carlin	GBR	Zane Maloney	BRB	R	Dallara F320 Spiess	Carlin	1:38.517	170.1
4	9:06:51.233	6:51.233	31	Carlin	GBR	Zane Maloney	BRB	R	Dallara F320 Spiess	Carlin	1:37.559	171.7
3	9:07:21.299	7:21.299	33	Team Motopark	DEU	Manuel Maldonado	VEN		Dallara F320 Spiess	Team Motopark	1:37.470	171.9
4	9:07:38.885	7:38.885	15	Van Amersfoort Racing	NLD	Sebastian Estner	DEU	R	Dallara F320 HWA	Van Amersfoort Racing	1:37.127	172.5
3	9:08:18.294	8:18.294	4	Team Motopark	DEU	Niklas Krütten	DEU	R	Dallara F320 Spiess	Team Motopark	1:37.126	172.5
3	9:08:25.613	8:25.613	20	Cryptotower Racing Team	JPN	Yifei Ye	CHN		Dallara F320 Spiess	Cryptotower Racing Team	1:36.976	172.8
4	9:08:57.805	8:57.805	33	Team Motopark	DEU	Manuel Maldonado	VEN		Dallara F320 Spiess	Team Motopark	1:36.506	173.6
4	9:10:01.863	10:01.863	20	Cryptotower Racing Team	JPN	Yifei Ye	CHN		Dallara F320 Spiess	Cryptotower Racing Team	1:36.250	174.1
5	9:11:37.875	11:37.875	20	Cryptotower Racing Team	JPN	Yifei Ye	CHN		Dallara F320 Spiess	Cryptotower Racing Team	1:36.012	174.5
11	9:22:18.567	22:18.567	26	Double R	GBR	Louis Foster	GBR		Dallara F320 HWA	Double R	1:35.871	174.7
9	9:22:46.390	22:46.390	16	Van Amersfoort Racing	NLD	Andreas Estner	DEU		Dallara F320 HWA	Van Amersfoort Racing	1:35.797	174.9
12	9:23:54.065	23:54.065	26	Double R	GBR	Louis Foster	GBR		Dallara F320 HWA	Double R	1:35.498	175.4
11	9:24:18.699	24:18.699	15	Van Amersfoort Racing	NLD	Sebastian Estner	DEU	R	Dallara F320 HWA	Van Amersfoort Racing	1:35.443	175.5
10	9:24:39.819	24:39.819	20	Cryptotower Racing Team	JPN	Yifei Ye	CHN		Dallara F320 Spiess	Cryptotower Racing Team	1:35.212	176.0



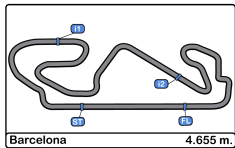


Circuito de Barcelona
Euroformula Open
Qualifying - 3
Event Best Maximum Speed



Nº	Entrant	Nat	Driver	Nat	Cat	Clas	Chassis - Engine	Team	Km/h	Session
34	DRIVEX	ESP	Rafael Villagomez	MEX	R	1	Dallara F320 HWA	DRIVEX	244.3	Free Practice - 2
25	Van Amersfoort Racing	NLD	Alexandre Bardinon	FRA			Dallara F320 HWA	Van Amersfoort Racing	242.6	Qualifying - 1
16	Van Amersfoort Racing	NLD	Andreas Estner	DEU			Dallara F320 HWA	Van Amersfoort Racing	241.6	Free Practice - 2
31	Carlin	GBR	Zane Maloney	BRB	R	2	Dallara F320 Spiess	Carlin	241.6	Qualifying - 1
26	Double R	GBR	Louis Foster	GBR			Dallara F320 HWA	Double R	240.5	Free Practice - 3
8	Double R	GBR	Matthias Lüthen	DEU	R	3	Dallara F320 HWA	Double R	240.5	Qualifying - 1
12	DRIVEX	ESP	Glenn Van Berlo	NLD	R	4	Dallara F320 HWA	DRIVEX	240.0	Qualifying - 2
6	Carlin	GBR	Ido Cohen	ISR			Dallara F320 Spiess	Carlin	239.4	Free Practice - 3
20	Cryptotower Racing Team	JPN	Yifei Ye	CHN			Dallara F320 Spiess	Cryptotower Racing Team	239.4	Qualifying - 1
33	Team Motopark	DEU	Manuel Maldonado	VEN			Dallara F320 Spiess	Team Motopark	238.9	Qualifying - 1
15	Van Amersfoort Racing	NLD	Sebastian Estner	DEU	R	5	Dallara F320 HWA	Van Amersfoort Racing	238.9	Qualifying - 2
28	Team Motopark	DEU	Cameron Das	USA			Dallara F320 Spiess	Team Motopark	238.4	Qualifying - 1
69	Cryptotower Racing Team	JPN	Lukas Dunner	AUT			Dallara F320 Spiess	Cryptotower Racing Team	237.3	Qualifying - 1
99	Cryptotower Racing Team	JPN	Rui Andrade	AGO			Dallara F320 Spiess	Cryptotower Racing Team	237.3	Qualifying - 1
4	Team Motopark	DEU	Niklas Krütten	DEU	R	6	Dallara F320 Spiess	Team Motopark	236.8	Free Practice - 2





Circuit de Barcelona
Euroformula Open
Qualifying - 3
Pit Stop Analysis



4 Niklas Krütten R Team Motopark
 Dallara F320 Spiess

Nr.	In Day Time	In Time	Out Time	Pit Time	T. Pit Time	Handicap	Penalty
1	9:13:12.139	9:13:12.139	9:17:17.504	4:05.365	4:05.365		

6 Ido Cohen Carlin
 Dallara F320 Spiess

Nr.	In Day Time	In Time	Out Time	Pit Time	T. Pit Time	Handicap	Penalty
1	9:12:04.759	9:12:04.759	9:14:46.478	2:41.719	2:41.719		

8 Matthias Lüthen R Double R
 Dallara F320 HWA

Nr.	In Day Time	In Time	Out Time	Pit Time	T. Pit Time	Handicap	Penalty
1	9:10:48.080	9:10:48.080	9:14:49.517	4:01.437	4:01.437		

12 Glenn Van Berlo R DRIVEX
 Dallara F320 HWA

Nr.	In Day Time	In Time	Out Time	Pit Time	T. Pit Time	Handicap	Penalty
1	9:10:22.202	9:10:22.202	9:16:48.750	6:26.548	6:26.548		

15 Sebastian Estner R Van Amersfoort Racing
 Dallara F320 HWA

Nr.	In Day Time	In Time	Out Time	Pit Time	T. Pit Time	Handicap	Penalty
1	9:12:32.889	9:12:32.889	9:17:26.606	4:53.717	4:53.717		

16 Andreas Estner Van Amersfoort Racing
 Dallara F320 HWA

Nr.	In Day Time	In Time	Out Time	Pit Time	T. Pit Time	Handicap	Penalty
1	9:12:44.685	9:12:44.685	9:17:38.758	4:54.073	4:54.073		

20 Yifei Ye Cryptotower Racing Team
 Dallara F320 Spiess

Nr.	In Day Time	In Time	Out Time	Pit Time	T. Pit Time	Handicap	Penalty
1	9:13:16.900	9:13:16.900	9:17:58.463	4:41.563	4:41.563		

25 Alexandre Bardinon Van Amersfoort Racing
 Dallara F320 HWA

Nr.	In Day Time	In Time	Out Time	Pit Time	T. Pit Time	Handicap	Penalty
1	9:14:18.331	9:14:18.331	9:16:24.342	2:06.011	2:06.011		

26 Louis Foster Double R
 Dallara F320 HWA

Nr.	In Day Time	In Time	Out Time	Pit Time	T. Pit Time	Handicap	Penalty
1	9:12:40.342	9:12:40.342	9:15:28.350	2:48.008	2:48.008		

28 Cameron Das Team Motopark
 Dallara F320 Spiess

Nr.	In Day Time	In Time	Out Time	Pit Time	T. Pit Time	Handicap	Penalty
1	9:13:25.444	9:13:25.444	9:18:34.614	5:09.170	5:09.170		

31 Zane Maloney R Carlin
 Dallara F320 Spiess

Nr.	In Day Time	In Time	Out Time	Pit Time	T. Pit Time	Handicap	Penalty
1	9:11:43.470	9:11:43.470	9:14:38.614	2:55.144	2:55.144		

33 Manuel Maldonado Team Motopark
 Dallara F320 Spiess

Nr.	In Day Time	In Time	Out Time	Pit Time	T. Pit Time	Handicap	Penalty
1	9:12:16.628	9:12:16.628	9:17:10.693	4:54.065	4:54.065		

34 Rafael Villagomez R DRIVEX
 Dallara F320 HWA

Nr.	In Day Time	In Time	Out Time	Pit Time	T. Pit Time	Handicap	Penalty
1	9:12:09.272	9:12:09.272	9:16:15.588	4:06.316	4:06.316		

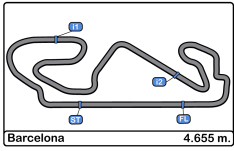
69 Lukas Dunner Cryptotower Racing Team
 Dallara F320 Spiess

Nr.	In Day Time	In Time	Out Time	Pit Time	T. Pit Time	Handicap	Penalty
1	9:12:51.919	9:12:51.919	9:17:47.481	4:55.562	4:55.562		

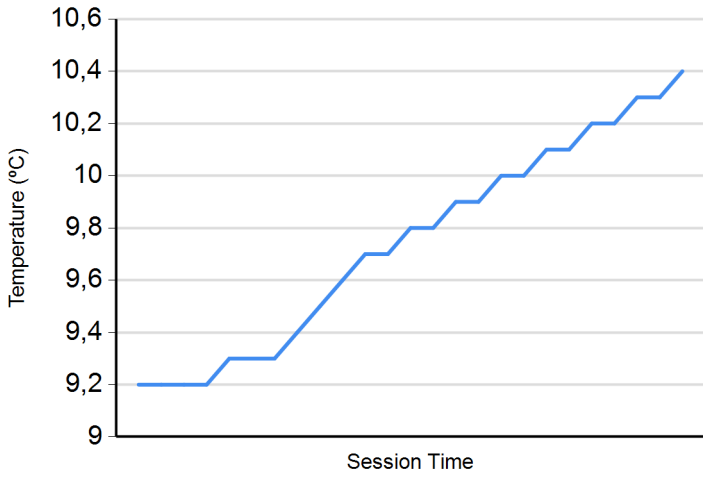
99 Rui Andrade Cryptotower Racing Team
 Dallara F320 Spiess

Nr.	In Day Time	In Time	Out Time	Pit Time	T. Pit Time	Handicap	Penalty
1	9:12:30.064	9:12:30.064	9:17:42.991	5:12.927	5:12.927		

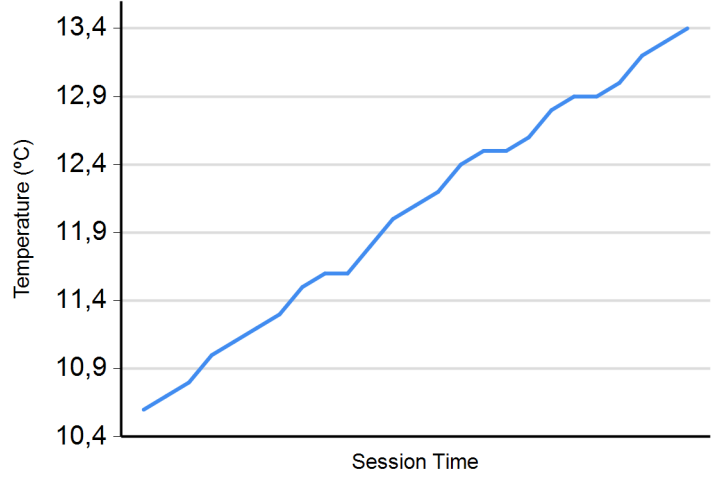




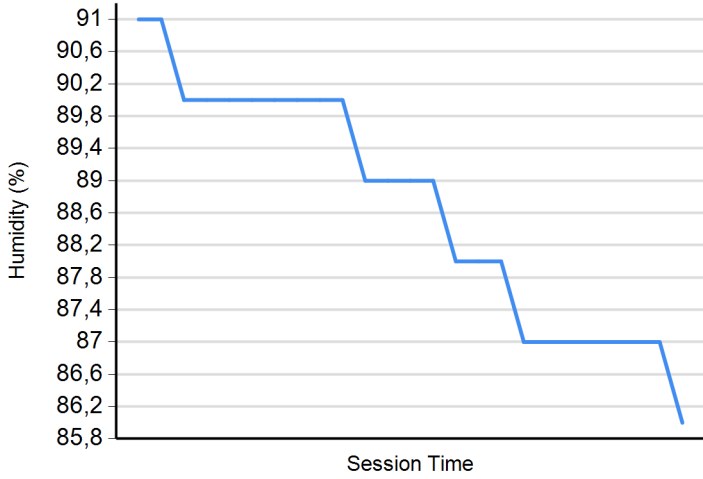
Air Temperature



Track Temperature



Humidity



Pressure

