

Circuito de Barcelona
Euroformula Open
Qualifying - 4
Provisional Results



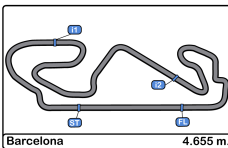
| Clas | Nº | Entrant | Nat | Driver | Nat | Cat | Clas | Chassis - Engine | Team | Laps | Best | Time | Gap | Interval | Km/h |
|------|----|-------------------------|-----|--------------------|-----|-----|------|---------------------|-------------------------|------|------|----------|-------|----------|-------|
| 1 | 20 | Cryptotower Racing Team | JPN | Yifei Ye | CHN | | | Dallara F320 Spiess | Cryptotower Racing Team | 11 | 10 | 1:35.029 | | | 176.3 |
| 2 | 33 | Team Motopark | DEU | Manuel Maldonado | VEN | | | Dallara F320 Spiess | Team Motopark | 12 | 10 | 1:35.273 | 0.244 | 0.244 | 175.8 |
| 3 | 69 | Cryptotower Racing Team | JPN | Lukas Dunner | AUT | | | Dallara F320 Spiess | Cryptotower Racing Team | 12 | 10 | 1:35.328 | 0.299 | 0.055 | 175.7 |
| 4 | 16 | Van Amersfoort Racing | NLD | Andreas Estner | DEU | | | Dallara F320 HWA | Van Amersfoort Racing | 11 | 10 | 1:35.336 | 0.307 | 0.008 | 175.7 |
| 5 | 15 | Van Amersfoort Racing | NLD | Sebastian Estner | DEU | R | 1 | Dallara F320 HWA | Van Amersfoort Racing | 13 | 12 | 1:35.378 | 0.349 | 0.042 | 175.7 |
| 6 | 28 | Team Motopark | DEU | Cameron Das | USA | | | Dallara F320 Spiess | Team Motopark | 11 | 10 | 1:35.442 | 0.413 | 0.064 | 175.5 |
| 7 | 6 | Carlin | GBR | Ido Cohen | ISR | | | Dallara F320 Spiess | Carlin | 15 | 12 | 1:35.632 | 0.603 | 0.190 | 175.2 |
| 8 | 4 | Team Motopark | DEU | Niklas Krütten | DEU | R | 2 | Dallara F320 Spiess | Team Motopark | 12 | 11 | 1:35.670 | 0.641 | 0.038 | 175.1 |
| 9 | 31 | Carlin | GBR | Zane Maloney | BRB | R | 3 | Dallara F320 Spiess | Carlin | 15 | 13 | 1:35.778 | 0.749 | 0.108 | 174.9 |
| 10 | 25 | Van Amersfoort Racing | NLD | Alexandre Bardinon | FRA | | | Dallara F320 HWA | Van Amersfoort Racing | 15 | 13 | 1:35.897 | 0.868 | 0.119 | 174.7 |
| 11 | 99 | Cryptotower Racing Team | JPN | Rui Andrade | AGO | | | Dallara F320 Spiess | Cryptotower Racing Team | 12 | 10 | 1:35.986 | 0.957 | 0.089 | 174.5 |
| 12 | 26 | Double R | GBR | Louis Foster | GBR | | | Dallara F320 HWA | Double R | 7 | 6 | 1:36.295 | 1.266 | 0.309 | 174.0 |
| 13 | 12 | DRIVEX | ESP | Glenn Van Berlo | NLD | R | 4 | Dallara F320 HWA | DRIVEX | 12 | 11 | 1:36.298 | 1.269 | 0.003 | 174.0 |
| 14 | 34 | DRIVEX | ESP | Rafael Villagomez | MEX | R | 5 | Dallara F320 HWA | DRIVEX | 14 | 13 | 1:36.656 | 1.627 | 0.358 | 173.3 |
| 15 | 8 | Double R | GBR | Matthias Lüthen | DEU | R | 6 | Dallara F320 HWA | Double R | 14 | 12 | 1:36.987 | 1.958 | 0.331 | 172.7 |

Published at:.....

Track Temp: 16.7 °C Air Temp: 11.5 °C Humidity: 90 % Track Status: DRY

| | | |
|------------------|-----------------------|--|
| Stewards: | Race Director: | Timekeeper:  |
|------------------|-----------------------|--|





Circuito de Barcelona
Euroformula Open
Qualifying - 4
Provisional Results by Class



| Clas | Nº | Entrant | Nat | Driver | Nat | Cat | Clas | Chassis - Engine | Team | Laps | Best | Time | Gap | Interval | Km/h |
|---------------|----|--------------------|-----|--------------------|-----|-----|------|---------------------|--------------------|------|------|----------|-------|----------|-------|
| 1 | 20 | Cryptotower Racing | JPN | Yifei Ye | CHN | | | Dallara F320 Spiess | Cryptotower Racing | 11 | 10 | 1:35.029 | | | 176.3 |
| 2 | 33 | Team Motopark | DEU | Manuel Maldonado | VEN | | | Dallara F320 Spiess | Team Motopark | 12 | 10 | 1:35.273 | 0.244 | 0.244 | 175.8 |
| 3 | 69 | Cryptotower Racing | JPN | Lukas Dunner | AUT | | | Dallara F320 Spiess | Cryptotower Racing | 12 | 10 | 1:35.328 | 0.299 | 0.055 | 175.7 |
| 4 | 16 | Van Amersfoort | NLD | Andreas Estner | DEU | | | Dallara F320 HWA | Van Amersfoort | 11 | 10 | 1:35.336 | 0.307 | 0.008 | 175.7 |
| 5 | 28 | Team Motopark | DEU | Cameron Das | USA | | | Dallara F320 Spiess | Team Motopark | 11 | 10 | 1:35.442 | 0.413 | 0.106 | 175.5 |
| 6 | 6 | Carlin | GBR | Ido Cohen | ISR | | | Dallara F320 Spiess | Carlin | 15 | 12 | 1:35.632 | 0.603 | 0.190 | 175.2 |
| 7 | 25 | Van Amersfoort | NLD | Alexandre Bardinon | FRA | | | Dallara F320 HWA | Van Amersfoort | 15 | 13 | 1:35.897 | 0.868 | 0.265 | 174.7 |
| 8 | 99 | Cryptotower Racing | JPN | Rui Andrade | AGO | | | Dallara F320 Spiess | Cryptotower Racing | 12 | 10 | 1:35.986 | 0.957 | 0.089 | 174.5 |
| 9 | 26 | Double R | GBR | Louis Foster | GBR | | | Dallara F320 HWA | Double R | 7 | 6 | 1:36.295 | 1.266 | 0.309 | 174.0 |
| Rookie | | | | | | | | | | | | | | | |
| 1 | 15 | Van Amersfoort | NLD | Sebastian Estner | DEU | R | 1 | Dallara F320 HWA | Van Amersfoort | 13 | 12 | 1:35.378 | | | 175.7 |
| 2 | 4 | Team Motopark | DEU | Niklas Krütten | DEU | R | 2 | Dallara F320 Spiess | Team Motopark | 12 | 11 | 1:35.670 | 0.292 | 0.292 | 175.1 |
| 3 | 31 | Carlin | GBR | Zane Maloney | BRB | R | 3 | Dallara F320 Spiess | Carlin | 15 | 13 | 1:35.778 | 0.400 | 0.108 | 174.9 |
| 4 | 12 | DRIVEX | ESP | Glenn Van Berlo | NLD | R | 4 | Dallara F320 HWA | DRIVEX | 12 | 11 | 1:36.298 | 0.920 | 0.520 | 174.0 |
| 5 | 34 | DRIVEX | ESP | Rafael Villagomez | MEX | R | 5 | Dallara F320 HWA | DRIVEX | 14 | 13 | 1:36.656 | 1.278 | 0.358 | 173.3 |
| 6 | 8 | Double R | GBR | Matthias Lüthen | DEU | R | 6 | Dallara F320 HWA | Double R | 14 | 12 | 1:36.987 | 1.609 | 0.331 | 172.7 |

Published at:.....

Track Temp: 16.7 °C Air Temp: 11.5 °C Humidity: 90 % Track Status: DRY

| | | |
|-----------|----------------|-------------|
| Stewards: | Race Director: | Timekeeper: |
|-----------|----------------|-------------|





Circuit de Barcelona
Euroformula Open
Qualifying - 4
Lap Analysis



4

Niklas Krütten

Dallara F320 Spiess

12

Glenn Van Berlo

Dallara F320 HWA

R

Team Motopark

R

DRIVEX

| Lap | D | Time | Sector 1 | Sector 2 | Sector 3 | T. Spd | Elapsed | Lap | D | Time | Sector 1 | Sector 2 | Sector 3 | T. Spd | Elapsed |
|-----|---|-------------|-------------|----------|----------|--------|-------------|-----|---|---------------------|-------------|----------|----------|--------|-------------|
| 1 | | 9:14:50.886 | 9:13:33.508 | 42.625 | 34.753 | 152.3 | 9:14:50.886 | 1 | | 9:12:03.377 | 9:10:46.892 | 39.898 | 36.587 | 180.9 | 9:12:03.377 |
| 2 | | 1:45.070 | 30.583 | 38.949 | 35.538 | 220.8 | 9:16:35.956 | 2 | | 1:43.960 | 29.492 | 37.296 | 37.172 | 234.2 | 9:13:47.337 |
| 3 | | 1:37.205 | 29.030 | 36.440 | 31.735 | 232.7 | 9:18:13.161 | 3 | | 1:38.424 | 29.200 | 37.011 | 32.213 | 235.2 | 9:15:25.761 |
| 4 | | 1:36.335 | 28.672 | 36.176 | 31.487 | 235.2 | 9:19:49.496 | 4 | | 1:37.620 | 28.973 | 36.800 | 31.847 | 236.3 | 9:17:03.381 |
| 5 | | 1:36.252 | 28.570 | 36.116 | 31.566 | 235.2 | 9:21:25.748 | 5 | | 1:37.202 | 28.827 | 36.531 | 31.844 | 237.3 | 9:18:40.583 |
| 6 | | 1:42.762 P | 28.593 | 36.418 | 37.751 | 235.8 | 9:23:08.510 | 6 | | 1:42.347 P | 28.659 | 36.676 | 37.012 | 238.4 | 9:20:22.930 |
| 7 | | 6:40.901 | 5:26.712 | 40.497 | 33.692 | 157.8 | 9:29:49.411 | 7 | | 8:37.007 | 7:17.902 | 42.798 | 36.307 | 128.2 | 9:28:59.937 |
| 8 | | 1:46.612 | 30.095 | 38.439 | 38.078 | 221.7 | 9:31:36.023 | 8 | | 1:46.491 | 31.118 | 39.207 | 36.166 | 203.3 | 9:30:46.428 |
| 9 | | 1:36.085 | 28.776 | 36.023 | 31.286 | 234.7 | 9:33:12.108 | 9 | | 1:36.856 | 28.838 | 36.423 | 31.595 | 236.3 | 9:32:23.284 |
| 10 | | 1:35.715 | 28.502 | 35.879 | 31.334 | 236.3 | 9:34:47.823 | 10 | | 1:36.343 | 28.720 | 36.179 | 31.444 | 237.3 | 9:33:59.627 |
| 11 | | 1:35.670 | 28.416 | 35.989 | 31.265 | 237.8 | 9:36:23.493 | 11 | | 1:36.298 | 28.673 | 36.174 | 31.451 | 238.4 | 9:35:35.925 |
| 12 | | 1:54.699 P | 29.899 | 38.736 | 46.064 | 238.9 | 9:38:18.192 | 12 | | 1:42.731 P | 28.671 | 36.213 | 37.847 | 238.4 | 9:37:18.666 |

6

Ido Cohen

Dallara F320 Spiess

15

Sebastian Estner

Dallara F320 HWA

Carlin

R

Van Amersfoort Racing

| Lap | D | Time | Sector 1 | Sector 2 | Sector 3 | T. Spd | Elapsed | Lap | D | Time | Sector 1 | Sector 2 | Sector 3 | T. Spd | Elapsed |
|-----|---|---------------------|-------------|----------|----------|--------|-------------|-----|---|-------------|-------------|----------|----------|--------|-------------|
| 1 | | 9:11:59.882 | 9:10:43.463 | 41.712 | 34.707 | 160.0 | 9:11:59.882 | 1 | | 9:12:51.365 | 9:11:31.883 | 43.614 | 35.868 | 119.8 | 9:12:51.365 |
| 2 | | 1:43.779 | 30.789 | 38.495 | 34.495 | 228.8 | 9:13:43.661 | 2 | | 1:46.117 | 30.686 | 39.488 | 35.943 | 232.2 | 9:14:37.482 |
| 3 | | 1:37.672 | 28.988 | 36.715 | 31.969 | 237.8 | 9:15:21.333 | 3 | | 1:38.685 | 30.152 | 36.793 | 31.740 | 235.8 | 9:16:16.167 |
| 4 | | 1:36.949 | 28.679 | 36.320 | 31.920 | 235.8 | 9:16:58.252 | 4 | | 1:37.433 | 28.704 | 36.273 | 32.456 | 237.3 | 9:17:53.600 |
| 5 | | 1:36.645 | 28.573 | 36.263 | 31.809 | 236.3 | 9:18:34.897 | 5 | | 1:36.576 | 28.723 | 36.187 | 31.666 | 236.3 | 9:19:30.176 |
| 6 | | 1:36.654 | 28.596 | 36.322 | 31.736 | 237.3 | 9:20:11.551 | 6 | | 1:36.517 | 28.531 | 36.360 | 31.626 | 238.9 | 9:21:06.693 |
| 7 | | 1:36.979 | 28.447 | 36.437 | 32.095 | 237.3 | 9:21:48.530 | 7 | | 1:43.901 P | 28.529 | 36.233 | 39.139 | 238.4 | 9:22:50.594 |
| 8 | | 1:49.043 P | 29.369 | 37.521 | 42.153 | 236.3 | 9:23:37.573 | 8 | | 6:36.812 | 5:20.348 | 41.803 | 34.661 | 149.1 | 9:29:27.406 |
| 9 | | 4:19.718 | 3:02.831 | 40.738 | 36.149 | 162.1 | 9:27:57.291 | 9 | | 1:40.300 | 30.145 | 37.823 | 32.332 | 231.7 | 9:31:07.706 |
| 10 | | 1:44.559 | 31.657 | 37.414 | 35.488 | 210.9 | 9:29:41.850 | 10 | | 1:35.470 | 28.465 | 35.789 | 31.216 | 236.8 | 9:32:43.176 |
| 11 | | 1:37.198 | 28.556 | 36.065 | 32.577 | 235.8 | 9:31:19.048 | 11 | | 1:38.360 | 28.337 | 35.897 | 34.126 | 238.4 | 9:34:21.536 |
| 12 | | 1:35.632 | 28.394 | 35.918 | 31.320 | 237.3 | 9:32:54.680 | 12 | | 1:35.378 | 28.374 | 35.831 | 31.173 | 238.4 | 9:35:56.914 |
| 13 | | 1:35.643 | 28.249 | 35.862 | 31.532 | 237.8 | 9:34:30.323 | 13 | | 1:50.316 P | 30.421 | 38.679 | 41.216 | 237.8 | 9:37:47.230 |
| 14 | | 1:36.160 | 28.467 | 36.061 | 31.632 | 238.4 | 9:36:06.483 | | | | | | | | |
| 15 | | 2:02.011 P | 34.849 | 44.460 | 42.702 | 234.2 | 9:38:08.494 | | | | | | | | |

16

Andreas Estner

Dallara F320 HWA

Van Amersfoort Racing

8

Matthias Lüthen

Dallara F320 HWA

| Lap | D | Time | Sector 1 | Sector 2 | Sector 3 | T. Spd | Elapsed | Lap | D | Time | Sector 1 | Sector 2 | Sector 3 | T. Spd | Elapsed |
|-----|---|------|----------|----------|----------|--------|---------|-----|---|-------------|-------------|----------|----------|--------|-------------|
| | | | | | | | | 1 | | 9:14:42.895 | 9:13:26.855 | 41.700 | 34.340 | 130.5 | 9:14:42.895 |
| | | | | | | | | 2 | | 1:46.502 | 31.774 | 37.439 | 37.289 | 200.3 | 9:16:29.397 |
| | | | | | | | | 3 | | 1:36.696 | 28.779 | 36.328 | 31.589 | 236.3 | 9:18:06.093 |
| | | | | | | | | 4 | | 1:36.019 | 28.543 | 35.930 | 31.546 | 236.8 | 9:19:42.112 |
| | | | | | | | | 5 | | 1:36.179 | 28.491 | 35.976 | 31.712 | 238.4 | 9:21:18.291 |
| | | | | | | | | 6 | | 1:40.894 P | 28.489 | 36.478 | 35.927 | 237.8 | 9:22:59.185 |
| | | | | | | | | 7 | | 7:18.830 | 5:55.881 | 46.442 | 36.507 | 152.9 | 9:30:18.015 |
| | | | | | | | | 8 | | 1:40.517 | 31.786 | 36.851 | 31.880 | 197.0 | 9:31:58.532 |
| | | | | | | | | 9 | | 1:37.810 | 28.404 | 35.605 | 33.801 | 237.3 | 9:33:36.342 |
| | | | | | | | | 10 | | 1:35.336 | 28.290 | 35.743 | 31.303 | 238.9 | 9:35:11.678 |
| | | | | | | | | 11 | | 1:49.027 P | 29.404 | 37.596 | 42.027 | 238.4 | 9:37:00.705 |

R

Double R

| Lap | D | Time | Sector 1 | Sector 2 | Sector 3 | T. Spd | Elapsed |
|-----|---|-------------|-------------|----------|----------|--------|-------------|
| 1 | | 9:12:37.045 | 9:11:12.464 | 46.797 | 37.784 | 163.8 | 9:12:37.045 |
| 2 | | 1:48.268 | 33.395 | 40.437 | 34.436 | 216.0 | 9:14:25.313 |
| 3 | | 1:38.869 | 29.450 | 37.186 | 32.233 | 232.2 | 9:16:04.182 |
| 4 | | 1:38.166 | 29.090 | 36.605 | 32.471 | 233.7 | 9:17:42.348 |
| 5 | | 1:37.937 | 28.968 | 36.708 | 32.261 | 234.7 | 9:19:20.285 |
| 6 | | 1:37.805 | 28.792 | 36.744 | 32.269 | 235.2 | 9:20:58.090 |
| 7 | | 1:45.511 P | 28.891 | 36.714 | 39.906 | 234.7 | 9:22:43.601 |
| 8 | | 5:09.442 | 3:49.277 | 43.936 | 36.229 | 163.3 | 9:27:53.043 |
| 9 | | 1:52.365 | 33.600 | 41.808 | 36.957 | 214.2 | 9:29:45.408 |
| 10 | | 1:41.184 | 29.972 | 37.856 | 33.356 | 236.3 | 9:31:26.592 |
| 11 | | 1:37.668 | 28.702 | 36.766 | 32.200 | 236.8 | 9:33:04.260 |
| 12 | | 1:36.987 | 28.691 | 36.484 | 31.812 | 236.8 | 9:34:41.247 |
| 13 | | 1:37.194 | 28.712 | 36.385 | 32.097 | 236.3 | 9:36:18.441 |
| 14 | | 1:56.927 P | 28.836 | 43.032 | 45.059 | 236.3 | 9:38:15.368 |





Circuit de Barcelona
Euroformula Open
Qualifying - 4
Lap Analysis



20

Yifei Ye

Dallara F320 Spiess

31

Zane Maloney

Dallara F320 Spiess

Cryptotower Racing Team R

Carlin

| Lap | D | Time | Sector 1 | Sector 2 | Sector 3 | T. Spd | Elapsed | Lap | D | Time | Sector 1 | Sector 2 | Sector 3 | T. Spd | Elapsed |
|-----|---|-------------|-------------|----------|----------|--------|-------------|-----|---|-------------|-------------|----------|----------|--------|-------------|
| 1 | | 9:14:59.564 | 9:13:44.594 | 40.737 | 34.233 | 146.1 | 9:14:59.564 | 1 | | 9:11:53.184 | 9:10:38.989 | 40.500 | 33.695 | 173.3 | 9:11:53.184 |
| 2 | | 1:44.730 | 29.926 | 37.718 | 37.086 | 225.9 | 9:16:44.294 | 2 | | 1:40.841 | 30.158 | 38.032 | 32.651 | 231.7 | 9:13:34.025 |
| 3 | | 1:36.629 | 28.903 | 36.238 | 31.488 | 233.2 | 9:18:20.923 | 3 | | 1:38.145 | 29.431 | 36.770 | 31.944 | 234.7 | 9:15:12.170 |
| 4 | | 1:35.779 | 28.535 | 35.920 | 31.324 | 236.3 | 9:19:56.702 | 4 | | 1:37.208 | 29.061 | 36.428 | 31.719 | 235.8 | 9:16:49.378 |
| 5 | | 1:35.524 | 28.383 | 35.844 | 31.297 | 236.8 | 9:21:32.226 | 5 | | 1:41.962 | 28.861 | 40.533 | 32.568 | 239.4 | 9:18:31.340 |
| 6 | | 1:41.435 P | 28.419 | 35.984 | 37.032 | 236.3 | 9:23:13.661 | 6 | | 1:36.739 | 28.727 | 36.347 | 31.665 | 236.8 | 9:20:08.079 |
| 7 | | 6:48.177 | 5:32.177 | 41.908 | 34.092 | 174.7 | 9:30:01.838 | 7 | | 1:36.539 | 28.706 | 36.261 | 31.572 | 236.8 | 9:21:44.618 |
| 8 | | 1:45.280 | 29.979 | 36.922 | 38.379 | 221.7 | 9:31:47.118 | 8 | | 1:40.923 P | 28.739 | 36.169 | 36.015 | 236.8 | 9:23:25.541 |
| 9 | | 1:35.347 | 28.587 | 35.665 | 31.095 | 234.2 | 9:33:22.465 | 9 | | 4:14.967 | 3:04.019 | 38.486 | 32.462 | 184.3 | 9:27:40.508 |
| 10 | | 1:35.029 | 28.348 | 35.644 | 31.037 | 236.3 | 9:34:57.494 | 10 | | 1:38.755 | 29.408 | 37.402 | 31.945 | 233.2 | 9:29:19.263 |
| 11 | | 1:47.020 P | 28.333 | 37.304 | 41.383 | 236.8 | 9:36:44.514 | 11 | | 1:35.953 | 28.674 | 36.037 | 31.242 | 234.7 | 9:30:55.216 |

25

Alexandre Bardinon

Dallara F320 HWA

Van Amersfoort Racing

| Lap | D | Time | Sector 1 | Sector 2 | Sector 3 | T. Spd | Elapsed | Lap | D | Time | Sector 1 | Sector 2 | Sector 3 | T. Spd | Elapsed |
|-----|---|-------------|-------------|----------|----------|--------|-------------|-----|---|------------|----------|----------|----------|--------|-------------|
| 1 | | 9:12:21.037 | 9:11:03.493 | 43.181 | 34.363 | 160.9 | 9:12:21.037 | 12 | | 1:35.831 | 28.584 | 35.952 | 31.295 | 236.3 | 9:32:31.047 |
| 2 | | 1:46.213 | 31.349 | 40.018 | 34.846 | 204.1 | 9:14:07.250 | 13 | | 1:35.778 | 28.480 | 36.004 | 31.294 | 237.3 | 9:34:06.825 |
| 3 | | 1:37.598 | 29.017 | 36.813 | 31.768 | 234.2 | 9:15:44.848 | 14 | | 1:36.015 | 28.498 | 36.124 | 31.393 | 237.3 | 9:35:42.840 |
| 4 | | 1:36.899 | 28.732 | 36.394 | 31.773 | 236.8 | 9:17:21.747 | 15 | | 1:50.220 P | 30.320 | 40.674 | 39.226 | 237.3 | 9:37:33.060 |

26

Louis Foster

Dallara F320 HWA

Double R

| Lap | D | Time | Sector 1 | Sector 2 | Sector 3 | T. Spd | Elapsed | Lap | D | Time | Sector 1 | Sector 2 | Sector 3 | T. Spd | Elapsed |
|-----|---|-------------|-------------|----------|----------|--------|-------------|-----|---|-------------|-------------|----------|----------|--------|-------------|
| 1 | | 9:12:13.010 | 9:10:54.285 | 43.807 | 34.918 | 105.4 | 9:12:13.010 | 1 | | 9:13:44.490 | 9:12:23.934 | 44.333 | 36.223 | 161.1 | 9:13:44.490 |
| 2 | | 1:52.555 P | 35.387 | 39.900 | 37.268 | 160.9 | 9:14:05.565 | 2 | | 1:44.727 | 30.302 | 40.139 | 34.286 | 231.7 | 9:15:29.217 |
| 3 | | 6:11.945 P | 4:54.201 | 42.214 | 35.530 | 189.1 | 9:20:17.510 | 3 | | 1:37.208 | 28.938 | 36.587 | 31.683 | 236.8 | 9:17:06.425 |
| 4 | | 11:33.556 | 10:11.349 | 37.214 | 44.993 | 188.1 | 9:31:51.066 | 4 | | 1:36.410 | 28.569 | 36.223 | 31.618 | 238.4 | 9:18:42.835 |
| 5 | | 1:41.699 | 29.517 | 37.032 | 35.150 | 238.4 | 9:33:32.765 | 5 | | 1:36.480 | 28.451 | 36.224 | 31.805 | 240.0 | 9:20:19.315 |
| 6 | | 1:36.295 | 28.585 | 36.155 | 31.555 | 237.8 | 9:35:09.060 | 6 | | 1:41.105 P | 28.512 | 36.407 | 36.186 | 238.4 | 9:22:00.420 |
| 7 | | 1:40.350 P | 28.515 | 36.806 | 35.029 | 237.8 | 9:36:49.410 | 7 | | 6:57.135 | 5:39.708 | 41.812 | 35.615 | 143.0 | 9:28:57.555 |
| 8 | | 1:46.713 P | 28.707 | 37.171 | 40.835 | 238.4 | 9:37:17.362 | 8 | | 1:46.231 | 31.722 | 38.994 | 35.515 | 204.1 | 9:30:43.786 |

28

Cameron Das

Dallara F320 Spiess

Team Motopark

| Lap | D | Time | Sector 1 | Sector 2 | Sector 3 | T. Spd | Elapsed | Lap | D | Time | Sector 1 | Sector 2 | Sector 3 | T. Spd | Elapsed |
|-----|---|-------------|-------------|----------|----------|--------|-------------|-----|---|-------------|-------------|----------|----------|--------|-------------|
| 1 | | 9:12:13.010 | 9:10:54.285 | 43.807 | 34.918 | 105.4 | 9:12:13.010 | 1 | | 9:12:04.458 | 9:10:48.093 | 40.129 | 36.236 | 181.2 | 9:12:04.458 |
| 2 | | 1:52.555 P | 35.387 | 39.900 | 37.268 | 160.9 | 9:14:05.565 | 2 | | 1:46.971 | 29.495 | 37.356 | 40.120 | 241.0 | 9:13:51.429 |
| 3 | | 6:11.945 P | 4:54.201 | 42.214 | 35.530 | 189.1 | 9:20:17.510 | 3 | | 1:38.170 | 29.026 | 36.706 | 32.438 | 238.9 | 9:15:29.599 |
| 4 | | 11:33.556 | 10:11.349 | 37.214 | 44.993 | 188.1 | 9:31:51.066 | 4 | | 1:39.724 | 30.302 | 36.945 | 32.477 | 246.5 | 9:17:09.323 |
| 5 | | 1:41.699 | 29.517 | 37.032 | 35.150 | 238.4 | 9:33:32.765 | 5 | | 1:37.172 | 28.818 | 36.364 | 31.990 | 238.9 | 9:18:46.495 |
| 6 | | 1:36.295 | 28.585 | 36.155 | 31.555 | 237.8 | 9:35:09.060 | 6 | | 1:36.901 | 28.680 | 36.345 | 31.876 | 238.4 | 9:20:23.396 |
| 7 | | 1:40.350 P | 28.515 | 36.806 | 35.029 | 237.8 | 9:36:49.410 | 7 | | 1:42.508 P | 28.605 | 36.307 | 37.596 | 241.6 | 9:22:05.904 |
| 8 | | 6:06.086 | 4:52.857 | 39.531 | 33.698 | 173.6 | 9:28:11.990 | 8 | | 6:06.086 | 4:52.857 | 39.531 | 33.698 | 173.6 | 9:28:11.990 |
| 9 | | 1:39.365 | 29.588 | 36.887 | 32.890 | 235.8 | 9:29:51.355 | 9 | | 1:39.365 | 29.588 | 36.887 | 32.890 | 235.8 | 9:29:51.355 |
| 10 | | 1:37.532 | 28.675 | 36.941 | 31.916 | 240.5 | 9:31:28.887 | 10 | | 1:37.532 | 28.675 | 36.941 | 31.916 | 240.5 | 9:31:28.887 |
| 11 | | 1:36.661 | 28.587 | 36.362 | 31.712 | 243.7 | 9:33:05.548 | 11 | | 1:36.661 | 28.587 | 36.362 | 31.712 | 243.7 | 9:33:05.548 |
| 12 | | 1:39.180 | 28.468 | 36.376 | 34.336 | 242.1 | 9:34:44.728 | 12 | | 1:39.180 | 28.468 | 36.376 | 34.336 | 242.1 | 9:34:44.728 |
| 13 | | 1:36.656 | 28.653 | 36.220 | 31.783 | 240.0 | 9:36:21.384 | 13 | | 1:36.656 | 28.653 | 36.220 | 31.783 | 240.0 | 9:36:21.384 |
| 14 | | 1:55.619 P | 28.972 | 40.322 | 46.325 | 242.1 | 9:38:17.003 | 14 | | 1:55.619 P | 28.972 | 40.322 | 46.325 | 242.1 | 9:38:17.003 |

28

Cameron Das

Dallara F320 Spiess

Team Motopark

| Lap | D | Time | Sector 1 | Sector 2 | Sector 3 | T. Spd | Elapsed | Lap | D | Time | Sector 1 | Sector 2 | Sector 3 | T. Spd | Elapsed |
|-----|---|-------------|-------------|----------|----------|--------|-------------|-----|---|-------------|-------------|----------|----------|--------|-------------|
| 1 | | 9:15:04.340 | 9:13:48.545 | 41.041 | 34.754 | 161.6 | 9:15:04.340 | 1 | | 9:12:04.458 | 9:10:48.093 | 40.129 | 36.236 | 181.2 | 9:12:04.458 |
| 2 | | 1:44.364 | 29.854 | 38.392 | 36.118 | 228.3 | 9:16:48.704 | 2 | | 1:46.971 | 29.495 | 37.356 | 40.120 | 241.0 | 9:13:51.429 |
| 3 | | 1:36.912 | 28.813 | 36.319 | 31.780 | 234.2 | 9:18:25.616 | 3 | | 1:38.170 | 29.026 | 36.706 | 32.438 | 238.9 | 9:15:29.599 |
| 4 | | 1:36.641 | 28.532 | 36.113 | 31.996 | 236.3 | 9:20:02.257 | 4 | | 1:39.724 | 30.302 | 36.945 | 32.477 | 246.5 | 9:17:09.323 |
| 5 | | 1:36.255 | 28.577 | 36.078 | 31.600 | 236.8 | 9:21:38.512 | 5 | | 1:37.172 | 28.818 | 36.364 | 31.990 | 238.9 | 9:18:46.495 |
| 6 | | 1:41.370 P | 28.499 | 36.451 | 36.420 | 237.3 | 9:23:19.882 | 6 | | 1:36.901 | 28.680 | 36.345 | 31.876 | 238.4 | 9:20:23.396 |
| 7 | | 6:46.088 | 5:30.308 | 41.228 | 34.552 | 154.2 | 9:30:05.970 | 7 | | 1:42.508 P | 28.605 | 36.307 | 37.596 | 241.6 | 9:22:05.904 |
| 8 | | 1:44.843 | 29.981 | 37.480 | 37.382 | 223.6 | 9:31:50.813 | 8 | | 6:06.086 | 4:52.857 | 39.531 | 33.698 | 173.6 | 9:28:11.990 |
| 9 | | 1:37.479 | 29.518 | 36.276 | 31.685 | 235.2 | 9:33:28.292 | 9 | | 1:39.365 | 29.588 | 36.887 | 32.890 | 235.8 | 9:29:51.355 |
| 10 | | 1:35.442 | 28.410 | 35.803 | 31.229 | 237.3 | 9:35:03.734 | 10 | | 1:37.532 | 28.675 | 36.941 | 31.916 | 240.5 | 9:31:28.887 |
| 11 | | 1:53.409 P | 31.853 | 40.782 | 40.774 | 198.8 | 9:36:57.143 | 11 | | 1:36.661 | 28.587 | 36.362 | 31.712 | 243.7 | 9:33:05.548 |





Circuito de Barcelona
Euroformula Open
Qualifying - 4
Lap Analysis



69

Lukas Dunner

Dallara F320 Spiess

Cryptotower Racing Team

| Lap | D | Time | Sector 1 | Sector 2 | Sector 3 | T. Spd | Elapsed |
|-----|---|-----------------|---------------|---------------|---------------|--------|-------------|
| 1 | | 9:14:38.979 | 9:13:22.887 | 41.253 | 34.839 | 168.2 | 9:14:38.979 |
| 2 | | 1:43.857 | 30.893 | 38.420 | 34.544 | 211.7 | 9:16:22.836 |
| 3 | | 1:36.791 | 28.848 | 36.378 | 31.565 | 233.7 | 9:17:59.627 |
| 4 | | 1:36.475 | 28.582 | 36.286 | 31.607 | 235.8 | 9:19:36.102 |
| 5 | | 1:36.069 | 28.541 | 36.110 | 31.418 | 236.3 | 9:21:12.171 |
| 6 | | 1:42.080 P | 28.529 | 36.196 | 37.355 | 236.3 | 9:22:54.251 |
| 7 | | 6:50.124 | 5:36.164 | 39.509 | 34.451 | 147.9 | 9:29:44.375 |
| 8 | | 1:40.832 | 29.808 | 37.995 | 33.029 | 224.5 | 9:31:25.207 |
| 9 | | 1:36.067 | 28.589 | 36.097 | 31.381 | 235.2 | 9:33:01.274 |
| 10 | | 1:35.328 | 28.342 | 35.842 | 31.144 | 236.8 | 9:34:36.602 |
| 11 | | 1:35.540 | 28.324 | 35.861 | 31.355 | 237.8 | 9:36:12.142 |
| 12 | | 2:00.846 P | 32.666 | 44.497 | 43.683 | 229.2 | 9:38:12.988 |

99

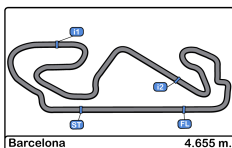
Rui Andrade

Dallara F320 Spiess

Cryptotower Racing Team

| Lap | D | Time | Sector 1 | Sector 2 | Sector 3 | T. Spd | Elapsed |
|-----|---|-----------------|---------------|---------------|---------------|--------|-------------|
| 1 | | 9:14:16.304 | 9:13:00.486 | 41.662 | 34.156 | 139.5 | 9:14:16.304 |
| 2 | | 1:41.332 | 30.322 | 37.894 | 33.116 | 219.9 | 9:15:57.636 |
| 3 | | 1:37.442 | 29.042 | 36.570 | 31.830 | 232.7 | 9:17:35.078 |
| 4 | | 1:36.902 | 28.744 | 36.428 | 31.730 | 233.7 | 9:19:11.980 |
| 5 | | 1:36.544 | 28.595 | 36.280 | 31.669 | 236.3 | 9:20:48.524 |
| 6 | | 1:42.649 P | 28.637 | 36.749 | 37.263 | 236.3 | 9:22:31.173 |
| 7 | | 7:01.194 | 5:46.268 | 41.167 | 33.759 | 147.9 | 9:29:32.367 |
| 8 | | 1:42.089 | 30.591 | 38.747 | 32.751 | 214.2 | 9:31:14.456 |
| 9 | | 1:36.192 | 28.576 | 36.210 | 31.406 | 234.7 | 9:32:50.648 |
| 10 | | 1:35.986 | 28.427 | 36.129 | 31.430 | 235.8 | 9:34:26.634 |
| 11 | | 1:36.046 | 28.446 | 36.145 | 31.455 | 237.3 | 9:36:02.680 |
| 12 | | 1:45.971 P | 29.486 | 36.754 | 39.731 | 219.5 | 9:37:48.651 |





Circuito de Barcelona
Euroformula Open
Qualifying - 4
Best Sectors Results



| Sector - 1 | | | | Sector - 2 | | | | Sector - 3 | | | | Ideal Lap vs Best Lap | | | | |
|------------|----|--------------------|--------|------------|--------------------|--------|----|--------------------|--------|------|----|-----------------------|-----------|----------|------|--|
| Clas | Nº | Driver | Time | Nº | Driver | Time | Nº | Driver | Time | Clas | Nº | Driver | Ideal Lap | Best Lap | Clas | |
| 1 | 6 | Ido Cohen | 28.249 | 16 | Andreas Estner | 35.605 | 20 | Yifei Ye | 31.037 | 1 | 20 | Yifei Ye | 1:35.014 | 1:35.029 | 1 | |
| 2 | 16 | Andreas Estner | 28.290 | 20 | Yifei Ye | 35.644 | 33 | Manuel Maldonado | 31.143 | 2 | 16 | Andreas Estner | 1:35.198 | 1:35.336 | 4 | |
| 3 | 33 | Manuel Maldonado | 28.308 | 33 | Manuel Maldonado | 35.783 | 69 | Lukas Dunner | 31.144 | 3 | 33 | Manuel Maldonado | 1:35.234 | 1:35.273 | 2 | |
| 4 | 69 | Lukas Dunner | 28.324 | 15 | Sebastian Estner | 35.789 | 15 | Sebastian Estner | 31.173 | 4 | 15 | Sebastian Estner | 1:35.299 | 1:35.378 | 5 | |
| 5 | 20 | Yifei Ye | 28.333 | 28 | Cameron Das | 35.803 | 28 | Cameron Das | 31.229 | 5 | 69 | Lukas Dunner | 1:35.310 | 1:35.328 | 3 | |
| 6 | 15 | Sebastian Estner | 28.337 | 69 | Lukas Dunner | 35.842 | 31 | Zane Maloney | 31.242 | 6 | 6 | Ido Cohen | 1:35.431 | 1:35.632 | 7 | |
| 7 | 25 | Alexandre Bardinon | 28.390 | 6 | Ido Cohen | 35.862 | 4 | Niklas Krütten | 31.265 | 7 | 28 | Cameron Das | 1:35.442 | 1:35.442 | 6 | |
| 8 | 28 | Cameron Das | 28.410 | 4 | Niklas Krütten | 35.879 | 16 | Andreas Estner | 31.303 | 8 | 4 | Niklas Krütten | 1:35.560 | 1:35.670 | 8 | |
| 9 | 4 | Niklas Krütten | 28.416 | 31 | Zane Maloney | 35.952 | 6 | Ido Cohen | 31.320 | 9 | 31 | Zane Maloney | 1:35.674 | 1:35.778 | 9 | |
| 10 | 99 | Rui Andrade | 28.427 | 25 | Alexandre Bardinon | 35.967 | 99 | Rui Andrade | 31.406 | 10 | 25 | Alexandre Bardinon | 1:35.897 | 1:35.897 | 10 | |
| 11 | 34 | Rafael Villagomez | 28.468 | 99 | Rui Andrade | 36.129 | 12 | Glenn Van Berlo | 31.444 | 11 | 99 | Rui Andrade | 1:35.962 | 1:35.986 | 11 | |
| 12 | 31 | Zane Maloney | 28.480 | 26 | Louis Foster | 36.155 | 25 | Alexandre Bardinon | 31.540 | 12 | 26 | Louis Foster | 1:36.225 | 1:36.295 | 12 | |
| 13 | 26 | Louis Foster | 28.515 | 12 | Glenn Van Berlo | 36.174 | 26 | Louis Foster | 31.555 | 13 | 12 | Glenn Van Berlo | 1:36.277 | 1:36.298 | 13 | |
| 14 | 12 | Glenn Van Berlo | 28.659 | 34 | Rafael Villagomez | 36.220 | 34 | Rafael Villagomez | 31.712 | 14 | 34 | Rafael Villagomez | 1:36.400 | 1:36.656 | 14 | |
| 15 | 8 | Matthias Lüthen | 28.691 | 8 | Matthias Lüthen | 36.385 | 8 | Matthias Lüthen | 31.812 | 15 | 8 | Matthias Lüthen | 1:36.888 | 1:36.987 | 15 | |



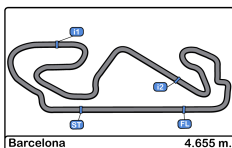


Circuito de Barcelona
Euroformula Open
Qualifying - 4
Best 5 Lap Times



| Cls | Nº | Entrant | Nat | Driver | Nat | Cat | Cls | Chassis - Engine | Team | Best 1 | | Best 2 | | Best 3 | | Best 4 | | Best 5 | |
|-----|----|-----------------------|-----|--------------------|-----|-----|-----|---------------------|-----------------------|-----------------|-----|----------|-----|----------|-----|----------|-----|----------|-----|
| | | | | | | | | | | Time | Lap | Time | Lap | Time | Lap | Time | Lap | Time | Lap |
| 1 | 20 | Cryptotower Racing | | Yifei Ye | | | | Dallara F320 Spiess | Cryptotower Racing | 1:35.029 | 10 | 1:35.347 | 9 | 1:35.524 | 5 | 1:35.779 | 4 | 1:36.629 | 3 |
| 2 | 33 | Team Motopark | | Manuel Maldonado | | | | Dallara F320 Spiess | Team Motopark | 1:35.273 | 10 | 1:35.602 | 11 | 1:35.988 | 9 | 1:36.410 | 4 | 1:36.480 | 5 |
| 3 | 69 | Cryptotower Racing | | Lukas Dunner | | | | Dallara F320 Spiess | Cryptotower Racing | 1:35.328 | 10 | 1:35.540 | 11 | 1:36.067 | 9 | 1:36.069 | 5 | 1:36.475 | 4 |
| 4 | 16 | Van Amersfoort Racing | | Andreas Estner | | | | Dallara F320 HWA | Van Amersfoort Racing | 1:35.336 | 10 | 1:36.019 | 4 | 1:36.179 | 5 | 1:36.696 | 3 | 1:37.810 | 9 |
| 5 | 15 | Van Amersfoort Racing | | Sebastian Estner | | R | 1 | Dallara F320 HWA | Van Amersfoort Racing | 1:35.378 | 12 | 1:35.470 | 10 | 1:36.517 | 6 | 1:36.576 | 5 | 1:37.433 | 4 |
| 6 | 28 | Team Motopark | | Cameron Das | | | | Dallara F320 Spiess | Team Motopark | 1:35.442 | 10 | 1:36.255 | 5 | 1:36.641 | 4 | 1:36.912 | 3 | 1:37.479 | 9 |
| 7 | 6 | Carlin | | Ido Cohen | | | | Dallara F320 Spiess | Carlin | 1:35.632 | 12 | 1:35.643 | 13 | 1:36.160 | 14 | 1:36.645 | 5 | 1:36.654 | 6 |
| 8 | 4 | Team Motopark | | Niklas Krütten | | R | 2 | Dallara F320 Spiess | Team Motopark | 1:35.670 | 11 | 1:35.715 | 10 | 1:36.085 | 9 | 1:36.252 | 5 | 1:36.335 | 4 |
| 9 | 31 | Carlin | | Zane Maloney | | R | 3 | Dallara F320 Spiess | Carlin | 1:35.778 | 13 | 1:35.831 | 12 | 1:35.953 | 11 | 1:36.015 | 14 | 1:36.539 | 7 |
| 10 | 25 | Van Amersfoort Racing | | Alexandre Bardinon | | | | Dallara F320 HWA | Van Amersfoort Racing | 1:35.897 | 13 | 1:36.352 | 12 | 1:36.505 | 14 | 1:36.716 | 7 | 1:36.899 | 4 |
| 11 | 99 | Cryptotower Racing | | Rui Andrade | | | | Dallara F320 Spiess | Cryptotower Racing | 1:35.986 | 10 | 1:36.046 | 11 | 1:36.192 | 9 | 1:36.544 | 5 | 1:36.902 | 4 |
| 12 | 26 | Double R | | Louis Foster | | | | Dallara F320 HWA | Double R | 1:36.295 | 6 | 1:40.350 | 7 | 1:41.699 | 5 | 1:52.555 | 2 | 6:11.945 | 3 |
| 13 | 12 | DRIVEX | | Glenn Van Berlo | | R | 4 | Dallara F320 HWA | DRIVEX | 1:36.298 | 11 | 1:36.343 | 10 | 1:36.856 | 9 | 1:37.202 | 5 | 1:37.620 | 4 |
| 14 | 34 | DRIVEX | | Rafael Villagomez | | R | 5 | Dallara F320 HWA | DRIVEX | 1:36.656 | 13 | 1:36.661 | 11 | 1:36.901 | 6 | 1:37.172 | 5 | 1:37.532 | 10 |
| 15 | 8 | Double R | | Matthias Lüthen | | R | 6 | Dallara F320 HWA | Double R | 1:36.987 | 12 | 1:37.194 | 13 | 1:37.668 | 11 | 1:37.805 | 6 | 1:37.937 | 5 |





Circuito de Barcelona
Euroformula Open
Qualifying - 4
Best 5 Top Speeds



| Cls | Nº | Entrant | Nat | Driver | Nat | Cat | Cls | Chassis - Engine | Team | Top 1 | | Top 2 | | Top 3 | | Top 4 | | Top 5 | | Avg |
|-----|----|-----------------------|-----|--------------------|-----|-----|-----|---------------------|-----------------------|-------|-----|-------|-----|-------|-----|-------|-----|-------|-----|-------|
| | | | | | | | | | | Km/h | Lap | Km/h | Lap | Km/h | Lap | Km/h | Lap | Km/h | Lap | |
| 1 | 34 | DRIVEX | ESP | Rafael Villagomez | MEX | R | 1 | Dallara F320 HWA | DRIVEX | 246.5 | 4 | 243.7 | 11 | 242.1 | 12 | 242.1 | 14 | 241.6 | 7 | 243.2 |
| 2 | 33 | Team Motopark | DEU | Manuel Maldonado | VEN | | | Dallara F320 Spiess | Team Motopark | 240.0 | 5 | 238.4 | 4 | 238.4 | 6 | 238.4 | 11 | 238.4 | 12 | 238.7 |
| 3 | 25 | Van Amersfoort Racing | NLD | Alexandre Bardinon | FRA | | | Dallara F320 HWA | Van Amersfoort Racing | 239.4 | 14 | 239.4 | 15 | 238.9 | 13 | 238.4 | 12 | 237.3 | 6 | 238.7 |
| 4 | 31 | Carlin | GBR | Zane Maloney | BRB | R | 2 | Dallara F320 Spiess | Carlin | 239.4 | 5 | 237.3 | 13 | 237.3 | 14 | 237.3 | 15 | 236.8 | 6 | 237.6 |
| 5 | 4 | Team Motopark | DEU | Niklas Krütten | DEU | R | 3 | Dallara F320 Spiess | Team Motopark | 238.9 | 12 | 237.8 | 11 | 236.3 | 10 | 235.8 | 6 | 235.2 | 4 | 236.8 |
| 6 | 15 | Van Amersfoort Racing | NLD | Sebastian Estner | DEU | R | 4 | Dallara F320 HWA | Van Amersfoort Racing | 238.9 | 6 | 238.4 | 7 | 238.4 | 11 | 238.4 | 12 | 237.8 | 13 | 238.4 |
| 7 | 16 | Van Amersfoort Racing | NLD | Andreas Estner | DEU | | | Dallara F320 HWA | Van Amersfoort Racing | 238.9 | 10 | 238.4 | 5 | 238.4 | 11 | 237.8 | 6 | 237.3 | 9 | 238.2 |
| 8 | 6 | Carlin | GBR | Ido Cohen | ISR | | | Dallara F320 Spiess | Carlin | 238.4 | 14 | 237.8 | 3 | 237.8 | 13 | 237.3 | 6 | 237.3 | 7 | 237.7 |
| 9 | 12 | DRIVEX | ESP | Glenn Van Berlo | NLD | R | 5 | Dallara F320 HWA | DRIVEX | 238.4 | 6 | 238.4 | 11 | 238.4 | 12 | 237.3 | 5 | 237.3 | 10 | 237.9 |
| 10 | 26 | Double R | GBR | Louis Foster | GBR | | | Dallara F320 HWA | Double R | 238.4 | 5 | 237.8 | 6 | 237.8 | 7 | 189.1 | 3 | 188.1 | 4 | 218.2 |
| 11 | 69 | Cryptotower Racing | JPN | Lukas Dunner | AUT | | | Dallara F320 Spiess | Cryptotower Racing | 237.8 | 11 | 236.8 | 10 | 236.3 | 5 | 236.3 | 6 | 235.8 | 4 | 236.6 |
| 12 | 28 | Team Motopark | DEU | Cameron Das | USA | | | Dallara F320 Spiess | Team Motopark | 237.3 | 6 | 237.3 | 10 | 236.8 | 5 | 236.3 | 4 | 235.2 | 9 | 236.6 |
| 13 | 99 | Cryptotower Racing | JPN | Rui Andrade | AGO | | | Dallara F320 Spiess | Cryptotower Racing | 237.3 | 11 | 236.3 | 5 | 236.3 | 6 | 235.8 | 10 | 234.7 | 9 | 236.1 |
| 14 | 8 | Double R | GBR | Matthias Lüthen | DEU | R | 6 | Dallara F320 HWA | Double R | 236.8 | 11 | 236.8 | 12 | 236.3 | 10 | 236.3 | 13 | 236.3 | 14 | 236.5 |
| 15 | 20 | Cryptotower Racing | JPN | Yifei Ye | CHN | | | Dallara F320 Spiess | Cryptotower Racing | 236.8 | 5 | 236.8 | 11 | 236.3 | 4 | 236.3 | 6 | 236.3 | 10 | 236.5 |



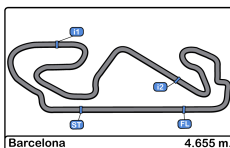


Circuito de Barcelona
Euroformula Open
Qualifying - 4
Fastest Laps Sequence



| Lap | Time of Day | Session Time | Nº | Entrant | Nat | Driver | Nat | Cat | Chassis - Engine | Team | Time | Km/h |
|-----|-------------|--------------|----|-------------------------|-----|--------------------|-----|-----|---------------------|-------------------------|----------|-------|
| 2 | 9:13:34.025 | 3:34.025 | 31 | Carlin | GBR | Zane Maloney | ISR | R | Dallara F320 Spiess | Carlin | 1:40.841 | 166.1 |
| 3 | 9:15:12.170 | 5:12.170 | 31 | Carlin | GBR | Zane Maloney | ISR | R | Dallara F320 Spiess | Carlin | 1:38.145 | 170.7 |
| 3 | 9:15:21.333 | 5:21.333 | 6 | Carlin | GBR | Ido Cohen | ISR | | Dallara F320 Spiess | Carlin | 1:37.672 | 171.5 |
| 3 | 9:15:44.848 | 5:44.848 | 25 | Van Amersfoort Racing | NLD | Alexandre Bardinon | FRA | | Dallara F320 HWA | Van Amersfoort Racing | 1:37.598 | 171.7 |
| 4 | 9:16:49.378 | 6:49.378 | 31 | Carlin | GBR | Zane Maloney | ISR | R | Dallara F320 Spiess | Carlin | 1:37.208 | 172.3 |
| 4 | 9:17:21.747 | 7:21.747 | 25 | Van Amersfoort Racing | NLD | Alexandre Bardinon | FRA | | Dallara F320 HWA | Van Amersfoort Racing | 1:36.899 | 172.9 |
| 3 | 9:17:59.627 | 7:59.627 | 69 | Cryptotower Racing Team | JPN | Lukas Dunner | AUT | | Dallara F320 Spiess | Cryptotower Racing Team | 1:36.791 | 173.1 |
| 3 | 9:18:06.093 | 8:06.093 | 16 | Van Amersfoort Racing | NLD | Andreas Estner | DEU | | Dallara F320 HWA | Van Amersfoort Racing | 1:36.696 | 173.3 |
| 3 | 9:18:20.923 | 8:20.923 | 20 | Cryptotower Racing Team | JPN | Yifei Ye | CHN | | Dallara F320 Spiess | Cryptotower Racing Team | 1:36.629 | 173.4 |
| 4 | 9:18:42.835 | 8:42.835 | 33 | Team Motopark | DEU | Manuel Maldonado | VEN | | Dallara F320 Spiess | Team Motopark | 1:36.410 | 173.8 |
| 4 | 9:19:42.112 | 9:42.112 | 16 | Van Amersfoort Racing | NLD | Andreas Estner | DEU | | Dallara F320 HWA | Van Amersfoort Racing | 1:36.019 | 174.5 |
| 4 | 9:19:56.702 | 9:56.702 | 20 | Cryptotower Racing Team | JPN | Yifei Ye | CHN | | Dallara F320 Spiess | Cryptotower Racing Team | 1:35.779 | 174.9 |
| 5 | 9:21:32.226 | 11:32.226 | 20 | Cryptotower Racing Team | JPN | Yifei Ye | CHN | | Dallara F320 Spiess | Cryptotower Racing Team | 1:35.524 | 175.4 |
| 10 | 9:32:43.176 | 22:43.176 | 15 | Van Amersfoort Racing | NLD | Sebastian Estner | DEU | R | Dallara F320 HWA | Van Amersfoort Racing | 1:35.470 | 175.5 |
| 9 | 9:33:22.465 | 23:22.465 | 20 | Cryptotower Racing Team | JPN | Yifei Ye | CHN | | Dallara F320 Spiess | Cryptotower Racing Team | 1:35.347 | 175.7 |
| 10 | 9:33:55.047 | 23:55.047 | 33 | Team Motopark | DEU | Manuel Maldonado | VEN | | Dallara F320 Spiess | Team Motopark | 1:35.273 | 175.8 |
| 10 | 9:34:57.494 | 24:57.494 | 20 | Cryptotower Racing Team | JPN | Yifei Ye | CHN | | Dallara F320 Spiess | Cryptotower Racing Team | 1:35.029 | 176.3 |



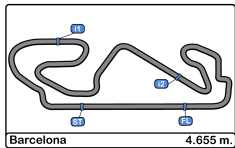


Circuito de Barcelona
Euroformula Open
Qualifying - 4
Event Best Maximum Speed



| Nº | Entrant | Nat | Driver | Nat | Cat | Clas | Chassis - Engine | Team | Km/h | Session |
|----|-------------------------|-----|-------------------|-----|-----|------|---------------------|-------------------------|-------|-------------------|
| 31 | Carlin | | Zane Maloney | | R | 1 | Dallara F320 Spiess | Carlin | 246.5 | Race - 2 |
| 6 | Carlin | | Ido Cohen | | | | Dallara F320 Spiess | Carlin | 246.5 | Race - 2 |
| 34 | DRIVEX | | Rafael Villagomez | | R | 2 | Dallara F320 HWA | DRIVEX | 246.5 | Qualifying - 4 |
| 33 | Team Motopark | | Manuel Maldonado | | | | Dallara F320 Spiess | Team Motopark | 244.3 | Race - 2 |
| 26 | Double R | | Louis Foster | | | | Dallara F320 HWA | Double R | 243.7 | Race - 1 |
| 25 | Van Amersfoort Racing | | Alexandre Bardion | | | | Dallara F320 HWA | Van Amersfoort Racing | 243.7 | Race - 2 |
| 15 | Van Amersfoort Racing | | Sebastian Estner | | R | 3 | Dallara F320 HWA | Van Amersfoort Racing | 243.7 | Race - 2 |
| 69 | Cryptotower Racing Team | | Lukas Dunner | | | | Dallara F320 Spiess | Cryptotower Racing Team | 243.7 | Race - 2 |
| 99 | Cryptotower Racing Team | | Rui Andrade | | | | Dallara F320 Spiess | Cryptotower Racing Team | 242.6 | Race - 1 |
| 4 | Team Motopark | | Niklas Krütten | | R | 4 | Dallara F320 Spiess | Team Motopark | 242.1 | Race - 2 |
| 16 | Van Amersfoort Racing | | Andreas Estner | | | | Dallara F320 HWA | Van Amersfoort Racing | 241.6 | Free Practice - 2 |
| 28 | Team Motopark | | Cameron Das | | | | Dallara F320 Spiess | Team Motopark | 241.0 | Race - 1 |
| 8 | Double R | | Matthias Lüthen | | R | 5 | Dallara F320 HWA | Double R | 240.5 | Qualifying - 1 |
| 12 | DRIVEX | | Glenn Van Berlo | | R | 6 | Dallara F320 HWA | DRIVEX | 240.0 | Qualifying - 2 |
| 20 | Cryptotower Racing Team | | Yifei Ye | | | | Dallara F320 Spiess | Cryptotower Racing Team | 239.4 | Qualifying - 1 |





Circuit de Barcelona
Euroformula Open
Qualifying - 4
Pit Stop Analysis



4 Niklas Krütten R Team Motopark
 Dallara F320 Spiess

| Nr. | In Day Time | In Time | Out Time | Pit Time | T. Pit Time | Handicap | Penalty |
|-----|-------------|-------------|-------------|----------|-------------|----------|---------|
| 1 | 9:23:05.938 | 9:23:05.938 | 9:28:00.775 | 4:54.837 | 4:54.837 | | |

6 Ido Cohen Carlin
 Dallara F320 Spiess

| Nr. | In Day Time | In Time | Out Time | Pit Time | T. Pit Time | Handicap | Penalty |
|-----|-------------|-------------|-------------|----------|-------------|----------|---------|
| 1 | 9:23:35.099 | 9:23:35.099 | 9:26:06.721 | 2:31.622 | 2:31.622 | | |

8 Matthias Lüthen R Double R
 Dallara F320 HWA

| Nr. | In Day Time | In Time | Out Time | Pit Time | T. Pit Time | Handicap | Penalty |
|-----|-------------|-------------|-------------|----------|-------------|----------|---------|
| 1 | 9:22:41.119 | 9:22:41.119 | 9:25:55.414 | 3:14.295 | 3:14.295 | | |

12 Glenn Van Berlo R DRIVEX
 Dallara F320 HWA

| Nr. | In Day Time | In Time | Out Time | Pit Time | T. Pit Time | Handicap | Penalty |
|-----|-------------|-------------|-------------|----------|-------------|----------|---------|
| 1 | 9:20:20.413 | 9:20:20.413 | 9:27:01.036 | 6:40.623 | 6:40.623 | | |

15 Sebastian Estner R Van Amersfoort Racing
 Dallara F320 HWA

| Nr. | In Day Time | In Time | Out Time | Pit Time | T. Pit Time | Handicap | Penalty |
|-----|-------------|-------------|-------------|----------|-------------|----------|---------|
| 1 | 9:22:48.074 | 9:22:48.074 | 9:27:33.619 | 4:45.545 | 4:45.545 | | |

16 Andreas Estner Van Amersfoort Racing
 Dallara F320 HWA

| Nr. | In Day Time | In Time | Out Time | Pit Time | T. Pit Time | Handicap | Penalty |
|-----|-------------|-------------|-------------|----------|-------------|----------|---------|
| 1 | 9:22:56.676 | 9:22:56.676 | 9:28:17.336 | 5:20.660 | 5:20.660 | | |

20 Yifei Ye Cryptotower Racing Team
 Dallara F320 Spiess

| Nr. | In Day Time | In Time | Out Time | Pit Time | T. Pit Time | Handicap | Penalty |
|-----|-------------|-------------|-------------|----------|-------------|----------|---------|
| 1 | 9:23:10.352 | 9:23:10.352 | 9:28:09.672 | 4:59.320 | 4:59.320 | | |

25 Alexandre Bardinon Van Amersfoort Racing
 Dallara F320 HWA

| Nr. | In Day Time | In Time | Out Time | Pit Time | T. Pit Time | Handicap | Penalty |
|-----|-------------|-------------|-------------|----------|-------------|----------|---------|
| 1 | 9:23:52.525 | 9:23:52.525 | 9:26:22.150 | 2:29.625 | 2:29.625 | | |

26 Louis Foster Double R
 Dallara F320 HWA

| Nr. | In Day Time | In Time | Out Time | Pit Time | T. Pit Time | Handicap | Penalty |
|-----|-------------|-------------|-------------|----------|-------------|----------|---------|
| 1 | 9:14:03.247 | 9:14:03.247 | 9:18:28.682 | 4:25.435 | 4:25.435 | | |
| 2 | 9:20:15.425 | 9:20:15.425 | 9:29:59.645 | 9:44.220 | 14:09.655 | | |

28 Cameron Das Team Motopark
 Dallara F320 Spiess

| Nr. | In Day Time | In Time | Out Time | Pit Time | T. Pit Time | Handicap | Penalty |
|-----|-------------|-------------|-------------|----------|-------------|----------|---------|
| 1 | 9:23:17.416 | 9:23:17.416 | 9:28:12.051 | 4:54.635 | 4:54.635 | | |

31 Zane Maloney R Carlin
 Dallara F320 Spiess

| Nr. | In Day Time | In Time | Out Time | Pit Time | T. Pit Time | Handicap | Penalty |
|-----|-------------|-------------|-------------|----------|-------------|----------|---------|
| 1 | 9:23:23.085 | 9:23:23.085 | 9:25:58.193 | 2:35.108 | 2:35.108 | | |

33 Manuel Maldonado Team Motopark
 Dallara F320 Spiess

| Nr. | In Day Time | In Time | Out Time | Pit Time | T. Pit Time | Handicap | Penalty |
|-----|-------------|-------------|-------------|----------|-------------|----------|---------|
| 1 | 9:21:57.807 | 9:21:57.807 | 9:27:03.263 | 5:05.456 | 5:05.456 | | |

34 Rafael Villagomez R DRIVEX
 Dallara F320 HWA

| Nr. | In Day Time | In Time | Out Time | Pit Time | T. Pit Time | Handicap | Penalty |
|-----|-------------|-------------|-------------|----------|-------------|----------|---------|
| 1 | 9:22:03.391 | 9:22:03.391 | 9:26:25.924 | 4:22.533 | 4:22.533 | | |

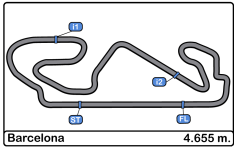
69 Lukas Dunner Cryptotower Racing Team
 Dallara F320 Spiess

| Nr. | In Day Time | In Time | Out Time | Pit Time | T. Pit Time | Handicap | Penalty |
|-----|-------------|-------------|-------------|----------|-------------|----------|---------|
| 1 | 9:22:51.687 | 9:22:51.687 | 9:27:55.154 | 5:03.467 | 5:03.467 | | |

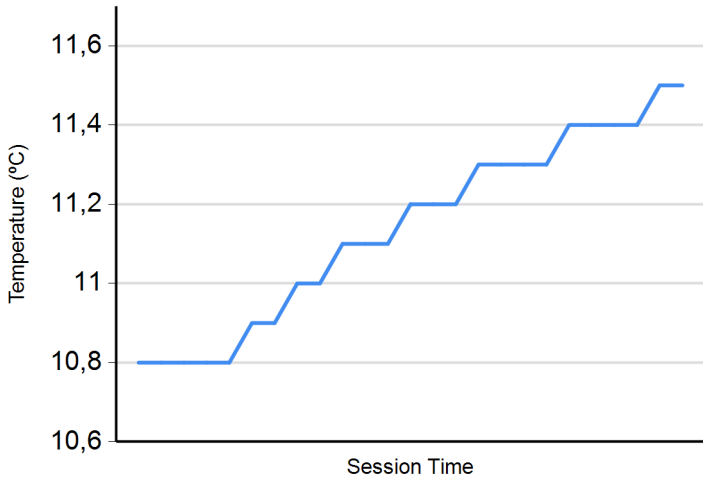
99 Rui Andrade Cryptotower Racing Team
 Dallara F320 Spiess

| Nr. | In Day Time | In Time | Out Time | Pit Time | T. Pit Time | Handicap | Penalty |
|-----|-------------|-------------|-------------|----------|-------------|----------|---------|
| 1 | 9:22:28.851 | 9:22:28.851 | 9:27:42.230 | 5:13.379 | 5:13.379 | | |

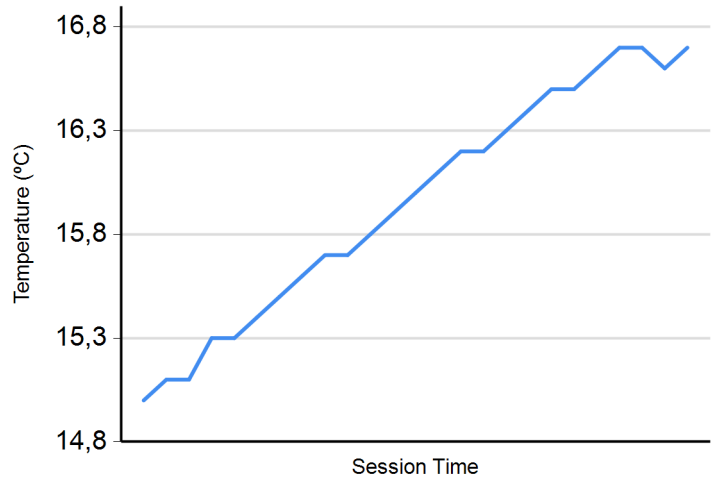




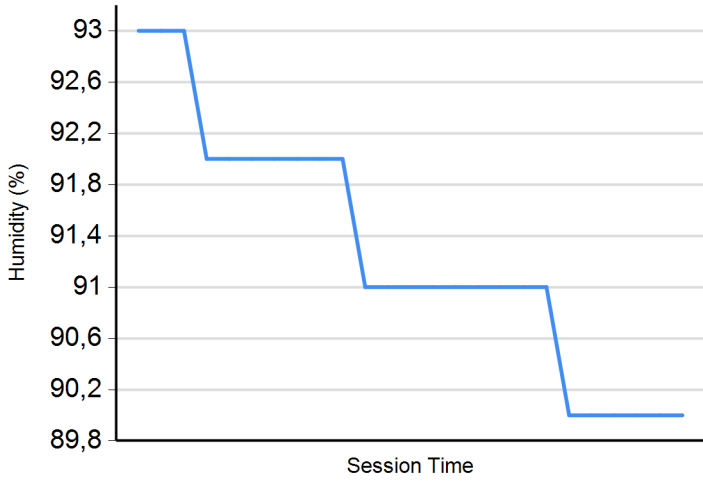
Air Temperature



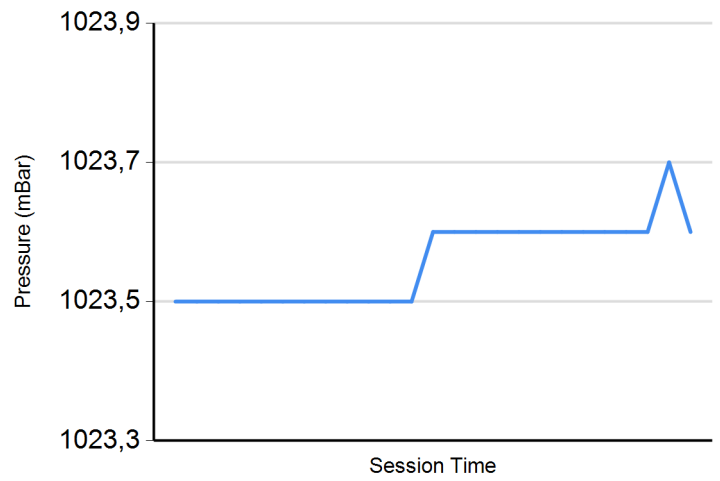
Track Temperature



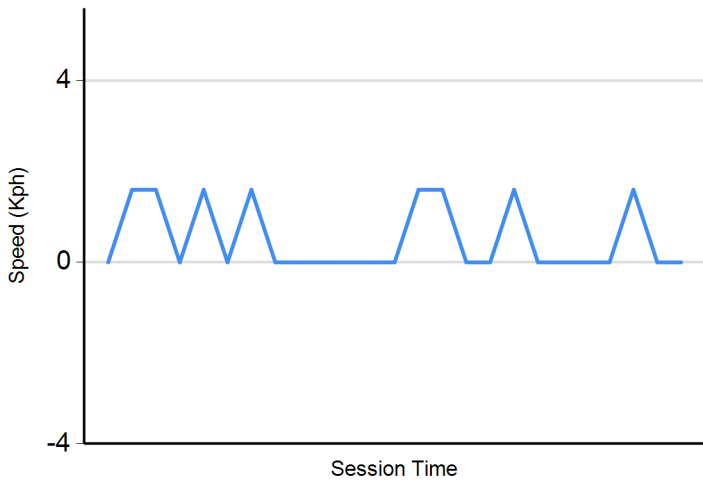
Humidity



Pressure



Wind Speed



Wind direction

North = 0°/360° Est = 90° South = 180° West = 270°

