

Circuito de Barcelona
Euroformula Open
Race - 3
Provisional Results



Cls	Nº	Entrant	Nat	Driver	Nat	Cat	Cls	Chassis - Engine	Team	Laps	Total Time	Gap	Interval	Km/h	Best	Time	Km/h	
1	20	Cryptotower Racing Team	🇯🇵	Yifei Ye	🇨🇳	CHN		Dallara F320 Spiess	Cryptotower Racing Team	18	29:23.935			171.0	9	1:37.048	172.6	
2	26	Double R	🇬🇧	Louis Foster	🇬🇧	GBR		Dallara F320 HWA	Double R	18	29:25.224	1.289	1.289	170.8	8	1:37.388	172.0	
3	28	Team Motopark	🇩🇪	Cameron Das	🇺🇸	USA		Dallara F320 Spiess	Team Motopark	18	29:27.981	4.046	2.757	170.6	13	1:37.398	172.0	
4	69	Cryptotower Racing Team	🇯🇵	Lukas Dunner	🇦🇹	AUT		Dallara F320 Spiess	Cryptotower Racing Team	18	29:29.466	5.531	1.485	170.4	13	1:37.467	171.9	
5	16	Van Amersfoort Racing	🇳🇱	Andreas Estner	🇩🇪	DEU		Dallara F320 HWA	Van Amersfoort Racing	18	29:33.102	9.167	3.636	170.1	12	1:37.660	171.5	
6	31	Carlin	🇬🇧	Zane Maloney	🇧🇷	BRB	R	1	Dallara F320 Spiess	Carlin	18	29:36.360	12.425	3.258	169.8	12	1:37.893	171.1
7	33	Team Motopark	🇩🇪	Manuel Maldonado	🇻🇪	VEN		Dallara F320 Spiess	Team Motopark	18	29:38.056	14.121	1.696	169.6	18	1:37.796	171.3	
8	4	Team Motopark	🇩🇪	Niklas Krütten	🇩🇪	DEU	R	2	Dallara F320 Spiess	Team Motopark	18	29:43.321	19.386	5.265	169.1	12	1:37.931	171.1
9	99	Cryptotower Racing Team	🇯🇵	Rui Andrade	🇦🇴	AGO		Dallara F320 Spiess	Cryptotower Racing Team	18	29:45.355	21.420	2.034	168.9	10	1:38.196	170.6	
10	25	Van Amersfoort Racing	🇳🇱	Alexandre Bardinon	🇫🇷	FRA		Dallara F320 HWA	Van Amersfoort Racing	18	29:45.902	21.967	0.547	168.9	7	1:38.079	170.8	
11	12	DRIVEX	🇪🇸	Glenn Van Berlo	🇳🇱	NLD	R	3	Dallara F320 HWA	DRIVEX	18	29:47.019	23.084	1.117	168.7	12	1:38.304	170.4
12	34	DRIVEX	🇪🇸	Rafael Villagomez	🇲🇽	MEX	R	4	Dallara F320 HWA	DRIVEX	18	29:51.695	27.760	4.676	168.3	10	1:38.449	170.2
13	8	Double R	🇬🇧	Matthias Lüthen	🇩🇪	DEU	R	5	Dallara F320 HWA	Double R	18	30:01.640	37.705	9.945	167.4	12	1:38.950	169.3
14	15	Van Amersfoort Racing	🇳🇱	Sebastian Estner	🇩🇪	DEU	R	6	Dallara F320 HWA	Van Amersfoort Racing	17	29:52.684	1 Lap	1 Lap	158.9	12	1:38.019	170.9
Not classified: (Requirements: 75% of number laps of leader = 14 Laps)																		
6	Carlin	🇬🇧	Ido Cohen	🇮🇸	ISR			Dallara F320 Spiess	Carlin	12	30:52.892	6 Laps	5 Laps	108.5	9	1:37.503	171.8	

Fastest lap Yifei Ye in 1:37.048 at 172.7 Km/h in lap 9

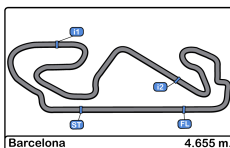
CAR #20 - 5 SECONDS TIME PENALTY ADDED TO RACE TIME CAUSING A COLLISION WITH CAR 15
 CAR #4 - 2 SECONDS TIME PENALTY ADDED TO RACE TIME FORCING OFF TRACK CAR 12
 DRIVE THROUGH CAR #6 - GETTING INTO GARAGE DURING RACE - DONE DURING THE RACE

Published at:.....

Track Temp: **31.3 °C** Air Temp: **22.4 °C** Humidity: **50 %** Track Status: **DRY**

Stewards:	Race Director:	Timekeeper:
------------------	-----------------------	--------------------





Circuito de Barcelona
Euroformula Open
Race - 3
Provisional Results by Class



Cls	Nº	Entrant	Nat	Driver	Nat	Cat	Cls	Chassis - Engine	Team	Laps	Total Time	Gap	Interval	Km/h	Best	Time	Km/h
1	20	Cryptotower Racing		Yifei Ye				Dallara F320 Spiess	Cryptotower Racing	18	29:23.935			171.0	9	1:37.048	172.6
2	26	Double R		Louis Foster				Dallara F320 HWA	Double R	18	29:25.224	1.289	1.289	170.8	8	1:37.388	172.0
3	28	Team Motopark		Cameron Das				Dallara F320 Spiess	Team Motopark	18	29:27.981	4.046	2.757	170.6	13	1:37.398	172.0
4	69	Cryptotower Racing		Lukas Dunner				Dallara F320 Spiess	Cryptotower Racing	18	29:29.466	5.531	1.485	170.4	13	1:37.467	171.9
5	16	Van Amersfoort		Andreas Estner				Dallara F320 HWA	Van Amersfoort	18	29:33.102	9.167	3.636	170.1	12	1:37.660	171.5
6	33	Team Motopark		Manuel Maldonado				Dallara F320 Spiess	Team Motopark	18	29:38.056	14.121	4.954	169.6	18	1:37.796	171.3
7	99	Cryptotower Racing		Rui Andrade				Dallara F320 Spiess	Cryptotower Racing	18	29:45.355	21.420	7.299	168.9	10	1:38.196	170.6
8	25	Van Amersfoort		Alexandre Bardinon				Dallara F320 HWA	Van Amersfoort	18	29:45.902	21.967	0.547	168.9	7	1:38.079	170.8
Not classified: (Requirements: 75% of number laps of leader = 14 Laps)																	
6	Carlin		Ido Cohen					Dallara F320 Spiess	Carlin	12	30:52.892	6 Laps	6 Laps	108.5	9	1:37.503	171.8
Rookie																	
1	31	Carlin		Zane Maloney		R	1	Dallara F320 Spiess	Carlin	18	29:36.360			169.8	12	1:37.893	171.1
2	4	Team Motopark		Niklas Krütten		R	2	Dallara F320 Spiess	Team Motopark	18	29:43.321	19.386	6.961	169.1	12	1:37.931	171.1
3	12	DRIVEX		Glenn Van Berlo		R	3	Dallara F320 HWA	DRIVEX	18	29:47.019	23.084	3.698	168.7	12	1:38.304	170.4
4	34	DRIVEX		Rafael Villagomez		R	4	Dallara F320 HWA	DRIVEX	18	29:51.695	27.760	4.676	168.3	10	1:38.449	170.2
5	8	Double R		Matthias Lüthen		R	5	Dallara F320 HWA	Double R	18	30:01.640	37.705	9.945	167.4	12	1:38.950	169.3
6	15	Van Amersfoort		Sebastian Estner		R	6	Dallara F320 HWA	Van Amersfoort	17	29:52.684	1 Lap	1 Lap	158.9	12	1:38.019	170.9

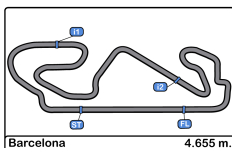
Fastest lap Yifei Ye in 1:37.048 at 172.7 Km/h in lap 9

Published at:.....

Track Temp: **31.3 °C** Air Temp: **22.4 °C** Humidity: **50 %** Track Status: **DRY**

Stewards:	Race Director:	Timekeeper:
------------------	-----------------------	--------------------





Circuito de Barcelona

Euroformula Open

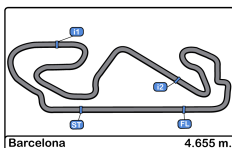
Race - 3

Provisional Classification by Driver Fastest Lap



Clas	Nº	Entrant	Nat	Driver	Nat	Cat	Clas	Chassis - Engine	Team	Laps	Best	Time	Gap	Interval	Km/h	
1	20	Cryptotower Racing		Yifei Ye		CHN		Dallara F320 Spiess	Cryptotower Racing	18	9	1:37.048			172.6	
2	26	Double R		Louis Foster		GBR		Dallara F320 HWA	Double R	18	8	1:37.388	0.340	0.340	172.0	
3	28	Team Motopark		Cameron Das		USA		Dallara F320 Spiess	Team Motopark	18	13	1:37.398	0.350	0.010	172.0	
4	69	Cryptotower Racing		Lukas Dunner		AUT		Dallara F320 Spiess	Cryptotower Racing	18	13	1:37.467	0.419	0.069	171.9	
5	6	Carlin		Ido Cohen		ISR		Dallara F320 Spiess	Carlin	12	9	1:37.503	0.455	0.036	171.8	
6	16	Van Amersfoort Racing		Andreas Estner		DEU		Dallara F320 HWA	Van Amersfoort Racing	18	12	1:37.660	0.612	0.157	171.5	
7	33	Team Motopark		Manuel Maldonado		VEN		Dallara F320 Spiess	Team Motopark	18	18	1:37.796	0.748	0.136	171.3	
8	31	Carlin		Zane Maloney		BRB	R	1	Dallara F320 Spiess	Carlin	18	12	1:37.893	0.845	0.097	171.1
9	4	Team Motopark		Niklas Krütten		DEU	R	2	Dallara F320 Spiess	Team Motopark	18	12	1:37.931	0.883	0.038	171.1
10	15	Van Amersfoort Racing		Sebastian Estner		DEU	R	3	Dallara F320 HWA	Van Amersfoort Racing	17	12	1:38.019	0.971	0.088	170.9
11	25	Van Amersfoort Racing		Alexandre Bardinon		FRA		Dallara F320 HWA	Van Amersfoort Racing	18	7	1:38.079	1.031	0.060	170.8	
12	99	Cryptotower Racing		Rui Andrade		AGO		Dallara F320 Spiess	Cryptotower Racing	18	10	1:38.196	1.148	0.117	170.6	
13	12	DRIVEX		Glenn Van Berlo		NLD	R	4	Dallara F320 HWA	DRIVEX	18	12	1:38.304	1.256	0.108	170.4
14	34	DRIVEX		Rafael Villagomez		MEX	R	5	Dallara F320 HWA	DRIVEX	18	10	1:38.449	1.401	0.145	170.2
15	8	Double R		Matthias Lüthen		DEU	R	6	Dallara F320 HWA	Double R	18	12	1:38.950	1.902	0.501	169.3





Circuito de Barcelona
Euroformula Open
Race - 3
Distance and Speed Average



Clas	Nº	Entrant	Nat	Driver	Nat	Cat	Clas	Chassis - Engine	Team	Laps	Distance	Total Time	Km/h
1	20	Cryptotower Racing Team		Yifei Ye				Dallara F320 Spiess	Cryptotower Racing Team	18	83.79	29:23.935	171.0
2	26	Double R		Louis Foster				Dallara F320 HWA	Double R	18	83.79	29:25.224	170.8
3	28	Team Motopark		Cameron Das				Dallara F320 Spiess	Team Motopark	18	83.79	29:27.981	170.6
4	69	Cryptotower Racing Team		Lukas Dunner				Dallara F320 Spiess	Cryptotower Racing Team	18	83.79	29:29.466	170.4
5	16	Van Amersfoort Racing		Andreas Estner				Dallara F320 HWA	Van Amersfoort Racing	18	83.79	29:33.102	170.1
6	31	Carlin		Zane Maloney		R	1	Dallara F320 Spiess	Carlin	18	83.79	29:36.360	169.8
7	33	Team Motopark		Manuel Maldonado				Dallara F320 Spiess	Team Motopark	18	83.79	29:38.056	169.6
8	4	Team Motopark		Niklas Krütten		R	2	Dallara F320 Spiess	Team Motopark	18	83.79	29:43.321	169.1
9	99	Cryptotower Racing Team		Rui Andrade				Dallara F320 Spiess	Cryptotower Racing Team	18	83.79	29:45.355	168.9
10	25	Van Amersfoort Racing		Alexandre Bardion				Dallara F320 HWA	Van Amersfoort Racing	18	83.79	29:45.902	168.9
11	12	DRIVEX		Glenn Van Berlo		R	3	Dallara F320 HWA	DRIVEX	18	83.79	29:47.019	168.7
12	34	DRIVEX		Rafael Villagomez		R	4	Dallara F320 HWA	DRIVEX	18	83.79	29:51.695	168.3
13	8	Double R		Matthias Lüthen		R	5	Dallara F320 HWA	Double R	18	83.79	30:01.640	167.4
14	15	Van Amersfoort Racing		Sebastian Estner		R	6	Dallara F320 HWA	Van Amersfoort Racing	17	79.13	29:52.684	158.9
Not classified: (Requirements: 75% of number laps of leader = 14 Laps)													
	6	Carlin		Ido Cohen				Dallara F320 Spiess	Carlin	12	55.86	30:52.892	108.5





Circuit de Barcelona
Euroformula Open
Race - 3
Lap Analysis



4

Niklas Krütten

Dallara F320 Spiess

12

Glenn Van Berlo

Dallara F320 HWA

R

Team Motopark

R

DRIVEX

Lap	D	Time	Sector 1	Sector 2	Sector 3	T. Spd	Elapsed	Lap	D	Time	Sector 1	Sector 2	Sector 3	T. Spd	Elapsed
1		1:47.645	35.074	39.527	33.044	208.8	1:47.645	1		1:49.277	34.893	40.857	33.527	216.4	1:49.277
2		1:39.287	29.134	37.335	32.818	235.8	3:26.932	2		1:39.532	29.102	37.648	32.782	242.6	3:28.809
3		1:39.452	28.924	37.398	33.130	238.4	5:06.384	3		1:39.976	29.608	37.337	33.031	247.1	5:08.785
4		1:38.366	29.021	37.068	32.277	240.5	6:44.750	4		1:38.813	29.215	37.099	32.499	239.4	6:47.598
5		1:38.395	28.829	37.000	32.566	240.0	8:23.145	5		1:38.786	28.920	37.388	32.478	240.0	8:26.384
6		1:38.669	28.821	37.340	32.508	240.5	10:01.814	6		1:38.579	28.909	37.041	32.629	239.4	10:04.963
7		1:38.650	28.817	36.989	32.844	242.1	11:40.464	7		1:38.556	28.766	37.091	32.699	241.0	11:43.519
8		1:38.379	28.951	36.859	32.569	236.3	13:18.843	8		1:38.377	28.999	36.865	32.513	237.8	13:21.896
9		1:38.210	28.850	36.914	32.446	236.3	14:57.053	9		1:38.648	28.868	37.135	32.645	238.9	15:00.544
10		1:38.183	28.845	36.861	32.477	236.3	16:35.236	10		1:38.546	29.007	37.048	32.491	238.9	16:39.090
11		1:38.331	28.862	36.969	32.500	236.3	18:13.567	11		1:38.670	28.937	37.110	32.623	238.4	18:17.760
12		1:37.931	28.833	36.743	32.355	236.3	19:51.498	12		1:38.304	28.885	36.974	32.445	238.4	19:56.064
13		1:38.206	28.815	36.898	32.493	236.3	21:29.704	13		1:38.644	28.840	37.011	32.793	238.4	21:34.708
14		1:38.176	28.875	36.863	32.438	236.3	23:07.880	14		1:38.435	28.893	37.004	32.538	237.8	23:13.143
15		1:38.233	28.854	36.825	32.554	236.3	24:46.113	15		1:38.397	28.770	37.043	32.584	237.8	24:51.540
16		1:38.354	28.825	36.999	32.530	236.8	26:24.467	16		1:38.323	28.876	36.935	32.512	238.9	26:29.863
17		1:38.393	28.928	36.938	32.527	236.3	28:02.860	17		1:38.531	28.866	37.005	32.660	239.4	28:08.394
18		1:38.461	28.896	37.032	32.533	235.2	29:41.321	18		1:38.625	28.833	37.159	32.633	237.8	29:47.019

6

Ido Cohen

Dallara F320 Spiess

15

Sebastian Estner

Dallara F320 HWA

Carlin

R

Van Amersfoort Racing

Lap	D	Time	Sector 1	Sector 2	Sector 3	T. Spd	Elapsed	Lap	D	Time	Sector 1	Sector 2	Sector 3	T. Spd	Elapsed
1		12:05.263	10:52.914	38.716	33.633	179.1	12:05.263	1		2:17.983 P	40.277	52.019	45.687	206.8	2:17.983
2		1:43.146	30.308	37.943	34.895	222.6	13:48.409	2		2:48.185	1:31.936	38.216	38.033	184.9	5:06.168
3		1:38.411	29.211	36.954	32.246	233.7	15:26.820	3		1:44.095	33.015	38.225	32.855	220.4	6:50.263
4		1:37.829	28.837	36.769	32.223	235.2	17:04.649	4		1:38.167	29.082	36.799	32.286	236.8	8:28.430
5		1:37.685	28.755	36.657	32.273	235.8	18:42.334	5		1:38.108	28.826	36.723	32.559	237.8	10:06.538
6		1:46.074 P	28.851	37.962	39.261	235.8	20:28.408	6		1:38.381	28.732	36.914	32.735	241.0	11:44.919
7		2:02.119	49.711	37.894	34.514	183.3	22:30.527	7		1:38.700	28.869	37.075	32.756	242.1	13:23.619
8		1:37.846	28.894	36.636	32.316	235.2	24:08.373	8		1:39.081	28.961	37.328	32.792	243.7	15:02.700
9		1:37.503	28.779	36.462	32.262	236.3	25:45.876	9		1:43.165	28.760	38.861	35.544	241.6	16:45.865
10		1:37.644	28.724	36.697	32.223	236.8	27:23.520	10		1:38.487	28.862	37.170	32.455	236.3	18:24.352
11		1:37.827	28.792	36.635	32.400	236.3	29:01.347	11		1:38.057	28.798	36.845	32.414	236.3	20:02.409
12		1:51.545 P	28.960	37.999	44.586	235.2	30:52.892	12		1:38.019	28.787	36.747	32.485	236.8	21:40.428
13								13		1:38.053	28.760	36.836	32.457	237.8	23:18.481
14								14		1:38.071	28.682	36.849	32.540	239.4	24:56.552
15								15		1:38.334	28.753	36.879	32.702	240.0	26:34.886
16								16		1:38.595	28.741	36.938	32.916	240.0	28:13.481
17								17		1:39.203	28.930	37.236	33.037	243.7	29:52.684

8

Matthias Lüthen

Dallara F320 HWA

Double R

R

Lap	D	Time	Sector 1	Sector 2	Sector 3	T. Spd	Elapsed
1		1:50.644	36.531	39.781	34.332	215.5	1:50.644
2		1:40.781	29.585	37.972	33.224	235.2	3:31.425
3		1:39.885	29.468	37.350	33.067	236.3	5:11.310
4		1:40.227	29.256	37.814	33.157	235.8	6:51.537
5		1:39.680	29.171	37.349	33.160	236.3	8:31.217
6		1:39.381	29.072	37.303	33.006	234.7	10:10.598
7		1:39.287	29.058	37.324	32.905	234.7	11:49.885
8		1:39.096	29.175	37.143	32.778	234.7	13:28.981
9		1:39.102	29.089	37.299	32.714	235.8	15:08.083
10		1:39.142	29.092	37.164	32.886	235.2	16:47.225
11		1:39.507	29.125	37.278	33.104	237.3	18:26.732
12		1:38.950	29.031	37.144	32.775	235.2	20:05.682
13		1:39.153	29.068	37.235	32.850	234.7	21:44.835
14		1:39.344	29.213	37.216	32.915	235.8	23:24.179
15		1:39.007	29.113	37.178	32.716	235.8	25:03.186
16		1:39.366	29.127	37.302	32.937	234.7	26:42.552
17		1:39.433	29.184	37.171	33.078	235.2	28:21.985
18		1:39.655	29.240	37.360	33.055	233.7	30:01.640





Circuit de Barcelona
Euroformula Open
Race - 3
Lap Analysis



16

Andreas Estner

Dallara F320 HWA

25

Alexandre Bardinon

Dallara F320 HWA

Van Amersfoort Racing

Van Amersfoort Racing

Lap	D	Time	Sector 1	Sector 2	Sector 3	T. Spd	Elapsed	Lap	D	Time	Sector 1	Sector 2	Sector 3	T. Spd	Elapsed
1		1:46.073	34.415	38.548	33.110	214.2	1:46.073	1		1:48.947	35.403	39.899	33.645	222.6	1:48.947
2		1:39.336	29.096	37.361	32.879	242.1	3:25.409	2		1:39.654	29.051	37.392	33.211	242.1	3:28.601
3		1:38.738	28.964	36.946	32.828	238.9	5:04.147	3		1:39.336	29.596	37.083	32.657	242.6	5:07.937
4		1:38.087	29.046	36.633	32.408	238.4	6:42.234	4		1:38.861	29.109	36.904	32.848	243.2	6:46.798
5		1:38.030	28.846	36.779	32.405	237.8	8:20.264	5		1:38.671	28.791	37.091	32.789	242.1	8:25.469
6		1:37.761	28.774	36.629	32.358	237.8	9:58.025	6		1:38.844	28.770	37.360	32.714	241.6	10:04.313
7		1:38.358	29.126	36.689	32.543	237.3	11:36.383	7		1:38.079	28.633	36.914	32.532	241.6	11:42.392
8		1:37.787	28.722	36.662	32.403	237.8	13:14.170	8		1:38.324	28.671	37.021	32.632	243.2	13:20.716
9		1:37.775	28.739	36.730	32.306	239.4	14:51.945	9		1:38.410	28.613	37.097	32.700	242.1	14:59.126
10		1:37.830	28.670	36.699	32.461	238.9	16:29.775	10		1:38.384	28.570	37.056	32.758	242.6	16:37.510
11		1:37.898	28.758	36.742	32.398	238.9	18:07.673	11		1:38.524	28.651	37.073	32.800	242.1	18:16.034
12		1:37.660	28.722	36.591	32.347	238.9	19:45.333	12		1:38.314	28.702	36.928	32.684	242.1	19:54.348
13		1:37.904	28.734	36.688	32.482	238.9	21:23.237	13		1:38.378	28.655	37.044	32.679	242.6	21:32.726
14		1:37.915	28.819	36.623	32.473	238.4	23:01.152	14		1:38.735	28.596	36.956	33.183	242.6	23:11.461
15		1:38.209	28.955	36.717	32.537	238.4	24:39.361	15		1:38.499	28.614	37.026	32.859	242.1	24:49.960
16		1:37.856	28.782	36.707	32.367	238.9	26:17.217	16		1:38.619	28.667	37.096	32.856	243.7	26:28.579
17		1:37.991	28.884	36.719	32.388	237.8	27:55.208	17		1:38.681	28.677	37.148	32.856	243.2	28:07.260
18		1:37.894	28.820	36.702	32.372	238.4	29:33.102	18		1:38.642	28.663	37.115	32.864	243.7	29:45.902

20

Yifei Ye

Dallara F320 Spiess

26

Louis Foster

Dallara F320 HWA

Cryptotower Racing Team

Double R

Lap	D	Time	Sector 1	Sector 2	Sector 3	T. Spd	Elapsed	Lap	D	Time	Sector 1	Sector 2	Sector 3	T. Spd	Elapsed
1		1:43.357	33.634	37.240	32.483	209.3	1:43.357	1		1:43.990	33.857	37.586	32.547	209.3	1:43.990
2		1:38.491	29.263	37.053	32.175	232.2	3:21.848	2		1:38.531	29.022	37.060	32.449	237.3	3:22.521
3		1:38.224	29.111	36.896	32.217	233.2	5:00.072	3		1:38.591	28.946	37.070	32.575	237.3	5:01.112
4		1:37.806	29.015	36.614	32.177	233.7	6:37.878	4		1:38.004	28.895	36.747	32.362	237.3	6:39.116
5		1:37.638	28.911	36.694	32.033	232.7	8:15.516	5		1:37.782	28.779	36.740	32.263	237.3	8:16.898
6		1:37.187	28.915	36.382	31.890	233.7	9:52.703	6		1:37.588	28.764	36.627	32.197	237.3	9:54.486
7		1:37.368	28.840	36.469	32.059	233.2	11:30.071	7		1:37.510	28.712	36.565	32.233	236.8	11:31.996
8		1:37.194	28.812	36.458	31.924	234.2	13:07.265	8		1:37.388	28.674	36.600	32.114	237.3	13:09.384
9		1:37.048	28.745	36.415	31.888	234.2	14:44.313	9		1:37.651	28.692	36.850	32.109	237.8	14:47.035
10		1:37.177	28.761	36.538	31.878	234.2	16:21.490	10		1:37.562	28.715	36.607	32.240	237.3	16:24.597
11		1:37.147	28.766	36.488	31.893	234.2	17:58.637	11		1:37.453	28.656	36.645	32.152	236.8	18:02.050
12		1:37.085	28.806	36.319	31.960	234.2	19:35.722	12		1:37.431	28.590	36.642	32.199	237.3	19:39.481
13		1:37.140	28.705	36.508	31.927	234.7	21:12.862	13		1:37.531	28.603	36.726	32.202	237.3	21:17.012
14		1:37.204	28.700	36.440	32.064	234.7	22:50.066	14		1:37.637	28.662	36.618	32.357	237.8	22:54.649
15		1:37.158	28.746	36.345	32.067	235.2	24:27.224	15		1:37.539	28.685	36.608	32.246	237.3	24:32.188
16		1:37.232	28.678	36.515	32.039	235.2	26:04.456	16		1:37.513	28.649	36.631	32.233	237.8	26:09.701
17		1:37.109	28.661	36.466	31.982	235.2	27:41.565	17		1:37.725	28.676	36.714	32.335	237.8	27:47.426
18		1:37.370	28.771	36.517	32.082	234.7	29:18.935	18		1:37.798	28.642	36.766	32.390	236.8	29:25.224





Circuit de Barcelona
Euroformula Open
Race - 3
Lap Analysis



28

Cameron Das

Dallara F320 Spiess **33**

Manuel Maldonado

Dallara F320 Spiess

Team Motopark

Team Motopark

Lap	D	Time	Sector 1	Sector 2	Sector 3	T. Spd	Elapsed	Lap	D	Time	Sector 1	Sector 2	Sector 3	T. Spd	Elapsed
1		1:45.663	34.141	38.495	33.027	215.1	1:45.663	1		1:46.948	34.798	38.882	33.268	218.6	1:46.948
2		1:38.906	29.164	37.154	32.588	236.8	3:24.569	2		1:39.605	29.004	37.551	33.050	240.0	3:26.553
3		1:38.356	28.920	36.970	32.466	236.8	5:02.925	3		1:39.473	28.979	37.254	33.240	238.9	5:06.026
4		1:38.065	28.925	36.719	32.421	237.8	6:40.990	4		1:38.296	29.067	36.840	32.389	236.3	6:44.322
5		1:37.873	28.802	36.756	32.315	237.8	8:18.863	5		1:38.401	28.799	36.958	32.644	238.4	8:22.723
6		1:37.440	28.728	36.577	32.135	237.3	9:56.303	6		1:38.721	28.872	37.381	32.468	237.8	10:01.444
7		1:37.985	29.191	36.581	32.213	234.7	11:34.288	7		1:37.926	28.771	36.736	32.419	237.8	11:39.370
8		1:37.476	28.758	36.605	32.113	236.8	13:11.764	8		1:37.878	28.768	36.765	32.345	237.3	13:17.248
9		1:37.408	28.704	36.577	32.127	238.4	14:49.172	9		1:38.131	28.793	36.773	32.565	237.3	14:55.379
10		1:38.197	28.686	37.245	32.266	237.8	16:27.369	10		1:37.986	28.812	36.737	32.437	237.3	16:33.365
11		1:37.696	28.725	36.697	32.274	236.8	18:05.065	11		1:38.169	28.750	36.881	32.538	237.3	18:11.534
12		1:37.445	28.741	36.552	32.152	236.8	19:42.510	12		1:37.821	28.756	36.692	32.373	237.8	19:49.355
13		1:37.398	28.675	36.523	32.200	237.8	21:19.908	13		1:38.340	28.693	36.885	32.762	238.4	21:27.695
14		1:37.468	28.672	36.560	32.236	237.3	22:57.376	14		1:38.206	28.842	36.855	32.509	238.4	23:05.901
15		1:37.601	28.734	36.638	32.229	237.3	24:34.977	15		1:38.273	28.768	36.820	32.685	237.3	24:44.174
16		1:37.732	28.805	36.622	32.305	238.4	26:12.709	16		1:38.150	28.869	36.838	32.443	237.8	26:22.324
17		1:37.605	28.712	36.642	32.251	237.8	27:50.314	17		1:37.936	28.708	36.744	32.484	238.4	28:00.260
18		1:37.667	28.702	36.652	32.313	237.8	29:27.981	18		1:37.796	28.692	36.773	32.331	237.3	29:38.056

31

Zane Maloney

Dallara F320 Spiess **34**

Rafael Villagomez

Dallara F320 HWA

R

Carlin

R

DRIVEX

Lap	D	Time	Sector 1	Sector 2	Sector 3	T. Spd	Elapsed	Lap	D	Time	Sector 1	Sector 2	Sector 3	T. Spd	Elapsed
1		1:46.482	34.535	38.774	33.173	223.6	1:46.482	1		1:49.729	35.851	40.100	33.778	221.7	1:49.729
2		1:39.548	29.178	37.607	32.763	240.5	3:26.030	2		1:40.057	29.435	37.686	32.936	238.4	3:29.786
3		1:38.668	28.975	37.122	32.571	240.5	5:04.698	3		1:39.554	29.171	37.233	33.150	239.4	5:09.340
4		1:38.515	28.916	37.062	32.537	241.0	6:43.213	4		1:39.176	29.172	37.272	32.732	242.1	6:48.516
5		1:38.040	28.863	36.907	32.270	238.4	8:21.253	5		1:38.627	28.879	37.060	32.688	242.6	8:27.143
6		1:38.122	28.877	36.883	32.362	238.4	9:59.375	6		1:38.738	28.915	37.082	32.741	241.6	10:05.881
7		1:38.124	28.899	36.862	32.363	238.4	11:37.499	7		1:38.629	28.868	36.948	32.813	240.5	11:44.510
8		1:37.897	28.818	36.786	32.293	238.9	13:15.396	8		1:38.720	28.892	37.016	32.812	241.0	13:23.230
9		1:37.967	28.808	36.852	32.307	238.9	14:53.363	9		1:38.966	29.117	37.051	32.798	240.0	15:02.196
10		1:38.080	28.878	36.908	32.294	238.9	16:31.443	10		1:38.449	28.862	37.009	32.578	237.3	16:40.645
11		1:38.243	28.921	36.943	32.379	240.0	18:09.686	11		1:38.784	28.951	37.147	32.686	241.0	18:19.429
12		1:37.893	28.807	36.795	32.291	238.4	19:47.579	12		1:39.327	29.329	37.109	32.889	239.4	19:58.756
13		1:38.130	28.881	36.892	32.357	240.5	21:25.709	13		1:38.992	28.975	37.063	32.954	239.4	21:37.748
14		1:38.169	28.824	36.851	32.494	240.0	23:03.878	14		1:38.951	28.956	37.032	32.963	240.0	23:16.699
15		1:37.899	28.864	36.684	32.351	238.4	24:41.777	15		1:38.677	28.895	36.953	32.829	237.3	24:55.376
16		1:38.197	28.835	36.902	32.460	237.8	26:19.974	16		1:38.623	28.993	36.983	32.647	238.4	26:33.999
17		1:38.127	28.897	36.891	32.339	238.4	27:58.101	17		1:39.107	28.944	37.261	32.902	237.8	28:13.106
18		1:38.259	28.810	36.992	32.457	237.8	29:36.360	18		1:38.589	28.988	36.978	32.623	238.9	29:51.695





Circuit de Barcelona
Euroformula Open
Race - 3
Lap Analysis



69

Lukas Dunner

Dallara F320 Spiess

Cryptotower Racing Team

Lap	D	Time	Sector 1	Sector 2	Sector 3	T. Spd	Elapsed
1		1:44.868	33.985	38.311	32.572	216.4	1:44.868
2		1:38.680	28.901	37.194	32.585	235.8	3:23.548
3		1:38.437	28.906	36.996	32.535	236.8	5:01.985
4		1:37.826	28.799	36.754	32.273	238.9	6:39.811
5		1:37.787	28.712	36.824	32.251	239.4	8:17.598
6		1:38.640	28.640	36.629	33.371	240.5	9:56.238
7		1:38.767	29.594	36.830	32.343	233.7	11:35.005
8		1:37.723	28.759	36.694	32.270	238.9	13:12.728
9		1:37.528	28.649	36.684	32.195	238.4	14:50.256
10		1:37.721	28.649	36.658	32.414	239.4	16:27.977
11		1:37.806	28.606	36.771	32.429	240.0	18:05.783
12		1:37.637	28.583	36.789	32.265	238.9	19:43.420
13		1:37.467	28.552	36.656	32.259	238.4	21:20.887
14		1:37.730	28.659	36.762	32.309	239.4	22:58.617
15		1:37.575	28.665	36.551	32.359	238.9	24:36.192
16		1:37.864	28.697	36.790	32.377	238.9	26:14.056
17		1:37.608	28.698	36.626	32.284	238.9	27:51.664
18		1:37.802	28.704	36.736	32.362	238.4	29:29.466

99

Rui Andrade

Dallara F320 Spiess

Cryptotower Racing Team

Lap	D	Time	Sector 1	Sector 2	Sector 3	T. Spd	Elapsed
1		1:48.501	35.431	39.813	33.257	219.9	1:48.501
2		1:39.445	29.224	37.305	32.916	234.7	3:27.946
3		1:39.093	29.087	37.215	32.791	236.3	5:07.039
4		1:39.100	29.102	37.224	32.774	237.8	6:46.139
5		1:38.603	28.880	37.122	32.601	236.3	8:24.742
6		1:38.370	28.867	36.912	32.591	236.3	10:03.112
7		1:38.478	28.846	37.077	32.555	236.8	11:41.590
8		1:38.278	29.006	36.858	32.414	235.2	13:19.868
9		1:38.531	28.852	37.101	32.578	236.3	14:58.399
10		1:38.196	28.849	36.917	32.430	236.8	16:36.595
11		1:38.436	28.858	36.882	32.696	235.8	18:15.031
12		1:38.401	28.863	36.989	32.549	235.2	19:53.432
13		1:38.479	28.886	36.909	32.684	234.7	21:31.911
14		1:38.512	28.957	37.037	32.518	235.2	23:10.423
15		1:38.841	28.980	37.120	32.741	235.8	24:49.264
16		1:38.603	28.947	37.062	32.594	235.2	26:27.867
17		1:38.805	28.995	36.911	32.899	235.2	28:06.672
18		1:38.683	28.962	37.026	32.695	233.7	29:45.355





Circuit de Barcelona
Euroformula Open
Race - 3
Analysis by Lap



Num	Lap Time	Gap
Lap 1		
20	1:43.357	
26	1:43.990	00.633
69	1:44.868	01.511
28	1:45.663	02.306
16	1:46.073	02.716
31	1:46.482	03.125
33	1:46.948	03.591
4	1:47.645	04.288
99	1:48.501	05.144
25	1:48.947	05.590
12	1:49.277	05.920
34	1:49.729	06.372
8	1:50.644	07.287
15	2:17.983	34.626
Num	Lap Time	Gap
Lap 2		
20	1:38.491	
26	1:38.531	00.673
69	1:38.680	01.700
28	1:38.906	02.721
16	1:39.336	03.561
31	1:39.548	04.182
33	1:39.605	04.705
4	1:39.287	05.084
99	1:39.445	06.098
25	1:39.654	06.753
12	1:39.532	06.961
34	1:40.057	07.938
8	1:40.781	09.577
Num	Lap Time	Gap
Lap 3		
20	1:38.224	
26	1:38.591	01.040
69	1:38.437	01.913
28	1:38.356	02.853
16	1:38.738	04.075
31	1:38.668	04.626
33	1:39.473	05.954
15	2:48.185	1 Lap

Num	Lap Time	Gap
4	1:39.452	06.312
99	1:39.093	06.967
25	1:39.336	07.865
12	1:39.976	08.713
34	1:39.554	09.268
8	1:39.885	11.238
Num	Lap Time	Gap
Lap 4		
20	1:37.806	
26	1:38.004	01.238
69	1:37.826	01.933
28	1:38.065	03.112
16	1:38.087	04.356
31	1:38.515	05.335
33	1:38.296	06.444
4	1:38.366	06.872
99	1:39.100	08.261
25	1:38.861	08.920
12	1:38.813	09.720
34	1:39.176	10.638
15	1:44.095	1 Lap
8	1:40.227	13.659
Num	Lap Time	Gap
Lap 5		
20	1:37.638	
26	1:37.782	01.382
69	1:37.787	02.082
28	1:37.873	03.347
16	1:38.030	04.748
31	1:38.040	05.737
33	1:38.401	07.207
4	1:38.395	07.629
99	1:38.603	09.226
25	1:38.671	09.953
12	1:38.786	10.868
34	1:38.627	11.627
15	1:38.167	1 Lap
8	1:39.680	15.701

Num	Lap Time	Gap
Lap 6		
20	1:37.187	
26	1:37.588	01.783
69	1:38.640	03.535
28	1:37.440	03.600
16	1:37.761	05.322
31	1:38.122	06.672
33	1:38.721	08.741
4	1:38.669	09.111
99	1:38.370	10.409
25	1:38.844	11.610
12	1:38.579	12.260
34	1:38.738	13.178
15	1:38.108	1 Lap
8	1:39.381	17.895
Num	Lap Time	Gap
Lap 7		
20	1:37.368	
26	1:37.510	01.925
28	1:37.985	04.217
69	1:38.767	04.934
16	1:38.358	06.312
31	1:38.124	07.428
33	1:37.926	09.299
4	1:38.650	10.393
99	1:38.478	11.519
25	1:38.079	12.321
12	1:38.556	13.448
34	1:38.629	14.439
15	1:38.381	1 Lap
8	1:39.287	19.814
6	12:05.263	6 Laps
Num	Lap Time	Gap
Lap 8		
20	1:37.194	
26	1:37.388	02.119
28	1:37.476	04.499
69	1:37.723	05.463
16	1:37.787	06.905
31	1:37.897	08.131

Num	Lap Time	Gap
33	1:37.878	09.983
4	1:38.379	11.578
99	1:38.278	12.603
25	1:38.324	13.451
12	1:38.377	14.631
34	1:38.720	15.965
15	1:38.700	1 Lap
8	1:39.096	21.716
6	1:43.146	6 Laps
Num	Lap Time	Gap
Lap 9		
20	1:37.048	
26	1:37.651	02.722
28	1:37.408	04.859
69	1:37.528	05.943
16	1:37.775	07.632
31	1:37.967	09.050
33	1:38.131	11.066
4	1:38.210	12.740
99	1:38.531	14.086
25	1:38.410	14.813
12	1:38.648	16.231
34	1:38.966	17.883
15	1:39.081	1 Lap
8	1:39.102	23.770
6	1:38.411	6 Laps
Num	Lap Time	Gap
Lap 10		
20	1:37.177	
26	1:37.562	03.107
28	1:38.197	05.879
69	1:37.721	06.487
16	1:37.830	08.285
31	1:38.080	09.953
33	1:37.986	11.875
4	1:38.183	13.746
99	1:38.196	15.105
25	1:38.384	16.020
12	1:38.546	17.600
34	1:38.449	19.155

Num	Lap Time	Gap
15	1:43.165	1 Lap
8	1:39.142	25.735
6	1:37.829	6 Laps
Num	Lap Time	Gap
Lap 11		
20	1:37.147	
26	1:37.453	03.413
28	1:37.696	06.428
69	1:37.806	07.146
16	1:37.898	09.036
31	1:38.243	11.049
33	1:38.169	12.897
4	1:38.331	14.930
99	1:38.436	16.394
25	1:38.524	17.397
12	1:38.670	19.123
34	1:38.784	20.792
15	1:38.487	1 Lap
8	1:39.507	28.095
6	1:37.685	6 Laps
Num	Lap Time	Gap
Lap 12		
20	1:37.085	
26	1:37.431	03.759
28	1:37.445	06.788
69	1:37.637	07.698
16	1:37.660	09.611
31	1:37.893	11.857
33	1:37.821	13.633
4	1:37.931	15.776
99	1:38.401	17.710
25	1:38.314	18.626
12	1:38.304	20.342
34	1:39.327	23.034
15	1:38.057	1 Lap
8	1:38.950	29.960
6	1:46.074	6 Laps





Circuit de Barcelona
Euroformula Open
Race - 3
Analysis by Lap



Num	Lap Time	Gap
-----	----------	-----

Lap 13

20	1:37.140	
26	1:37.531	04.150
28	1:37.398	07.046
69	1:37.467	08.025
16	1:37.904	10.375
31	1:38.130	12.847
33	1:38.340	14.833
4	1:38.206	16.842
99	1:38.479	19.049
25	1:38.378	19.864
12	1:38.644	21.846
34	1:38.992	24.886
15	1:38.019	1 Lap
8	1:39.153	31.973
6	2:02.119	6 Laps

Num	Lap Time	Gap
-----	----------	-----

Lap 14

20	1:37.204	
26	1:37.637	04.583
28	1:37.468	07.310
69	1:37.730	08.551
16	1:37.915	11.086
31	1:38.169	13.812
33	1:38.206	15.835
4	1:38.176	17.814
99	1:38.512	20.357
25	1:38.735	21.395
12	1:38.435	23.077
34	1:38.951	26.633
15	1:38.053	1 Lap
8	1:39.344	34.113
6	1:37.846	6 Laps

Num	Lap Time	Gap
-----	----------	-----

Lap 15

20	1:37.158	
26	1:37.539	04.964
28	1:37.601	07.753
69	1:37.575	08.968
16	1:38.209	12.137

Num	Lap Time	Gap
-----	----------	-----

31	1:37.899	14.553
33	1:38.273	16.950
4	1:38.233	18.889
99	1:38.841	22.040
25	1:38.499	22.736
12	1:38.397	24.316
34	1:38.677	28.152
15	1:38.071	1 Lap
8	1:39.007	35.962
6	1:37.503	6 Laps

Num	Lap Time	Gap
-----	----------	-----

Lap 16

20	1:37.232	
26	1:37.513	05.245
28	1:37.732	08.253
69	1:37.864	09.600
16	1:37.856	12.761
31	1:38.197	15.518
33	1:38.150	17.868
4	1:38.354	20.011
99	1:38.603	23.411
25	1:38.619	24.123
12	1:38.323	25.407
34	1:38.623	29.543
15	1:38.334	1 Lap
8	1:39.366	38.096
6	1:37.644	6 Laps

Num	Lap Time	Gap
-----	----------	-----

Lap 17

20	1:37.109	
26	1:37.725	05.861
28	1:37.605	08.749
69	1:37.608	10.099
16	1:37.991	13.643
31	1:38.127	16.536
33	1:37.936	18.695
4	1:38.393	21.295
99	1:38.805	25.107
25	1:38.681	25.695
12	1:38.531	26.829

Num	Lap Time	Gap
-----	----------	-----

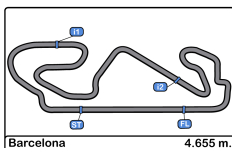
34	1:39.107	31.541
15	1:38.595	1 Lap
8	1:39.433	40.420
6	1:37.827	6 Laps

Num	Lap Time	Gap
-----	----------	-----

Lap 18

20	1:37.370	
26	1:37.798	06.289
28	1:37.667	09.046
69	1:37.802	10.531
16	1:37.894	14.167
31	1:38.259	17.425
33	1:37.796	19.121
4	1:38.461	22.386
99	1:38.683	26.420
25	1:38.642	26.967
12	1:38.625	28.084
34	1:38.589	32.760
15	1:39.203	1 Lap
8	1:39.655	42.705
6	1:51.545	6 Laps



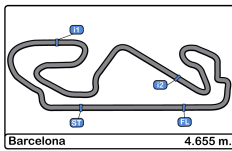


Circuito de Barcelona
Euroformula Open
Race - 3
Best Sectors Results




Sector - 1				Sector - 2				Sector - 3				Ideal Lap vs Best Lap				
Clas	Nº	Driver	Time	Nº	Driver	Time	Nº	Driver	Time	Clas	Nº	Driver	Ideal Lap	Best Lap	Clas	
1	69	Lukas Dunner	28.552	20	Yifei Ye	36.319	20	Yifei Ye	31.878	1	20	Yifei Ye	1:36.858	1:37.048	1	
2	25	Alexandre Bardinon	28.570	6	Ido Cohen	36.462	26	Louis Foster	32.109	2	26	Louis Foster	1:37.264	1:37.388	2	
3	26	Louis Foster	28.590	28	Cameron Das	36.523	28	Cameron Das	32.113	3	69	Lukas Dunner	1:37.298	1:37.467	4	
4	20	Yifei Ye	28.661	69	Lukas Dunner	36.551	69	Lukas Dunner	32.195	4	28	Cameron Das	1:37.308	1:37.398	3	
5	16	Andreas Estner	28.670	26	Louis Foster	36.565	6	Ido Cohen	32.223	5	6	Ido Cohen	1:37.409	1:37.503	5	
6	28	Cameron Das	28.672	16	Andreas Estner	36.591	31	Zane Maloney	32.270	6	16	Andreas Estner	1:37.567	1:37.660	6	
7	15	Sebastian Estner	28.682	31	Zane Maloney	36.684	4	Niklas Krütten	32.277	7	15	Sebastian Estner	1:37.691	1:38.019	10	
8	33	Manuel Maldonado	28.692	33	Manuel Maldonado	36.692	15	Sebastian Estner	32.286	8	33	Manuel Maldonado	1:37.715	1:37.796	7	
9	6	Ido Cohen	28.724	15	Sebastian Estner	36.723	16	Andreas Estner	32.306	9	31	Zane Maloney	1:37.761	1:37.893	8	
10	12	Glenn Van Berlo	28.766	4	Niklas Krütten	36.743	33	Manuel Maldonado	32.331	10	4	Niklas Krütten	1:37.835	1:37.931	9	
11	31	Zane Maloney	28.807	99	Rui Andrade	36.858	99	Rui Andrade	32.414	11	25	Alexandre Bardinon	1:38.006	1:38.079	11	
12	4	Niklas Krütten	28.815	12	Glenn Van Berlo	36.865	12	Glenn Van Berlo	32.445	12	12	Glenn Van Berlo	1:38.076	1:38.304	13	
13	99	Rui Andrade	28.846	25	Alexandre Bardinon	36.904	25	Alexandre Bardinon	32.532	13	99	Rui Andrade	1:38.118	1:38.196	12	
14	34	Rafael Villagomez	28.862	34	Rafael Villagomez	36.948	34	Rafael Villagomez	32.578	14	34	Rafael Villagomez	1:38.388	1:38.449	14	
15	8	Matthias Lüthen	29.031	8	Matthias Lüthen	37.143	8	Matthias Lüthen	32.714	15	8	Matthias Lüthen	1:38.888	1:38.950	15	



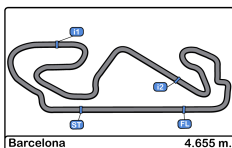


Circuit de Barcelona
 Euroformula Open
 Race - 3
 Leader Sequence



Nº	Entrant	Nat	Driver	Nat	Cat	Chassis	Team	Start Lap	End Lap	Laps	Total Laps
20	Cryptotower Racing	 CHN	Yifei Ye	 CHN		Dallara F320 Spiess	Cryptotower Racing	1	18	18	18



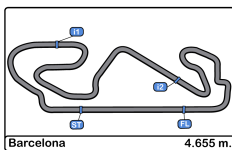


Circuito de Barcelona
Euroformula Open
Race - 3
Best 5 Lap Times



Cls	Nº	Entrant	Nat	Driver	Nat	Cat	Cls	Chassis - Engine	Team	Best 1		Best 2		Best 3		Best 4		Best 5	
										Time	Lap	Time	Lap	Time	Lap	Time	Lap	Time	Lap
1	20	Cryptotower Racing		Yifei Ye				Dallara F320 Spiess	Cryptotower Racing	1:37.048	9	1:37.085	12	1:37.109	17	1:37.140	13	1:37.147	11
2	26	Double R		Louis Foster				Dallara F320 HWA	Double R	1:37.388	8	1:37.431	12	1:37.453	11	1:37.510	7	1:37.513	16
3	28	Team Motopark		Cameron Das				Dallara F320 Spiess	Team Motopark	1:37.398	13	1:37.408	9	1:37.440	6	1:37.445	12	1:37.468	14
4	69	Cryptotower Racing		Lukas Dunner				Dallara F320 Spiess	Cryptotower Racing	1:37.467	13	1:37.528	9	1:37.575	15	1:37.608	17	1:37.637	12
5	6	Carlin		Ido Cohen				Dallara F320 Spiess	Carlin	1:37.503	9	1:37.644	10	1:37.685	5	1:37.827	11	1:37.829	4
6	16	Van Amersfoort Racing		Andreas Estner				Dallara F320 HWA	Van Amersfoort Racing	1:37.660	12	1:37.761	6	1:37.775	9	1:37.787	8	1:37.830	10
7	33	Team Motopark		Manuel Maldonado				Dallara F320 Spiess	Team Motopark	1:37.796	18	1:37.821	12	1:37.878	8	1:37.926	7	1:37.936	17
8	31	Carlin		Zane Maloney		R	1	Dallara F320 Spiess	Carlin	1:37.893	12	1:37.897	8	1:37.899	15	1:37.967	9	1:38.040	5
9	4	Team Motopark		Niklas Krütten		R	2	Dallara F320 Spiess	Team Motopark	1:37.931	12	1:38.176	14	1:38.183	10	1:38.206	13	1:38.210	9
10	15	Van Amersfoort Racing		Sebastian Estner		R	3	Dallara F320 HWA	Van Amersfoort Racing	1:38.019	12	1:38.053	13	1:38.057	11	1:38.071	14	1:38.108	5
11	25	Van Amersfoort Racing		Alexandre Bardinon				Dallara F320 HWA	Van Amersfoort Racing	1:38.079	7	1:38.314	12	1:38.324	8	1:38.378	13	1:38.384	10
12	99	Cryptotower Racing		Rui Andrade				Dallara F320 Spiess	Cryptotower Racing	1:38.196	10	1:38.278	8	1:38.370	6	1:38.401	12	1:38.436	11
13	12	DRIVEX		Glenn Van Berlo		R	4	Dallara F320 HWA	DRIVEX	1:38.304	12	1:38.323	16	1:38.377	8	1:38.397	15	1:38.435	14
14	34	DRIVEX		Rafael Villagomez		R	5	Dallara F320 HWA	DRIVEX	1:38.449	10	1:38.589	18	1:38.623	16	1:38.627	5	1:38.629	7
15	8	Double R		Matthias Lüthen		R	6	Dallara F320 HWA	Double R	1:38.950	12	1:39.007	15	1:39.096	8	1:39.102	9	1:39.142	10



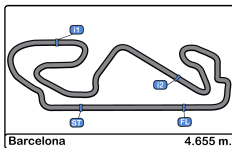


Circuito de Barcelona
Euroformula Open
Race - 3
Best 5 Top Speeds



Cls	Nº	Entrant	Nat	Driver	Nat	Cat	Cls	Chassis - Engine	Team	Top 1		Top 2		Top 3		Top 4		Top 5		Avg
										Km/h	Lap	Km/h	Lap	Km/h	Lap	Km/h	Lap	Km/h	Lap	
1	12	DRIVEX	ESP	Glenn Van Berlo	NLD	R	1	Dallara F320 HWA	DRIVEX	247.1	3	242.6	2	241.0	7	240.0	5	239.4	4	242.0
2	15	Van Amersfoort Racing	NLD	Sebastian Estner	DEU	R	2	Dallara F320 HWA	Van Amersfoort Racing	243.7	8	243.7	17	242.1	7	241.6	9	241.0	6	242.4
3	25	Van Amersfoort Racing	NLD	Alexandre Bardinon	FRA			Dallara F320 HWA	Van Amersfoort Racing	243.7	16	243.7	18	243.2	4	243.2	8	243.2	17	243.4
4	34	DRIVEX	ESP	Rafael Villagomez	MEX	R	3	Dallara F320 HWA	DRIVEX	242.6	5	242.1	4	241.6	6	241.0	8	241.0	11	241.7
5	4	Team Motopark	DEU	Niklas Krütten	DEU	R	4	Dallara F320 Spiess	Team Motopark	242.1	7	240.5	4	240.5	6	240.0	5	238.4	3	240.3
6	16	Van Amersfoort Racing	NLD	Andreas Estner	DEU			Dallara F320 HWA	Van Amersfoort Racing	242.1	2	239.4	9	238.9	3	238.9	10	238.9	11	239.6
7	31	Carlin	GBR	Zane Maloney	BRB	R	5	Dallara F320 Spiess	Carlin	241.0	4	240.5	2	240.5	3	240.5	13	240.0	11	240.5
8	69	Cryptotower Racing	JPN	Lukas Dunner	AUT			Dallara F320 Spiess	Cryptotower Racing	240.5	6	240.0	11	239.4	5	239.4	10	239.4	14	239.7
9	33	Team Motopark	DEU	Manuel Maldonado	VEN			Dallara F320 Spiess	Team Motopark	240.0	2	238.9	3	238.4	5	238.4	13	238.4	14	238.8
10	28	Team Motopark	DEU	Cameron Das	USA			Dallara F320 Spiess	Team Motopark	238.4	9	238.4	16	237.8	4	237.8	5	237.8	10	238.0
11	26	Double R	GBR	Louis Foster	GBR			Dallara F320 HWA	Double R	237.8	9	237.8	14	237.8	16	237.8	17	237.3	2	237.7
12	99	Cryptotower Racing	JPN	Rui Andrade	AGO			Dallara F320 Spiess	Cryptotower Racing	237.8	4	236.8	7	236.8	10	236.3	3	236.3	5	236.8
13	8	Double R	GBR	Matthias Lüthen	DEU	R	6	Dallara F320 HWA	Double R	237.3	11	236.3	3	236.3	5	235.8	4	235.8	9	236.3
14	6	Carlin	GBR	Ido Cohen	ISR			Dallara F320 Spiess	Carlin	236.8	10	236.3	9	236.3	11	235.8	5	235.8	6	236.2
15	20	Cryptotower Racing	JPN	Yifei Ye	CHN			Dallara F320 Spiess	Cryptotower Racing	235.2	15	235.2	16	235.2	17	234.7	13	234.7	14	235.0



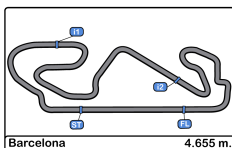


Circuito de Barcelona
Euroformula Open
Race - 3
Fastest Laps Sequence



Lap	Time of Day	Session Time	Nº	Entrant	Nat	Driver	Nat	Cat	Chassis - Engine	Team	Time	Km/h
2	12:31:35.517	3:21.517	20	Cryptotower Racing Team	● JPN	Yifei Ye	🇨🇳 CHN		Dallara F320 Spiess	Cryptotower Racing Team	1:38.491	170.1
3	12:33:13.741	4:59.741	20	Cryptotower Racing Team	● JPN	Yifei Ye	🇨🇳 CHN		Dallara F320 Spiess	Cryptotower Racing Team	1:38.224	170.6
4	12:34:51.546	6:37.546	20	Cryptotower Racing Team	● JPN	Yifei Ye	🇨🇳 CHN		Dallara F320 Spiess	Cryptotower Racing Team	1:37.806	171.3
5	12:36:29.185	8:15.185	20	Cryptotower Racing Team	● JPN	Yifei Ye	🇨🇳 CHN		Dallara F320 Spiess	Cryptotower Racing Team	1:37.638	171.6
6	12:38:06.371	9:52.371	20	Cryptotower Racing Team	● JPN	Yifei Ye	🇨🇳 CHN		Dallara F320 Spiess	Cryptotower Racing Team	1:37.187	172.4
9	12:42:57.981	14:43.981	20	Cryptotower Racing Team	● JPN	Yifei Ye	🇨🇳 CHN		Dallara F320 Spiess	Cryptotower Racing Team	1:37.048	172.6



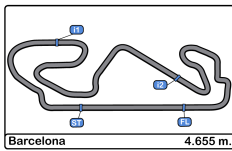


Circuito de Barcelona
Euroformula Open
Race - 3
Event Best Maximum Speed



Nº	Entrant	Nat	Driver	Nat	Cat	Clas	Chassis - Engine	Team	Km/h	Session	
12	DRIVEX		ESP Glenn Van Berlo		NLD	R	1	Dallara F320 HWA	DRIVEX	247.1	Race - 3
31	Carlin		GBR Zane Maloney		BRB	R	2	Dallara F320 Spiess	Carlin	246.5	Race - 2
6	Carlin		GBR Ido Cohen		ISR			Dallara F320 Spiess	Carlin	246.5	Race - 2
34	DRIVEX		ESP Rafael Villagomez		MEX	R	3	Dallara F320 HWA	DRIVEX	246.5	Qualifying - 4
33	Team Motopark		DEU Manuel Maldonado		VEN			Dallara F320 Spiess	Team Motopark	244.3	Race - 2
26	Double R		GBR Louis Foster		GBR			Dallara F320 HWA	Double R	243.7	Race - 1
25	Van Amersfoort Racing		NLD Alexandre Bardinon		FRA			Dallara F320 HWA	Van Amersfoort Racing	243.7	Race - 2
15	Van Amersfoort Racing		NLD Sebastian Estner		DEU	R	4	Dallara F320 HWA	Van Amersfoort Racing	243.7	Race - 2
69	Cryptotower Racing Team		JPN Lukas Dunner		AUT			Dallara F320 Spiess	Cryptotower Racing Team	243.7	Race - 2
99	Cryptotower Racing Team		JPN Rui Andrade		AGO			Dallara F320 Spiess	Cryptotower Racing Team	242.6	Race - 1
4	Team Motopark		DEU Niklas Krütten		DEU	R	5	Dallara F320 Spiess	Team Motopark	242.1	Race - 2
16	Van Amersfoort Racing		NLD Andreas Estner		DEU			Dallara F320 HWA	Van Amersfoort Racing	242.1	Race - 3
28	Team Motopark		DEU Cameron Das		USA			Dallara F320 Spiess	Team Motopark	241.0	Race - 1
8	Double R		GBR Matthias Lüthen		DEU	R	6	Dallara F320 HWA	Double R	240.5	Qualifying - 1
20	Cryptotower Racing Team		JPN Yifei Ye		CHN			Dallara F320 Spiess	Cryptotower Racing Team	239.4	Qualifying - 1





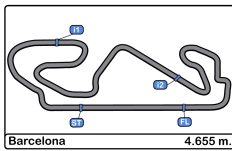
Circuito de Barcelona
Euroformula Open
Race - 3
Lap Chart



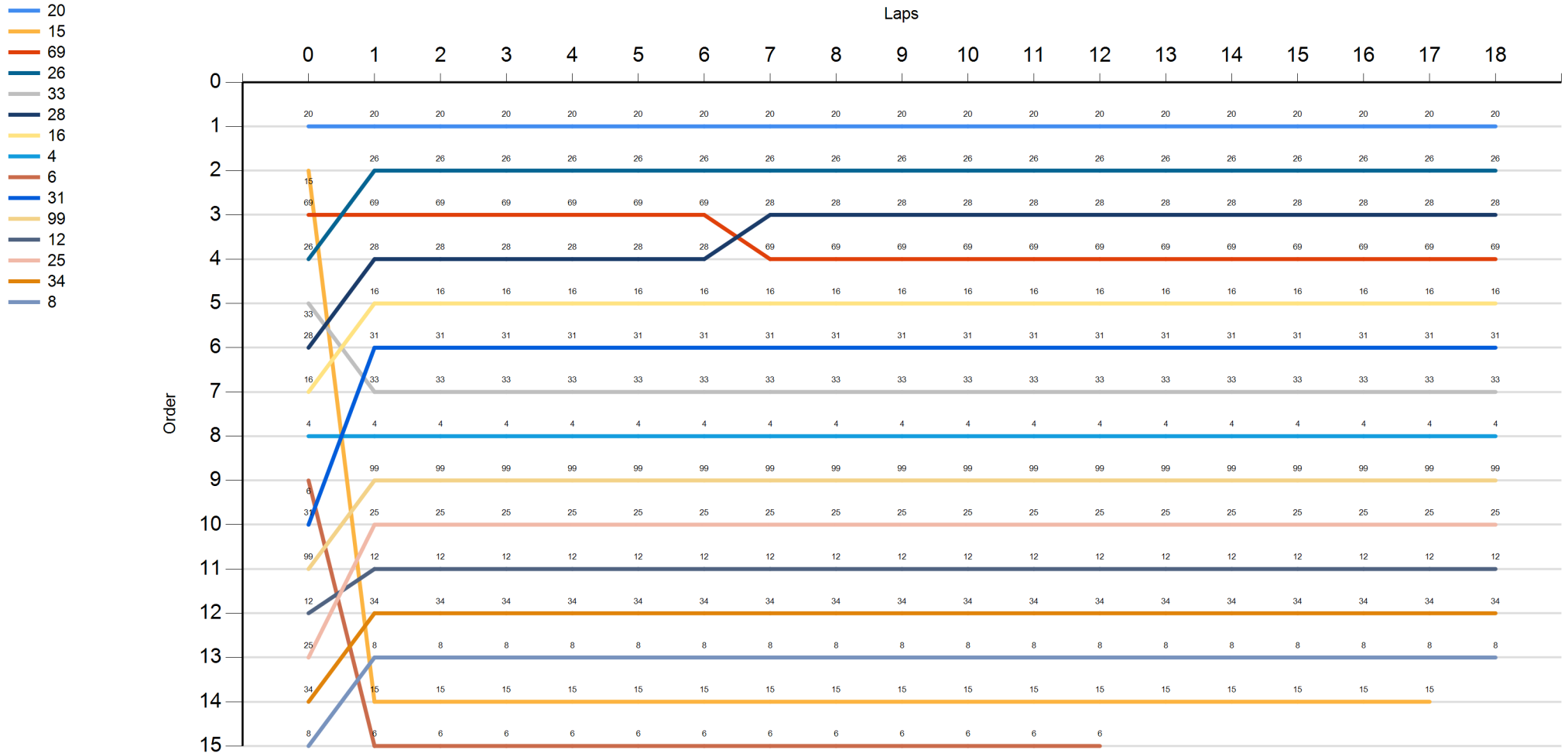
LAP

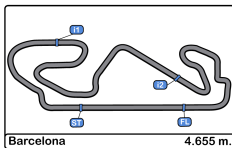
Nr	Po	Grid	1	2	3	4	5	6	7	8	9	10	11	12	13	14	15	16	17	18
20	1	20	20	20	20	20	20	20	20	20	20	20	20	20	20	20	20	20	20	20
15	2	15	26	26	26	26	26	26	26	26	26	26	26	26	26	26	26	26	26	26
69	3	69	69	69	69	69	69	69	28	28	28	28	28	28	28	28	28	28	28	28
26	4	26	28	28	28	28	28	28	69	69	69	69	69	69	69	69	69	69	69	69
33	5	33	16	16	16	16	16	16	16	16	16	16	16	16	16	16	16	16	16	16
28	6	28	31	31	31	31	31	31	31	31	31	31	31	31	31	31	31	31	31	31
16	7	16	33	33	33	33	33	33	33	33	33	33	33	33	33	33	33	33	33	33
4	8	4	4	4	4	4	4	4	4	4	4	4	4	4	4	4	4	4	4	4
6	9	6	99	99	99	99	99	99	99	99	99	99	99	99	99	99	99	99	99	99
31	10	31	25	25	25	25	25	25	25	25	25	25	25	25	25	25	25	25	25	25
99	11	99	12	12	12	12	12	12	12	12	12	12	12	12	12	12	12	12	12	12
12	12	12	34	34	34	34	34	34	34	34	34	34	34	34	34	34	34	34	34	34
25	13	25	8	8	8	8	8	8	8	8	8	8	8	8	8	8	8	8	8	8
34	14	34	15	15	15	15	15	15	15	15	15	15	15	15	15	15	15	15	15	15
8	15	8	6	6	6	6	6	6	6	6	6	6	6	6	6	6	6	6	6	6





Circuito de Barcelona
Euroformula Open
Race - 3
Graphic Lap Chart



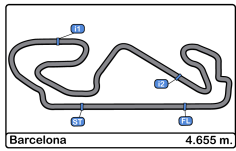


Circuit de Barcelona
Euroformula Open
Race - 3
Pit Stop Analysis

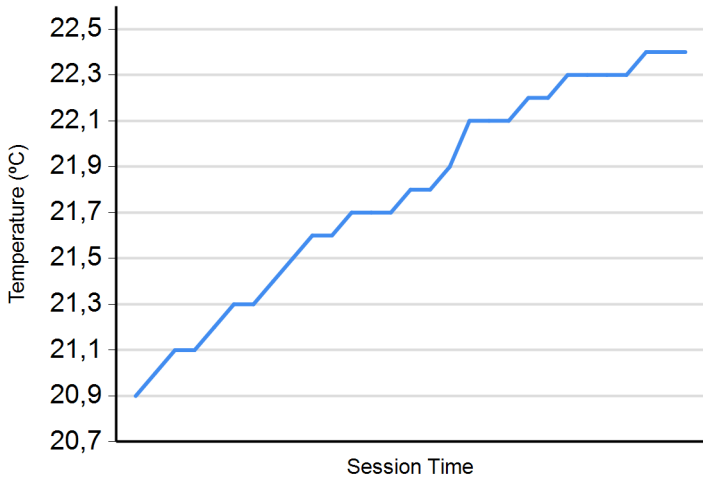


Nr.	In Day Time	Entrant	Nat	Driver	Nat	Cat	Chassis - Engine	Team	In Time	Stop N°	Pit Time	Handicap	Penalty
15	12:30:28.893	Van Amersfoort Racing		Sebastian Estner		R	Dallara F320 HWA	Van Amersfoort Racing	2:15.224	1	1:05.224		
6	12:48:39.576	Carlin		Ido Cohen			Dallara F320 Spiess	Carlin	20:25.907	1	22.346		

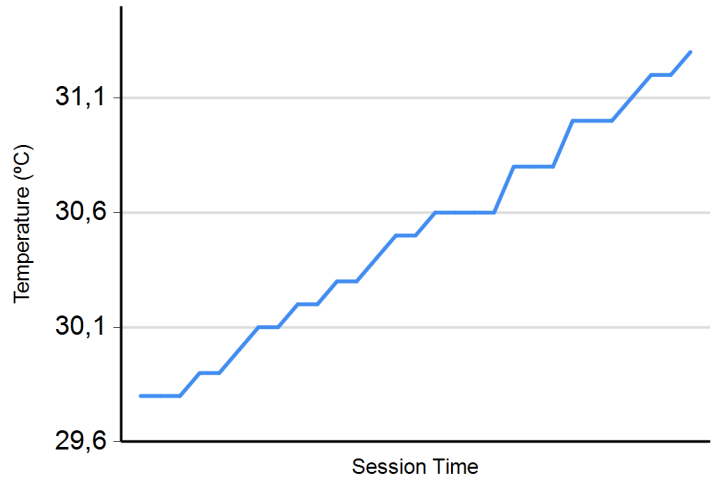




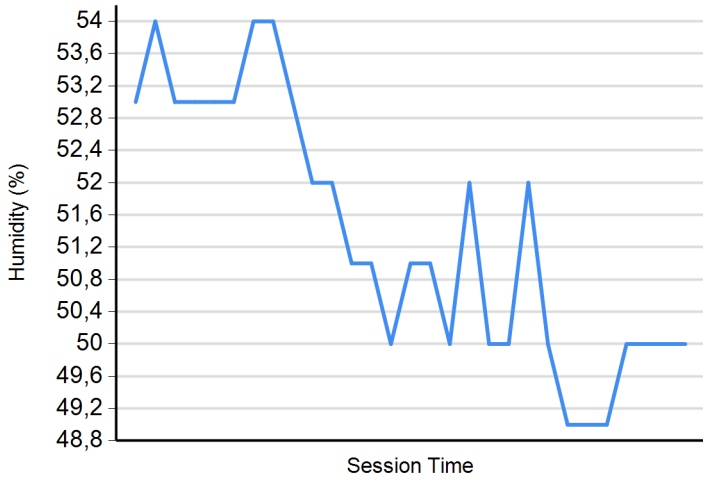
Air Temperature



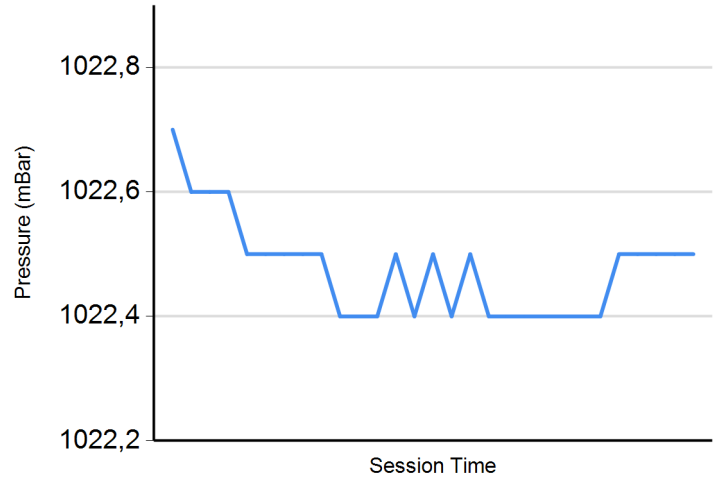
Track Temperature



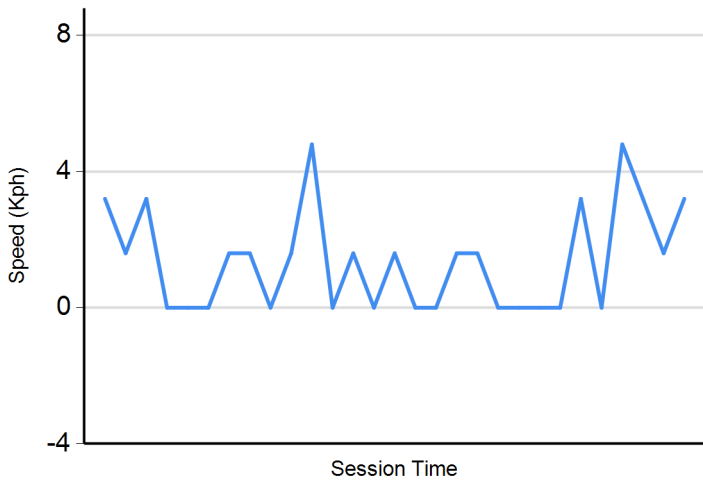
Humidity



Pressure



Wind Speed



Wind direction

North = 0°/360° Est = 90° South = 180° West = 270°

