

Red Bull Ring
Euroformula Open
Free Practice - 2
Provisional Results



Clas	Nº	Driver	Nat	Cat	Clas	Team	Nat	Vehicle	Laps	Best	Time	Gap	Interval	Km/h
1	74	Cem Bolukbasi	TUR			Van Amersfoort Racing	NLD	Dallara F320 HWA	22	21	1:23.146			186.9
2	52	Jak Crawford	USA	R	1	Team Motopark	DEU	Dallara F320 Spiess	20	16	1:23.504	0.358	0.358	186.1
3	27	Louis Foster	GBR			CryptoTower Racing Team	JPN	Dallara F320 Spiess	23	22	1:23.703	0.557	0.199	185.7
4	28	Cameron Das	USA			Team Motopark	DEU	Dallara F320 Spiess	19	17	1:23.717	0.571	0.014	185.6
5	8	Rafael Villagomez	MEX			Van Amersfoort Racing	NLD	Dallara F320 HWA	22	18	1:23.722	0.576	0.005	185.6
6	25	Casper Stevenson	GBR	R	2	Van Amersfoort Racing	NLD	Dallara F320 HWA	22	21	1:23.887	0.741	0.165	185.3
7	21	Josh Mason	GBR			Double R Racing	GBR	Dallara F320 HWA	20	19	1:23.958	0.812	0.071	185.1
8	15	Enzo Trulli	ITA	R	3	Carlin	GBR	Dallara F320 Spiess	21	17	1:23.966	0.820	0.008	185.1
9	18	Nazim Azman	MYS			CryptoTower Racing Team	JPN	Dallara F320 Spiess	20	18	1:24.227	1.081	0.261	184.5
10	10	Reshad de Gerus	FRA			Team Motopark	DEU	Dallara F320 Spiess	20	19	1:24.470	1.324	0.243	184.0
11	71	Brad Benavides	USA			Carlin	GBR	Dallara F320 Spiess	23	18	1:24.509	1.363	0.039	183.9
12	66	Zdenek Chovanec	CZE	R	4	Double R Racing	GBR	Dallara F320 HWA	23	21	1:24.521	1.375	0.012	183.9
13	35	Enzo Scionti	USA	R	5	Drivex School	ESP	Dallara F320 HWA	23	19	1:25.259	2.113	0.738	182.3
14	88	Filip Kaminiarz	POL			CryptoTower Racing Team	JPN	Dallara F320 Spiess	22	16	1:25.364	2.218	0.105	182.1

*** PENALTIES**

CAR 21 TIME 1:25.020 DELETED TRACK LIMITS AT T 9

CAR 8 TIME 1:35.329 DELETED TRACK LIMITS AT T 1

Published at:.....

Track Temp: **39.2 °C** Air Temp: **24.4 °C** Humidity: **40 %** Track Status: **DRY**

Stewards:

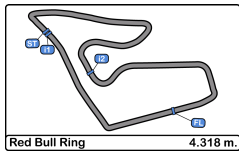
Race Director:

Timekeeper:

Luis Angel García Nuñez

JOB/I-0020-ESP





Red Bull Ring
Euroformula Open
Free Practice - 2



Provisional Results by Category

Clas	Nº	Driver	Nat	Cat	Clas	Team	Nat	Vehicle	Laps	Best	Time	Gap	Interval	Km/h
1	74	Cem Bolukbasi	TUR			Van Amersfoort Racing	NLD	Dallara F320 HWA	22	21	1:23.146			186.9
2	27	Louis Foster	GBR			CryptoTower Racing Team	JPN	Dallara F320 Spiess	23	22	1:23.703	0.557	0.557	185.7
3	28	Cameron Das	USA			Team Motopark	DEU	Dallara F320 Spiess	19	17	1:23.717	0.571	0.014	185.6
4	8	Rafael Villagomez	MEX			Van Amersfoort Racing	NLD	Dallara F320 HWA	22	18	1:23.722	0.576	0.005	185.6
5	21	Josh Mason	GBR			Double R Racing	GBR	Dallara F320 HWA	20	19	1:23.958	0.812	0.236	185.1
6	18	Nazim Azman	MYS			CryptoTower Racing Team	JPN	Dallara F320 Spiess	20	18	1:24.227	1.081	0.269	184.5
7	10	Reshad de Gerus	FRA			Team Motopark	DEU	Dallara F320 Spiess	20	19	1:24.470	1.324	0.243	184.0
8	71	Brad Benavides	USA			Carlin	GBR	Dallara F320 Spiess	23	18	1:24.509	1.363	0.039	183.9
9	88	Filip Kaminiaz	POL			CryptoTower Racing Team	JPN	Dallara F320 Spiess	22	16	1:25.364	2.218	0.855	182.1

Rookie														
1	52	Jak Crawford	USA	R	1	Team Motopark	DEU	Dallara F320 Spiess	20	16	1:23.504			186.1
2	25	Casper Stevenson	GBR	R	2	Van Amersfoort Racing	NLD	Dallara F320 HWA	22	21	1:23.887	0.383	0.383	185.3
3	15	Enzo Trulli	ITA	R	3	Carlin	GBR	Dallara F320 Spiess	21	17	1:23.966	0.462	0.079	185.1
4	66	Zdenek Chovanec	CZE	R	4	Double R Racing	GBR	Dallara F320 HWA	23	21	1:24.521	1.017	0.555	183.9
5	35	Enzo Scionti	USA	R	5	Drivex School	ESP	Dallara F320 HWA	23	19	1:25.259	1.755	0.738	182.3

*** PENALTIES**

CAR 21 TIME 1:25.020 DELETED TRACK LIMITS AT T 9

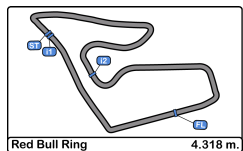
CAR 8 TIME 1:35.329 DELETED TRACK LIMITS AT T 1

Published at:.....

Track Temp: **39.2 °C** Air Temp: **24.4 °C** Humidity: **40 %** Track Status: **DRY**

Stewards:	Race Director:	Timekeeper: Luis Angel Garcia Nufez JOB/I-0020-ESP
------------------	-----------------------	---





Red Bull Ring
Euroformula Open
Free Practice - 2
Lap Analysis



8 Rafael Villagomez Dallara F320 HWA 15 Enzo Trulli Dallara F320 Spiess

Van Amersfoort Racing Rookie Carlin

Lap	D	Time	Sector 1	Sector 2	Sector 3	T. Spd	Elapsed	Lap	D	Time	Sector 1	Sector 2	Sector 3	T. Spd	Elapsed
1		14:28:20.211 P	14:27:00.398	43.383	36.430	182.4	14:28:20.211	1		14:28:06.261 P	14:26:40.838	43.294	42.129	169.8	14:28:06.261
2		3:16.013 P	1:54.475	40.802	40.736	213.0	14:31:36.224	2		3:01.639 P	1:36.841	43.381	41.417	174.1	14:31:07.900
3		2:01.711	56.071	39.634	26.006	214.2	14:33:37.935	3		2:11.922 P	54.912	39.896	37.114	204.5	14:33:19.822
4		4:35.329	25.678	44.018	25.633	136.0	14:35:13.264	4		3:47.301	2:39.773	40.918	26.610	196.3	14:37:07.123
5		1:25.300	22.305	38.398	24.597	219.0	14:36:38.564	5		1:31.608	22.921	43.124	25.563	204.5	14:38:38.731
6		1:25.353	22.159	38.257	24.937	219.9	14:38:03.917	6		1:28.162	22.371	38.490	27.301	216.8	14:40:06.893
7		1:29.972	24.246	40.304	25.422	203.3	14:39:33.889	7		1:27.829	22.299	40.304	25.226	217.7	14:41:34.722
8		1:25.261	22.289	38.252	24.720	218.1	14:40:59.150	8		1:25.036	22.105	38.068	24.863	218.1	14:42:59.758
9		1:31.626 P	22.103	38.260	31.263	219.0	14:42:30.776	9		1:24.822	21.987	38.144	24.691	218.6	14:44:24.580
10		5:04.539	3:54.848	42.298	27.393	190.1	14:47:35.315	10		1:25.632	22.035	38.083	25.514	217.3	14:45:50.212
11		1:29.547	24.371	39.810	25.366	192.5	14:49:04.862	11		1:24.874	21.987	38.201	24.686	217.7	14:47:15.086
12		1:25.431	22.129	38.433	24.869	219.0	14:50:30.293	12		1:33.477 P	22.043	38.079	33.355	217.7	14:48:48.563
13		1:24.671	21.980	38.034	24.657	219.9	14:51:54.964	13		8:37.819	7:27.549	43.483	26.787	169.2	14:57:26.382
14		1:30.469 P	21.969	38.326	30.174	219.9	14:53:25.433	14		1:27.879	22.953	39.939	24.987	204.1	14:58:54.261
15		3:23.701	2:14.373	42.545	26.783	201.4	14:56:49.134	15		1:24.404	22.013	38.013	24.378	216.8	15:00:18.665
16		1:26.882	22.558	38.913	25.411	219.5	14:58:16.016	16		1:24.115	21.916	37.817	24.382	217.7	15:01:42.780
17		1:24.213	21.996	37.926	24.291	219.5	14:59:40.229	17		1:23.966	21.883	37.780	24.303	217.7	15:03:06.746
18		1:23.722	21.721	37.817	24.184	221.7	15:01:03.951	18		1:26.310	21.884	39.689	24.737	217.3	15:04:33.056
19		1:24.137	21.706	38.011	24.420	221.3	15:02:28.088	19		1:25.048	22.244	38.275	24.529	216.4	15:05:58.104
20		1:24.014	21.827	37.762	24.425	219.9	15:03:52.102	20		1:23.986	21.949	37.723	24.314	217.3	15:07:22.090
21		1:24.282	21.850	37.936	24.496	220.4	15:05:16.384	21		1:37.109 P	21.928	38.581	36.600	217.3	15:08:59.199
22		1:32.944 P	21.846	37.843	33.255	220.4	15:06:49.328								

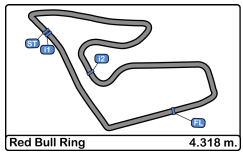
10 Reshad de Gerus Dallara F320 Spiess 18 Nazim Azman Dallara F320 Spiess

CryptoTower Racing Team

Team Motopark

Lap	D	Time	Sector 1	Sector 2	Sector 3	T. Spd	Elapsed	Lap	D	Time	Sector 1	Sector 2	Sector 3	T. Spd	Elapsed
1		14:28:42.684 P	14:27:21.807	43.301	37.576	199.2	14:28:42.684	1		14:28:15.437 P	14:26:52.212	43.715	39.510	189.8	14:28:15.437
2		2:05.855	54.002	45.168	26.685	204.1	14:30:48.539	2		3:12.397 P	1:47.350	42.340	42.707	156.7	14:31:27.834
3		1:26.557	22.619	38.734	25.204	214.7	14:32:15.096	3		2:10.983 P	54.664	40.398	35.921	211.7	14:33:38.817
4		1:25.283	22.286	38.355	24.642	215.1	14:33:40.379	4		3:54.638	2:45.882	41.276	27.480	208.8	14:37:33.455
5		1:25.047	22.248	38.250	24.549	216.0	14:35:05.426	5		1:28.515	23.294	39.116	26.105	214.7	14:39:01.970
6		1:29.973	22.074	37.962	29.937	217.3	14:36:35.399	6		1:26.950	22.641	38.735	25.574	215.5	14:40:28.920
7		1:24.952	22.196	38.157	24.599	216.8	14:38:00.351	7		1:37.721 P	22.413	39.442	35.866	216.4	14:42:06.641
8		1:24.610	22.101	38.000	24.509	216.8	14:39:24.961	8		2:21.554	1:15.258	39.991	26.305	197.0	14:44:28.195
9		1:24.912	22.101	38.134	24.677	216.4	14:40:49.873	9		1:25.833	22.465	38.354	25.014	216.8	14:45:54.028
10		1:37.871	22.524	45.684	29.663	163.6	14:42:27.744	10		1:31.732	22.401	38.374	30.957	217.3	14:47:25.760
11		1:26.718	22.290	37.940	26.488	216.0	14:43:54.462	11		1:39.642 P	25.440	39.403	34.799	216.0	14:49:05.402
12		1:37.570 P	23.678	40.876	33.016	215.1	14:45:32.032	12		7:23.717	6:15.422	40.942	27.353	207.6	14:56:29.119
13		5:30.145 P	4:19.838	39.515	30.792	214.7	14:51:02.177	13		1:27.479	22.946	39.186	25.347	216.4	14:57:56.598
14		8:35.026	7:23.970	43.216	27.840	203.0	14:59:37.203	14		1:25.107	22.088	38.230	24.789	218.6	14:59:21.705
15		1:31.352	23.197	42.555	25.600	212.5	15:01:08.555	15		1:24.708	22.037	37.986	24.685	218.6	15:00:46.413
16		1:25.028	22.182	38.027	24.819	216.4	15:02:33.583	16		1:25.173	22.043	38.123	25.007	219.0	15:02:11.586
17		1:24.868	22.159	37.958	24.751	216.4	15:03:58.451	17		1:25.966	21.980	37.918	26.068	218.1	15:03:37.552
18		1:24.579	22.075	37.906	24.598	216.4	15:05:23.030	18		1:24.227	21.900	37.746	24.581	219.0	15:05:01.779
19		1:24.470	21.966	37.973	24.531	216.4	15:06:47.500	19		1:24.700	21.896	37.951	24.853	218.6	15:06:26.479
20		1:33.749 P	23.424	39.140	31.185	214.7	15:08:21.249	20		1:34.835 P	22.003	38.105	34.727	218.1	15:08:01.314





Red Bull Ring
Euroformula Open
Free Practice - 2
Lap Analysis



21 Josh Mason Dallara F320 HWA **27** Louis Foster Dallara F320 Spiess

Double R Racing

CryptoTower Racing Team

Lap	D	Time	Sector 1	Sector 2	Sector 3	T. Spd	Elapsed	Lap	D	Time	Sector 1	Sector 2	Sector 3	T. Spd	Elapsed
1		14:29:32.778	14:28:22.818	42.667	27.293	191.1	14:29:32.778	1		14:28:28.871 P	14:27:02.962	42.473	43.436	192.1	14:28:28.871
2		1:31.393	23.759	41.267	26.367	204.5	14:31:04.171	2		3:05.134	1:56.765	40.677	27.692	201.4	14:31:34.005
3		1:26.246	22.843	38.687	24.716	210.9	14:32:30.417	3		1:25.976	22.473	38.567	24.936	215.1	14:32:59.981
4		1:25.496	22.315	38.470	24.711	216.8	14:33:55.913	4		1:25.576	22.108	38.521	24.947	216.0	14:34:25.557
5		1:25.920	22.033	38.091	24.896	218.1	14:35:20.933	5		1:25.142	22.235	38.268	24.639	216.4	14:35:50.699
6		1:24.625	22.153	38.061	24.411	219.0	14:36:45.558	6		1:24.762	22.047	38.121	24.594	218.6	14:37:15.461
7		1:24.506	22.032	38.122	24.352	219.9	14:38:10.064	7		1:24.705	22.025	38.151	24.529	218.1	14:38:40.166
8		2:08.401 P	22.060		2:32.753	219.5	14:40:18.465	8		1:32.032	22.008	44.263	25.761	219.5	14:40:12.198
9		9:01.333	7:52.595	42.322	26.416	190.4	14:49:19.798	9		1:30.613 P	22.199	38.210	30.204	217.7	14:41:42.811
10		1:26.879	22.805	39.142	24.932	214.2	14:50:46.677	10		3:51.051 P	2:42.261	38.438	30.352	213.4	14:45:33.862
11		1:24.783	22.032	38.030	24.721	217.7	14:52:11.460	11		3:11.516	2:08.224	38.448	24.844	214.2	14:48:45.378
12		1:24.100	21.886	38.041	<u>24.173</u>	218.1	14:53:35.560	12		1:24.775	22.082	38.154	24.539	217.7	14:50:10.153
13		1:25.503	21.977	38.003	25.523	218.1	14:55:01.063	13		1:24.533	22.011	38.038	24.484	217.3	14:51:34.686
14		1:31.109	23.076	42.361	25.672	215.1	14:56:32.172	14		1:24.294	21.943	38.002	24.349	218.1	14:52:58.980
15		1:24.656	21.948	38.208	24.500	219.9	14:57:56.828	15		1:29.482 P	21.903	38.185	29.394	218.1	14:54:28.462
16		1:34.420 P	23.991	38.838	31.591	201.1	14:59:31.248	16		3:56.140	2:47.153	42.287	26.700	201.4	14:58:24.602
17		3:21.249	2:18.120	38.443	24.686	216.8	15:02:52.497	17		1:32.960	23.382	39.389	30.189	208.0	14:59:57.562
18		1:25.204	22.459	38.351	24.394	211.3	15:04:17.701	18		1:27.001	22.307	38.154	26.540	218.1	15:01:24.563
19		<u>1:23.958</u>	<u>21.875</u>	<u>37.818</u>	24.265	219.0	15:05:41.659	19		1:24.353	21.986	37.839	24.528	218.1	15:02:48.916
20		1:33.652 P	21.945	38.336	33.371	219.5	15:07:15.311	20		1:24.138	21.901	37.879	24.358	218.1	15:04:13.054

25 Casper Stevenson Dallara F320 HWA **22** 1:23.703 21.767 37.721 24.215 218.6 15:07:00.640

Rookie

Van Amersfoort Racing

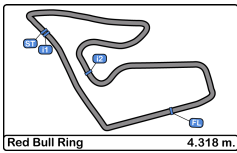
Lap	D	Time	Sector 1	Sector 2	Sector 3	T. Spd	Elapsed	Lap	D	Time	Sector 1	Sector 2	Sector 3	T. Spd	Elapsed
1		14:27:45.669	14:26:33.792	43.313	28.564	194.9	14:27:45.669	28							
2		1:30.025	24.106	40.047	25.872	206.8	14:29:15.694								
3		1:26.460	22.538	39.023	24.899	217.3	14:30:42.154								
4		1:26.227	22.427	38.904	24.896	216.8	14:32:08.381								
5		1:26.053	22.342	38.833	24.878	217.7	14:33:34.434								
6		1:25.640	22.221	38.607	24.812	217.7	14:35:00.074								
7		1:35.395 P	22.100	38.415	34.880	218.1	14:36:35.469								
8		5:25.080	4:11.600	45.388	28.092	199.6	14:42:00.549								
9		1:27.784	23.007	39.444	25.333	215.1	14:43:28.333								
10		1:25.082	22.269	38.200	24.613	216.4	14:44:53.415								
11		1:24.814	22.070	38.176	24.568	217.7	14:46:18.229								
12		1:24.562	21.983	38.095	24.484	219.0	14:47:42.791								
13		1:34.033	24.058	42.350	27.625	174.4	14:49:16.824								
14		1:24.543	22.021	38.027	24.495	219.5	14:50:41.367								
15		1:34.514 P	21.932	38.156	34.426	220.4	14:52:15.881								
16		6:50.646	5:41.161	42.486	26.999	193.8	14:59:06.527								
17		1:30.859	24.239	41.384	25.236	205.7	15:00:37.386								
18		1:24.597	22.001	38.148	24.448	219.0	15:02:01.983								
19		1:24.108	<u>21.857</u>	37.895	24.356	219.5	15:03:26.091								
20		1:23.986	21.886	37.833	24.267	219.0	15:04:50.077								
21		<u>1:23.887</u>	21.928	<u>37.770</u>	<u>24.189</u>	219.9	15:06:13.964								
22		1:43.006 P	23.320	44.267	35.419	188.8	15:07:56.970								

Cameron Das Dallara F320 Spiess

Team Motopark

Lap	D	Time	Sector 1	Sector 2	Sector 3	T. Spd	Elapsed
1		14:29:22.521	14:28:15.032	41.350	26.139	209.7	14:29:22.521
2		1:28.520	22.740	39.755	26.025	216.0	14:30:51.041
3		1:25.403	22.185	38.500	24.718	218.6	14:32:16.444
4		1:25.174	22.046	38.474	24.654	219.9	14:33:41.618
5		1:38.300	23.192	43.743	31.365	216.4	14:35:19.918
6		1:34.442 P	23.665	38.523	32.254	204.9	14:36:54.360
7		7:43.249	6:31.706	44.962	26.581	205.3	14:44:37.609
8		1:24.737	22.118	38.271	24.348	217.7	14:46:02.346
9		1:24.603	22.013	38.020	24.570	219.9	14:47:26.949
10		1:44.608	24.656	50.191	29.761	144.0	14:49:11.557
11		1:24.204	21.907	38.012	24.285	219.0	14:50:35.761
12		1:32.093 P	21.828	38.113	32.152	219.9	14:52:07.854
13		7:42.992	6:21.923	52.502	28.567	165.6	14:59:50.846
14		1:26.090	22.667	38.746	24.677	216.4	15:01:16.936
15		1:24.295	21.915	37.992	24.388	218.6	15:02:41.231
16		1:23.867	21.866	37.721	24.280	218.6	15:04:05.098
17		<u>1:23.717</u>	21.817	<u>37.673</u>	<u>24.227</u>	218.1	15:05:28.815
18		1:23.966	<u>21.780</u>	37.756	24.430	218.6	15:06:52.781
19		1:33.980 P	22.048	37.942	33.990	218.6	15:08:26.761





Red Bull Ring
Euroformula Open
Free Practice - 2
Lap Analysis



35 Enzo Scionti Dallara F320 HWA **66** Zdenek Chovanec Dallara F320 HWA

Rookie Drivex School Rookie Double R Racing

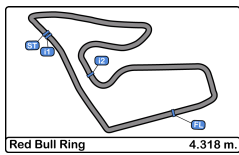
Lap	D	Time	Sector 1	Sector 2	Sector 3	T. Spd	Elapsed	Lap	D	Time	Sector 1	Sector 2	Sector 3	T. Spd	Elapsed
1		14:28:15.061	14:26:57.856	49.956	27.249	163.3	14:28:15.061	1		14:28:02.470	14:26:39.964	51.272	31.234	177.9	14:28:02.470
2		1:28.987	23.045	39.795	26.147	213.4	14:29:44.048	2		1:38.192	25.161	45.979	27.052	200.7	14:29:40.662
3		1:28.131	22.674	39.453	26.004	216.8	14:31:12.179	3		1:27.245	22.755	39.230	25.260	215.1	14:31:07.907
4		1:27.657	22.440	39.362	25.855	216.8	14:32:39.836	4		1:26.153	22.535	38.640	24.978	216.0	14:32:34.060
5		1:27.250	22.651	39.134	25.465	216.0	14:34:07.086	5		1:25.857	22.411	38.669	24.777	216.0	14:33:59.917
6		1:27.283	22.614	39.091	25.578	215.5	14:35:34.369	6		1:25.730	22.350	38.814	24.566	216.8	14:35:25.647
7		1:38.061 P	22.671	39.095	36.295	217.7	14:37:12.430	7		1:25.622	22.347	38.545	24.730	217.3	14:36:51.269
8		4:14.589	2:59.212	48.042	27.335	189.4	14:41:27.019	8		1:32.765 P	22.561	39.594	30.610	216.8	14:38:24.034
9		1:36.048	24.720	45.739	25.589	189.1	14:43:03.067	9		5:55.641	4:41.918	45.083	28.640	183.3	14:44:19.675
10		1:26.620	22.416	38.878	25.326	216.4	14:44:29.687	10		1:40.820	27.033	47.028	26.759	182.7	14:46:00.495
11		1:27.773	22.379	39.990	25.404	219.0	14:45:57.460	11		1:25.789	22.344	38.817	24.628	216.4	14:47:26.284
12		1:27.698	22.602	39.035	26.061	217.3	14:47:25.158	12		1:25.654	22.164	38.635	24.855	220.8	14:48:51.938
13		1:26.642	22.557	38.822	25.263	217.7	14:48:51.800	13		1:26.270	22.892	38.756	24.622	217.7	14:50:18.208
14		1:36.172 P	23.400	39.273	33.499	220.4	14:50:27.972	14		1:31.539 P	22.714	38.285	30.540	216.4	14:51:49.747
15		6:22.563	5:04.783	46.061	31.719	205.7	14:56:50.535	15		3:13.405	1:58.120	46.082	29.203	181.5	14:55:03.152
16		1:27.321	22.570	39.306	25.445	216.8	14:58:17.856	16		1:30.957	23.696	41.838	25.423	210.1	14:56:34.109
17		1:26.235	22.476	38.775	24.984	217.7	14:59:44.091	17		1:25.283	22.303	38.414	24.566	217.3	14:57:59.392
18		1:25.626	22.174	38.558	24.894	218.1	15:01:09.717	18		1:30.923	22.069	42.720	26.134	219.5	14:59:30.315
19		1:25.259	22.104	38.364	24.791	218.6	15:02:34.976	19		1:25.071	22.178	38.528	24.365	217.7	15:00:55.386
20		1:25.643	22.067	38.662	24.914	219.5	15:04:00.619	20		1:24.831	22.172	38.465	24.194	216.8	15:02:20.217
21		1:32.272	28.458	38.917	24.897	209.3	15:05:32.891	21		1:24.521	22.096	38.131	24.294	216.8	15:03:44.738
22		1:25.402	22.238	38.477	24.687	218.1	15:06:58.293	22		1:24.629	22.179	38.198	24.252	216.4	15:05:09.367
23		1:37.741 P	22.982	40.573	34.186	213.8	15:08:36.034	23		1:36.907 P	24.384	41.237	31.286	190.4	15:06:46.274

52 Jak Crawford Dallara F320 Spiess **71** Brad Benavides Dallara F320 Spiess

Rookie Team Motopark Rookie Carlin

Lap	D	Time	Sector 1	Sector 2	Sector 3	T. Spd	Elapsed	Lap	D	Time	Sector 1	Sector 2	Sector 3	T. Spd	Elapsed
1		14:28:37.619 P	14:27:17.351	43.479	36.789	202.6	14:28:37.619	1		14:28:08.347 P	14:26:41.724	43.557	43.066	167.9	14:28:08.347
2		3:20.043 P	1:58.593	46.606	34.844	182.1	14:31:57.662	2		3:01.379 P	1:43.845	40.064	37.470	209.7	14:31:09.726
3		4:53.729	3:37.902	47.134	28.693	123.7	14:36:51.391	3		2:16.826 P	1:04.839	39.372	32.615	211.3	14:33:26.552
4		1:36.692	23.717	46.821	26.154	213.4	14:38:28.083	4		2:17.202	1:11.967	40.042	25.193	211.7	14:35:43.754
5		1:25.544	22.339	38.428	24.777	216.0	14:39:53.627	5		1:26.251	22.518	38.662	25.071	216.0	14:37:10.005
6		1:24.577	22.033	38.092	24.452	217.7	14:41:18.204	6		1:25.634	22.276	38.340	25.018	217.3	14:38:35.639
7		1:23.999	21.887	37.766	24.346	218.1	14:42:42.203	7		1:26.415	22.232	39.235	24.948	217.7	14:40:02.054
8		1:23.911	21.938	37.716	24.257	218.1	14:44:06.114	8		1:25.579	22.262	38.560	24.757	216.4	14:41:27.633
9		1:23.868	21.853	37.716	24.299	219.0	14:45:29.982	9		1:26.171	22.704	38.665	24.802	216.4	14:42:53.804
10		1:24.047	21.947	37.735	24.365	218.1	14:46:54.029	10		1:26.096	22.309	38.385	25.402	216.0	14:44:19.900
11		1:30.110 P	21.888	37.907	30.315	219.0	14:48:24.139	11		1:25.849	22.462	38.522	24.865	216.0	14:45:45.749
12		8:03.902	6:53.419	43.109	27.374	204.5	14:56:28.041	12		1:31.968 P	22.323	38.697	30.948	216.8	14:47:17.717
13		1:27.379	22.797	39.497	25.085	213.8	14:57:55.420	13		7:03.411	5:52.443	43.383	27.585	175.6	14:54:21.128
14		1:24.200	22.014	37.802	24.384	217.3	14:59:19.620	14		1:29.251	24.157	39.541	25.553	198.8	14:55:50.379
15		1:23.535	21.739	37.642	24.154	218.1	15:00:43.155	15		1:25.362	22.280	38.436	24.646	216.0	14:57:15.741
16		1:23.504	21.778	37.599	24.127	219.5	15:02:06.659	16		1:26.293	22.162	39.221	24.910	216.4	14:58:42.034
17		1:28.925	23.000	40.707	25.218	217.3	15:03:35.584	17		1:24.666	22.122	38.126	24.418	217.3	15:00:06.700
18		1:24.035	21.887	37.711	24.437	218.1	15:04:59.619	18		1:24.509	22.064	38.113	24.332	217.7	15:01:31.209
19		1:23.694	21.862	37.548	24.284	217.7	15:06:23.313	19		1:24.662	22.059	38.004	24.599	217.7	15:02:55.871
20		1:31.189 P	21.859	37.747	31.583	218.1	15:07:54.502	20		1:24.616	22.137	37.987	24.492	216.8	15:04:20.487
								21		1:24.531	22.129	37.943	24.459	217.3	15:05:45.018
								22		1:24.534	22.086	38.176	24.272	217.7	15:07:09.552
								23		1:32.510 P	22.142	38.073	32.295	216.4	15:08:42.062





Red Bull Ring
Euroformula Open
Free Practice - 2
Lap Analysis



74

Cem Bolukbasi

Dallara F320 HWA

Van Amersfoort Racing

Lap	D	Time	Sector 1	Sector 2	Sector 3	T. Spd	Elapsed
1		14:27:56.042 P	14:26:37.095	42.622	36.325	163.6	14:27:56.042
2		2:30.351 P	1:14.707	41.544	34.100	185.8	14:30:26.393
3		1:55.433	50.466	39.546	25.421	214.7	14:32:21.826
4		1:26.653	22.538	38.876	25.239	216.8	14:33:48.479
5		1:26.352	22.327	39.042	24.983	217.3	14:35:14.831
6		1:25.242	22.094	38.391	24.757	219.5	14:36:40.073
7		1:25.074	22.161	38.230	24.683	220.8	14:38:05.147
8		1:34.416 P	22.137	38.929	33.350	219.0	14:39:39.563
9		5:02.650	3:54.075	42.044	26.531	175.6	14:44:42.213
10		1:26.390	22.582	38.945	24.863	216.4	14:46:08.603
11		1:25.001	22.231	38.257	24.513	218.1	14:47:33.604
12		1:24.153	21.875	37.938	24.340	219.0	14:48:57.757
13		1:24.002	21.861	37.785	24.356	220.8	14:50:21.759
14		1:23.877	21.865	37.749	24.263	220.4	14:51:45.636
15		1:29.942 P	21.844	37.914	30.184	220.4	14:53:15.578
16		5:49.540	4:38.842	43.024	27.674	185.5	14:59:05.118
17		1:28.637	22.999	40.256	25.382	217.3	15:00:33.755
18		1:25.031	22.125	38.404	24.502	218.6	15:01:58.786
19		1:23.652	21.868	37.711	24.073	219.9	15:03:22.438
20		1:23.484	21.663	37.781	24.040	220.4	15:04:45.922
21		1:23.146	21.693	37.450	24.003	219.9	15:06:09.068
22		1:37.106 P	21.709	38.683	36.714	219.9	15:07:46.174

88

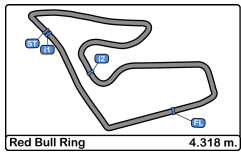
Filip Kaminiaz

Dallara F320 Spiess

CryptoTower Racing Team

Lap	D	Time	Sector 1	Sector 2	Sector 3	T. Spd	Elapsed
1		14:28:30.947 P	14:27:05.359	44.379	41.209	190.8	14:28:30.947
2		2:09.819 P	54.759	41.607	33.453	202.2	14:30:40.766
3		2:11.210 P	57.545	40.510	33.155	211.7	14:32:51.976
4		2:03.100 P	50.447	40.065	32.588	210.9	14:34:55.076
5		3:39.151	2:28.480	42.466	28.205	191.4	14:38:34.227
6		1:30.942	22.846	40.306	27.790	215.5	14:40:05.169
7		1:26.753	22.262	39.167	25.324	216.4	14:41:31.922
8		1:25.614	22.207	38.517	24.890	217.7	14:42:57.536
9		1:25.548	22.148	38.449	24.951	217.3	14:44:23.084
10		1:30.500	22.049	39.146	29.305	217.7	14:45:53.584
11		1:29.637	23.461	39.484	26.692	209.7	14:47:23.221
12		1:26.081	22.277	38.584	25.220	217.7	14:48:49.302
13		1:33.309 P	22.289	39.099	31.921	217.3	14:50:22.611
14		5:11.605	4:00.660	43.186	27.759	189.8	14:55:34.216
15		1:28.740	22.734	39.790	26.216	215.5	14:57:02.956
16		1:25.364	22.171	38.456	24.737	217.7	14:58:28.320
17		1:26.080	22.027	39.003	25.050	218.6	14:59:54.400
18		1:26.276	22.125	38.928	25.223	219.0	15:01:20.676
19		1:45.167	21.952	38.626	44.589	219.5	15:03:05.843
20		1:31.300	25.205	39.476	26.619	213.4	15:04:37.143
21		1:25.873	22.213	38.543	25.117	217.7	15:06:03.016
22		1:39.287 P	22.357	41.635	35.295	217.3	15:07:42.303



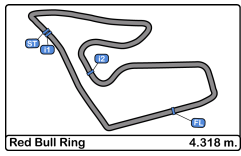


Red Bull Ring
Euroformula Open
Free Practice - 2
Best Sectors Results



Sector - 1				Sector - 2				Sector - 3				Ideal Lap vs Best Lap			
Clas	Nº	Driver	Time	Nº	Driver	Time	Nº	Driver	Time	Clas	Nº	Driver	Ideal Lap	Best Lap	Clas
1	74	Cem Bolukbasi	21.663	74	Cem Bolukbasi	37.450	74	Cem Bolukbasi	24.003	1	74	Cem Bolukbasi	1:23.116	1:23.146	1
2	8	Rafael Villagomez	21.706	52	Jak Crawford	37.548	52	Jak Crawford	24.127	2	52	Jak Crawford	1:23.414	1:23.504	2
3	52	Jak Crawford	21.739	28	Cameron Das	37.673	21	Josh Mason	24.173	3	8	Rafael Villagomez	1:23.652	1:23.722	5
4	27	Louis Foster	21.767	27	Louis Foster	37.721	8	Rafael Villagomez	24.184	4	28	Cameron Das	1:23.680	1:23.717	4
5	28	Cameron Das	21.780	15	Enzo Trulli	37.723	25	Casper Stevenson	24.189	5	27	Louis Foster	1:23.703	1:23.703	3
6	25	Casper Stevenson	21.857	18	Nazim Azman	37.746	66	Zdenek Chovanec	24.194	6	25	Casper Stevenson	1:23.816	1:23.887	6
7	21	Josh Mason	21.875	8	Rafael Villagomez	37.762	27	Louis Foster	24.215	7	21	Josh Mason	1:23.866	1:23.958	7
8	15	Enzo Trulli	21.883	25	Casper Stevenson	37.770	28	Cameron Das	24.227	8	15	Enzo Trulli	1:23.909	1:23.966	8
9	18	Nazim Azman	21.896	21	Josh Mason	37.818	71	Brad Benavides	24.272	9	18	Nazim Azman	1:24.223	1:24.227	9
10	88	Filip Kaminiaz	21.952	10	Reshad de Gerus	37.906	15	Enzo Trulli	24.303	10	71	Brad Benavides	1:24.274	1:24.509	11
11	10	Reshad de Gerus	21.966	71	Brad Benavides	37.943	10	Reshad de Gerus	24.509	11	10	Reshad de Gerus	1:24.381	1:24.470	10
12	71	Brad Benavides	22.059	66	Zdenek Chovanec	38.131	18	Nazim Azman	24.581	12	66	Zdenek Chovanec	1:24.394	1:24.521	12
13	35	Enzo Scionti	22.067	35	Enzo Scionti	38.364	35	Enzo Scionti	24.687	13	35	Enzo Scionti	1:25.118	1:25.259	13
14	66	Zdenek Chovanec	22.069	88	Filip Kaminiaz	38.449	88	Filip Kaminiaz	24.737	14	88	Filip Kaminiaz	1:25.138	1:25.364	14





Red Bull Ring
Euroformula Open
Free Practice - 2
Best 5 Lap Times



Cls	N°	Driver	Nat	Cat	Cls	Team	Nat	Vehicle	Best 1		Best 2		Best 3		Best 4		Best 5	
									Time	Lap	Time	Lap	Time	Lap	Time	Lap	Time	Lap
1	74	Cem Bolukbasi	TUR			Van Amersfoort Racing	NLD	Dallara F320 HWA	1:23.146	21	1:23.484	20	1:23.652	19	1:23.877	14	1:24.002	13
2	52	Jak Crawford	USA	R	1	Team Motopark	DEU	Dallara F320 Spiess	1:23.504	16	1:23.535	15	1:23.694	19	1:23.868	9	1:23.911	8
3	27	Louis Foster	GBR			CryptoTower Racing Team	JPN	Dallara F320 Spiess	1:23.703	22	1:23.883	21	1:24.138	20	1:24.294	14	1:24.353	19
4	28	Cameron Das	USA			Team Motopark	DEU	Dallara F320 Spiess	1:23.717	17	1:23.867	16	1:23.966	18	1:24.204	11	1:24.295	15
5	8	Rafael Villagomez	MEX			Van Amersfoort Racing	NLD	Dallara F320 HWA	1:23.722	18	1:24.014	20	1:24.137	19	1:24.213	17	1:24.282	21
6	25	Casper Stevenson	GBR	R	2	Van Amersfoort Racing	NLD	Dallara F320 HWA	1:23.887	21	1:23.986	20	1:24.108	19	1:24.543	14	1:24.562	12
7	21	Josh Mason	GBR			Double R Racing	GBR	Dallara F320 HWA	1:23.958	19	1:24.100	12	1:24.506	7	1:24.625	6	1:24.656	15
8	15	Enzo Trulli	ITA	R	3	Carlin	GBR	Dallara F320 Spiess	1:23.966	17	1:23.986	20	1:24.115	16	1:24.404	15	1:24.822	9
9	18	Nazim Azman	MYS			CryptoTower Racing Team	JPN	Dallara F320 Spiess	1:24.227	18	1:24.700	19	1:24.708	15	1:25.107	14	1:25.173	16
10	10	Reshad de Gerus	PHI			Team Motopark	DEU	Dallara F320 Spiess	1:24.470	19	1:24.579	18	1:24.610	8	1:24.868	17	1:24.912	9
11	71	Brad Benavides	USA			Carlin	GBR	Dallara F320 Spiess	1:24.509	18	1:24.531	21	1:24.534	22	1:24.616	20	1:24.662	19
12	66	Zdenek Chovanec	CZE	R	4	Double R Racing	GBR	Dallara F320 HWA	1:24.521	21	1:24.629	22	1:24.831	20	1:25.071	19	1:25.283	17
13	35	Enzo Scionti	USA	R	5	Drivex School	ESP	Dallara F320 HWA	1:25.259	19	1:25.402	22	1:25.626	18	1:25.643	20	1:26.235	17
14	88	Filip Kaminiarz	POL			CryptoTower Racing Team	JPN	Dallara F320 Spiess	1:25.364	16	1:25.548	9	1:25.614	8	1:25.873	21	1:26.080	17



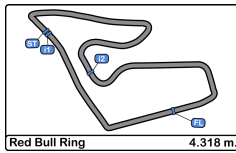


Red Bull Ring
Euroformula Open
Free Practice - 2
Best 5 Top Speeds



Clas	N°	Driver	Nat	Cat	Cls	Team	Nat	Vehicle	Top 1		Top 2		Top 3		Top 4		Top 5		Avg
									Km/h	Lap	Km/h	Lap	Km/h	Lap	Km/h	Lap	Km/h	Lap	
1	8	Rafael Villagomez	MEX			Van Amersfoort Racing	NLD	Dallara F320 HWA	221.7	18	221.3	19	220.4	21	220.4	22	219.9	6	220.7
2	66	Zdenek Chovanec	CZE	R	1	Double R Racing	GBR	Dallara F320 HWA	220.8	12	219.5	18	217.7	13	217.7	19	217.3	7	218.6
3	74	Cem Bolukbasi	TUR			Van Amersfoort Racing	NLD	Dallara F320 HWA	220.8	7	220.8	13	220.4	14	220.4	15	220.4	20	220.5
4	25	Casper Stevenson	GBR	R	2	Van Amersfoort Racing	NLD	Dallara F320 HWA	220.4	15	219.9	21	219.5	14	219.5	19	219.0	12	219.6
5	35	Enzo Scionti	USA	R	3	Drivex School	ESP	Dallara F320 HWA	220.4	14	219.5	20	219.0	11	218.6	19	218.1	18	219.1
6	21	Josh Mason	GBR			Double R Racing	GBR	Dallara F320 HWA	219.9	7	219.9	15	219.5	8	219.5	20	219.0	6	219.6
7	28	Cameron Das	USA			Team Motopark	DEU	Dallara F320 Spiess	219.9	4	219.9	9	219.9	12	219.0	11	218.6	3	219.5
8	27	Louis Foster	GBR			CryptoTower Racing Team	JPN	Dallara F320 Spiess	219.5	8	219.5	23	218.6	6	218.6	22	218.1	7	218.8
9	52	Jak Crawford	USA	R	4	Team Motopark	DEU	Dallara F320 Spiess	219.5	16	219.0	9	219.0	11	218.1	7	218.1	8	218.8
10	88	Filip Kaminiaz	POL			CryptoTower Racing Team	JPN	Dallara F320 Spiess	219.5	19	219.0	18	218.6	17	217.7	8	217.7	10	218.5
11	18	Nazim Azman	MYS			CryptoTower Racing Team	JPN	Dallara F320 Spiess	219.0	16	219.0	18	218.6	14	218.6	15	218.6	19	218.8
12	15	Enzo Trulli	ITA	R	5	Carlin	GBR	Dallara F320 Spiess	218.6	9	218.1	8	217.7	7	217.7	11	217.7	12	218.0
13	71	Brad Benavides	USA			Carlin	GBR	Dallara F320 Spiess	217.7	7	217.7	18	217.7	19	217.7	22	217.3	6	217.6
14	10	Reshad de Gerus	FRA			Team Motopark	DEU	Dallara F320 Spiess	217.3	6	216.8	7	216.8	8	216.4	9	216.4	16	216.7





Red Bull Ring
Euroformula Open
Free Practice - 2
Fastest Laps Sequence



Lap	Time of Day	Session Time	Nº	Driver	Nat	Cat	Team	Nat	Vehicle	Time	Km/h
2	14:29:15.694	3:15.694	25	Casper Stevenson	GBR	R	Van Amersfoort Racing	NLD	Dallara F320 HWA	1:30.025	172.6
2	14:29:44.048	3:44.048	35	Enzo Scionti	USA	R	Drivex School	ESP	Dallara F320 HWA	1:28.987	174.6
3	14:30:42.154	4:42.154	25	Casper Stevenson	GBR	R	Van Amersfoort Racing	NLD	Dallara F320 HWA	1:26.460	179.7
4	14:32:08.381	6:08.381	25	Casper Stevenson	GBR	R	Van Amersfoort Racing	NLD	Dallara F320 HWA	1:26.227	180.2
3	14:32:16.444	6:16.444	28	Cameron Das	USA		Team Motopark	DEU	Dallara F320 Spiess	1:25.403	182.0
4	14:33:40.379	7:40.379	10	Reshad de Gerus	FRA		Team Motopark	DEU	Dallara F320 Spiess	1:25.283	182.2
4	14:33:41.618	7:41.618	28	Cameron Das	USA		Team Motopark	DEU	Dallara F320 Spiess	1:25.174	182.5
5	14:35:05.426	9:05.426	10	Reshad de Gerus	FRA		Team Motopark	DEU	Dallara F320 Spiess	1:25.047	182.7
6	14:36:45.558	10:45.558	21	Josh Mason	GBR		Double R Racing	GBR	Dallara F320 HWA	1:24.625	183.6
7	14:38:10.064	12:10.064	21	Josh Mason	GBR		Double R Racing	GBR	Dallara F320 HWA	1:24.506	183.9
7	14:42:42.203	16:42.203	52	Jak Crawford	USA	R	Team Motopark	DEU	Dallara F320 Spiess	1:23.999	185.0
8	14:44:06.114	18:06.114	52	Jak Crawford	USA	R	Team Motopark	DEU	Dallara F320 Spiess	1:23.911	185.2
9	14:45:29.982	19:29.982	52	Jak Crawford	USA	R	Team Motopark	DEU	Dallara F320 Spiess	1:23.868	185.3
15	15:00:43.155	34:43.155	52	Jak Crawford	USA	R	Team Motopark	DEU	Dallara F320 Spiess	1:23.535	186.0
16	15:02:06.659	36:06.659	52	Jak Crawford	USA	R	Team Motopark	DEU	Dallara F320 Spiess	1:23.504	186.1
20	15:04:45.922	38:45.922	74	Cem Bolukbasi	TUR		Van Amersfoort Racing	NLD	Dallara F320 HWA	1:23.484	186.2
21	15:06:09.068	40:09.068	74	Cem Bolukbasi	TUR		Van Amersfoort Racing	NLD	Dallara F320 HWA	1:23.146	186.9





Red Bull Ring
Euroformula Open
Free Practice - 2
Event Best Maximum Speed



N°	Driver	Nat	Cat	Clas	Team	Nat	Vehicle	Km/h	Session
28	Cameron Das				Team Motopark		Dallara F320 Spiess	225.4	Free Practice - 1
71	Brad Benavides				Carlin		Dallara F320 Spiess	224.5	Free Practice - 1
74	Cem Bolukbasi				Van Amersfoort Racing		Dallara F320 HWA	224.5	Free Practice - 1
8	Rafael Villagomez				Van Amersfoort Racing		Dallara F320 HWA	223.6	Free Practice - 1
21	Josh Mason				Double R Racing		Dallara F320 HWA	223.1	Free Practice - 1
66	Zdenek Chovanec		R	1	Double R Racing		Dallara F320 HWA	222.6	Free Practice - 1
52	Jak Crawford		R	2	Team Motopark		Dallara F320 Spiess	221.7	Free Practice - 1
15	Enzo Trulli		R	3	Carlin		Dallara F320 Spiess	221.3	Free Practice - 1
35	Enzo Scionti		R	4	Drivex School		Dallara F320 HWA	221.3	Free Practice - 1
25	Casper Stevenson		R	5	Van Amersfoort Racing		Dallara F320 HWA	220.4	Free Practice - 2
27	Louis Foster				CryptoTower Racing Team		Dallara F320 Spiess	219.9	Free Practice - 1
18	Nazim Azman				CryptoTower Racing Team		Dallara F320 Spiess	219.5	Free Practice - 1
88	Filip Kaminiarz				CryptoTower Racing Team		Dallara F320 Spiess	219.5	Free Practice - 2
10	Reshad de Gerus				Team Motopark		Dallara F320 Spiess	218.6	Free Practice - 1





Red Bull Ring
Euroformula Open
Free Practice - 2
Pit Stop Analysis



8 Rafael Villagomez Dallara F320 HWA
Van Amersfoort Racing

Nº	In Day Time	In Time	Out Time	Pit Time	T. Pit Time	Handicap	Penalty
1	14:28:14.927	14:28:14.927	14:29:52.168	1:37.241	1:37.241		
2	14:31:30.951	14:31:30.951	14:32:10.428	39.477	2:16.718		
3	14:42:25.998	14:42:25.998	14:46:00.146	3:34.148	5:50.866		
4	14:53:20.713	14:53:20.713	14:55:16.133	1:55.420	7:46.286		

10 Reshad de Gerus Dallara F320 Spiess
Team Motopark

Nº	In Day Time	In Time	Out Time	Pit Time	T. Pit Time	Handicap	Penalty
1	14:28:36.240	14:28:36.240	14:29:12.023	35.783	35.783		
2	14:45:26.282	14:45:26.282	14:49:30.439	4:04.157	4:39.940		
3	14:50:57.373	14:50:57.373	14:58:01.401	7:04.028	11:43.968		

15 Enzo Trulli Dallara F320 Spiess
Rookie Carlin

Nº	In Day Time	In Time	Out Time	Pit Time	T. Pit Time	Handicap	Penalty
1	14:28:00.438	14:28:00.438	14:29:16.772	1:16.334	1:16.334		
2	14:31:02.383	14:31:02.383	14:31:40.188	37.805	1:54.139		
3	14:33:14.347	14:33:14.347	14:35:33.168	2:18.821	4:12.960		
4	14:48:43.914	14:48:43.914	14:55:48.217	7:04.303	11:17.263		

18 Nazim Azman Dallara F320 Spiess
CryptoTower Racing Team

Nº	In Day Time	In Time	Out Time	Pit Time	T. Pit Time	Handicap	Penalty
1	14:28:09.354	14:28:09.354	14:29:38.556	1:29.202	1:29.202		
2	14:31:22.253	14:31:22.253	14:31:59.573	37.320	2:06.522		
3	14:33:33.998	14:33:33.998	14:36:01.094	2:27.096	4:33.618		
4	14:42:01.091	14:42:01.091	14:42:58.757	57.666	5:31.284		
5	14:48:59.834	14:48:59.834	14:54:57.451	5:57.617	11:28.901		

21 Josh Mason Dallara F320 HWA
Double R Racing

Nº	In Day Time	In Time	Out Time	Pit Time	T. Pit Time	Handicap	Penalty
1	14:40:13.098	14:40:13.098	14:47:46.067	7:32.969	7:32.969		
2	14:59:26.357	14:59:26.357	15:01:26.535	2:00.178	9:33.147		

25 Casper Stevenson Dallara F320 HWA
Rookie Van Amersfoort Racing

Nº	In Day Time	In Time	Out Time	Pit Time	T. Pit Time	Handicap	Penalty
1	14:36:30.711	14:36:30.711	14:40:21.127	3:50.416	3:50.416		
2	14:52:10.550	14:52:10.550	14:57:31.162	5:20.612	9:11.028		

27 Louis Foster Dallara F320 Spiess
CryptoTower Racing Team

Nº	In Day Time	In Time	Out Time	Pit Time	T. Pit Time	Handicap	Penalty
1	14:28:22.294	14:28:22.294	14:30:03.738	1:41.444	1:41.444		
2	14:41:37.790	14:41:37.790	14:44:03.998	2:26.208	4:07.652		
3	14:45:28.966	14:45:28.966	14:47:20.021	1:51.055	5:58.707		
4	14:54:23.849	14:54:23.849	14:56:52.286	2:28.437	8:27.144		

28 Cameron Das Dallara F320 Spiess
Team Motopark

Nº	In Day Time	In Time	Out Time	Pit Time	T. Pit Time	Handicap	Penalty
1	14:36:49.527	14:36:49.527	14:43:03.768	6:14.241	6:14.241		
2	14:52:02.946	14:52:02.946	14:58:02.173	5:59.227	12:13.468		

35 Enzo Scianti Dallara F320 HWA
Rookie Drivex School

Nº	In Day Time	In Time	Out Time	Pit Time	T. Pit Time	Handicap	Penalty
1	14:37:07.644	14:37:07.644	14:39:46.446	2:38.802	2:38.802		
2	14:50:23.256	14:50:23.256	14:55:07.297	4:44.041	7:22.843		

52 Jak Crawford Dallara F320 Spiess
Rookie Team Motopark

Nº	In Day Time	In Time	Out Time	Pit Time	T. Pit Time	Handicap	Penalty
1	14:28:29.240	14:28:29.240	14:30:12.752	1:43.512	1:43.512		
2	14:31:52.416	14:31:52.416	14:35:09.748	3:17.332	5:00.844		
3	14:48:19.183	14:48:19.183	14:54:52.248	6:33.065	11:33.909		

66 Zdenek Chovanec Dallara F320 HWA
Rookie Double R Racing

Nº	In Day Time	In Time	Out Time	Pit Time	T. Pit Time	Handicap	Penalty
1	14:38:19.330	14:38:19.330	14:42:39.052	4:19.722	4:19.722		
2	14:51:45.180	14:51:45.180	14:53:22.833	1:37.653	5:57.375		

71 Brad Benavides Dallara F320 Spiess
Carlin

Nº	In Day Time	In Time	Out Time	Pit Time	T. Pit Time	Handicap	Penalty
1	14:28:02.301	14:28:02.301	14:29:29.072	1:26.771	1:26.771		
2	14:31:03.949	14:31:03.949	14:31:51.250	47.301	2:14.072		
3	14:33:21.779	14:33:21.779	14:34:17.087	55.308	3:09.380		
4	14:47:13.246	14:47:13.246	14:52:44.547	5:31.301	8:40.681		

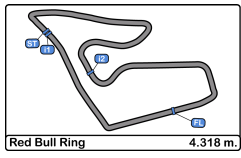
74 Cem Bolukbasi Dallara F320 HWA
Van Amersfoort Racing

Nº	In Day Time	In Time	Out Time	Pit Time	T. Pit Time	Handicap	Penalty
1	14:27:50.567	14:27:50.567	14:28:48.116	57.549	57.549		
2	14:30:21.559	14:30:21.559	14:30:55.413	33.854	1:31.403		
3	14:39:34.605	14:39:34.605	14:43:10.512	3:35.907	5:07.310		
4	14:53:10.661	14:53:10.661	14:57:27.577	4:16.916	9:24.226		

88 Filip Kaminiarz Dallara F320 Spiess
CryptoTower Racing Team

Nº	In Day Time	In Time	Out Time	Pit Time	T. Pit Time	Handicap	Penalty
1	14:28:24.838	14:28:24.838	14:29:03.003	38.165	38.165		
2	14:30:36.001	14:30:36.001	14:31:16.079	40.078	1:18.243		
3	14:32:47.218	14:32:47.218	14:33:20.420	33.202	1:51.445		
4	14:34:50.160	14:34:50.160	14:36:59.633	2:09.473	4:00.918		
5	14:50:17.894	14:50:17.894	14:53:58.689	3:40.795	7:41.713		

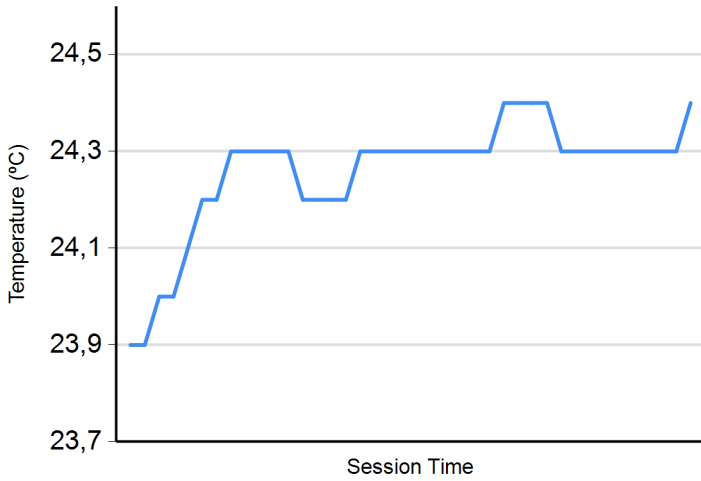




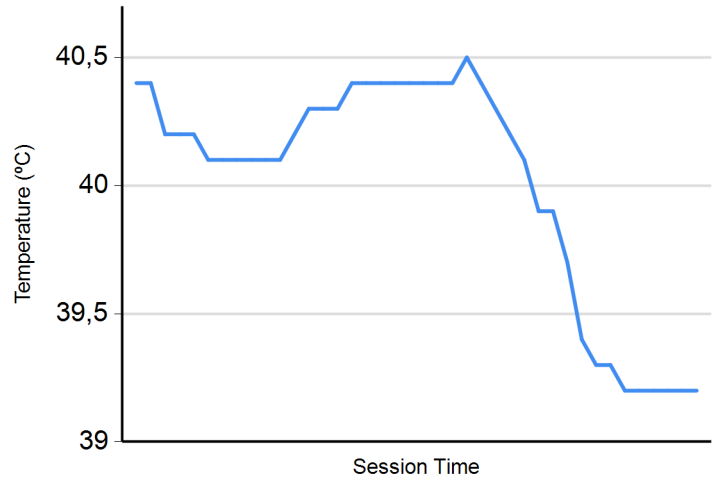
Red Bull Ring
Euroformula Open
Free Practice - 2
Weather Report



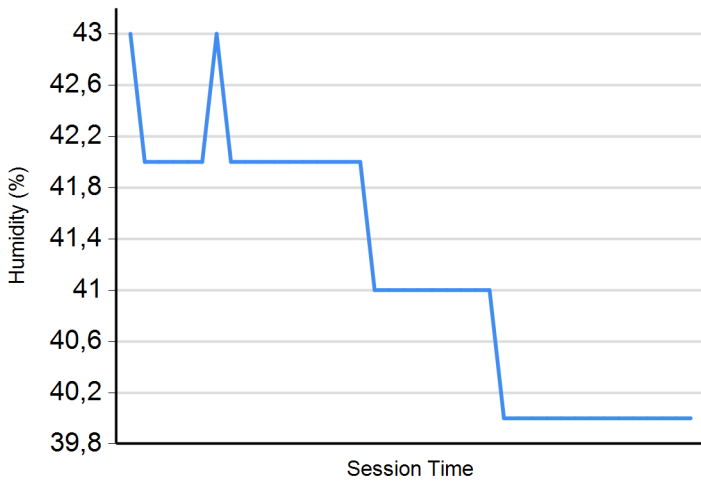
Air Temperature



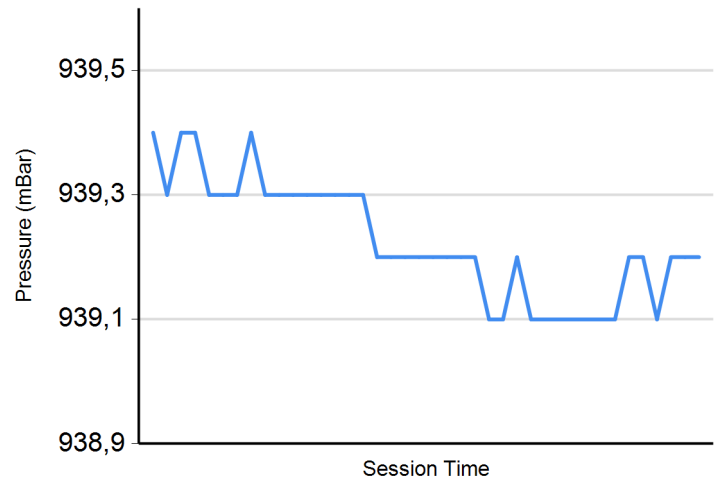
Track Temperature



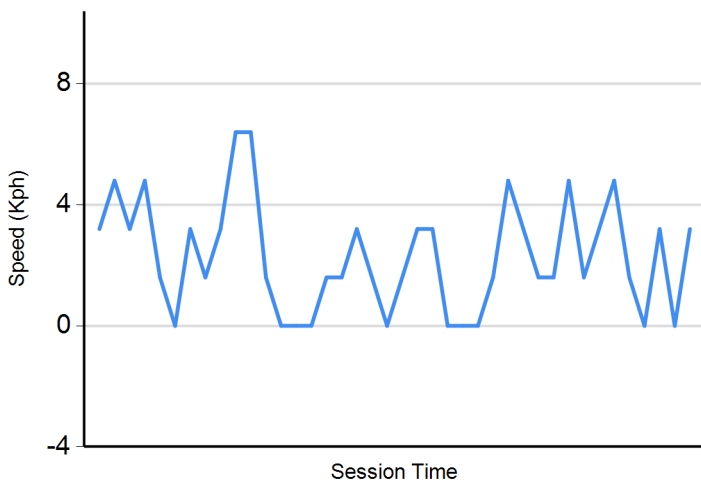
Humidity



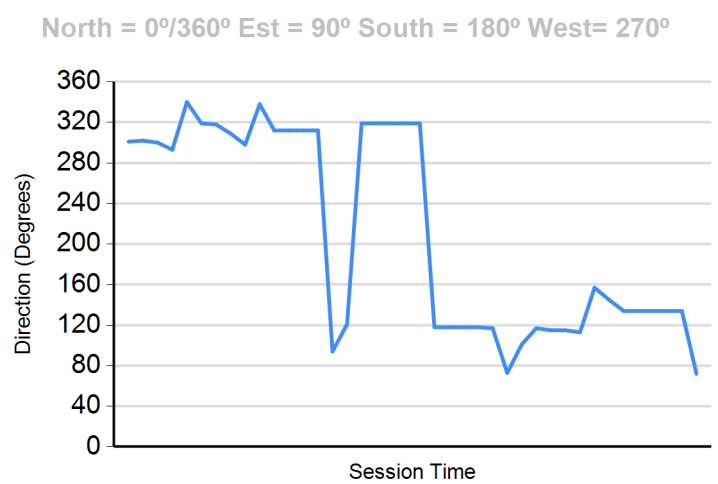
Pressure

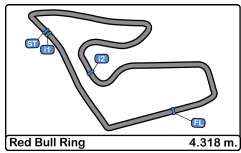


Wind Speed



Wind direction





Red Bull Ring
Euroformula Open
Free Practice - 1 - 2
Combined Results



Cls	Nº	Driver	Nat	Cat	Clas	Team	Nat	Vehicle	Laps	FP1	FP2	Best	Gap	Interval	Km/h
1	74	Cem Bolukbasi	TUR			Van Amersfoort Racing	NLD	Dallara F320 HWA	45	1:24.145	15	1:23.146	21	1:23.146	186.9
2	52	Jak Crawford	USA	R	1	Team Motopark	DEU	Dallara F320 Spiess	41	1:23.830	20	1:23.504	16	1:23.504	0.358 0.358 186.1
3	27	Louis Foster	GBR			CryptoTower Racing Team	JPN	Dallara F320 Spiess	45	1:24.163	21	1:23.703	22	1:23.703	0.557 0.199 185.7
4	28	Cameron Das	USA			Team Motopark	DEU	Dallara F320 Spiess	40	1:23.827	18	1:23.717	17	1:23.717	0.571 0.014 185.6
5	8	Rafael Villagomez	MEX			Van Amersfoort Racing	NLD	Dallara F320 HWA	44	1:24.082	20	1:23.722	18	1:23.722	0.576 0.005 185.6
6	25	Casper Stevenson	GBR	R	2	Van Amersfoort Racing	NLD	Dallara F320 HWA	46	1:24.413	22	1:23.887	21	1:23.887	0.741 0.165 185.3
7	21	Josh Mason	GBR			Double R Racing	GBR	Dallara F320 HWA	41	1:24.349	19	1:23.958	19	1:23.958	0.812 0.071 185.1
8	15	Enzo Trulli	ITA	R	3	Carlin	GBR	Dallara F320 Spiess	44	1:24.795	17	1:23.966	17	1:23.966	0.820 0.008 185.1
9	18	Nazim Azman	MYS			CryptoTower Racing Team	JPN	Dallara F320 Spiess	41	1:24.509	20	1:24.227	18	1:24.227	1.081 0.261 184.5
10	10	Reshad de Gerus	PHI			Team Motopark	DEU	Dallara F320 Spiess	35	1:25.049	7	1:24.470	19	1:24.470	1.324 0.243 184.0
11	71	Brad Benavides	USA			Carlin	GBR	Dallara F320 Spiess	44	1:24.920	15	1:24.509	18	1:24.509	1.363 0.039 183.9
12	66	Zdenek Chovanec	CZE	R	4	Double R Racing	GBR	Dallara F320 HWA	44	1:25.343	19	1:24.521	21	1:24.521	1.375 0.012 183.9
13	88	Filip Kaminiarz	POL			CryptoTower Racing Team	JPN	Dallara F320 Spiess	44	1:25.113	21	1:25.364	16	1:25.113	1.967 0.592 182.6
14	35	Enzo Scionti	USA	R	5	Drivex School	ESP	Dallara F320 HWA	47	1:26.801	23	1:25.259	19	1:25.259	2.113 0.146 182.3

*** PENALTIES**

- CAR 66 TIME 1:29.033 DELETED TRACK LIMITS AT T 9
- CAR 21 TIME 1:28.076 DELETED TRACK LIMITS AT T 9
- CAR 74 TIME 1:25.376 DELETED TRACK LIMITS AT T 9
- CAR 10 TIME 1:29.129 DELETED TRACK LIMITS AT T 1
- CAR 10 TIME 1:25.675 DELETED TRACK LIMITS AT T 9
- CAR 21 TIME 1:24.747 DELETED TRACK LIMITS AT T 1
- CAR 18 TIME 1:26.181 DELETED TRACK LIMITS AT T 1
- CAR 35 TIME 1:31.884 DELETED TRACK LIMITS AT T 9
- CAR 21 TIME 1:24.425 DELETED TRACK LIMITS AT T 1
- CAR 88 TIME 1:26.829 DELETED TRACK LIMITS AT T 9
- CAR 27 TIME 1:26.143 DELETED TRACK LIMITS AT T 1
- CAR 21 TIME 1:25.020 DELETED TRACK LIMITS AT T 9
- CAR 8 TIME 1:35.329 DELETED TRACK LIMITS AT T 1

Published at:.....

Stewards:	Race Director:	Timekeeper: Luis Angel Garcia Nunez JOB/I-0020-ESP
------------------	-----------------------	---

