



**Red Bull Ring**  
**Euroformula Open**  
**Qualifying**  
**Provisional Results**



Clas	Nº	Driver	Nat	Cat	Clas	Team	Nat	Vehicle	Laps	Best	Time	Gap	Interval	Km/h
1	52	Jak Crawford	USA	R	1	Team Motopark	DEU	Dallara F320 Spiess	13	12	1:22.093			189.3
2	28	Cameron Das	USA			Team Motopark	DEU	Dallara F320 Spiess	13	12	1:22.184	0.091	0.091	189.1
3	27	Louis Foster	GBR			CryptoTower Racing Team	JPN	Dallara F320 Spiess	13	11	1:22.619	0.526	0.435	188.1
4	74	Cem Bolukbasi	TUR			Van Amersfoort Racing	NLD	Dallara F320 HWA	14	13	1:22.771	0.678	0.152	187.8
5	10	Reshad de Gerus	FRA			Team Motopark	DEU	Dallara F320 Spiess	15	13	1:22.883	0.790	0.112	187.5
6	18	Nazim Azman	MYS			CryptoTower Racing Team	JPN	Dallara F320 Spiess	16	14	1:22.999	0.906	0.116	187.2
7	8	Rafael Villagomez	MEX			Van Amersfoort Racing	NLD	Dallara F320 HWA	15	12	1:23.091	0.998	0.092	187.0
8	15	Enzo Trulli	ITA	R	2	Carlin	GBR	Dallara F320 Spiess	16	14	1:23.119	1.026	0.028	187.0
9	25	Casper Stevenson	GBR	R	3	Van Amersfoort Racing	NLD	Dallara F320 HWA	15	13	1:23.304	1.211	0.185	186.6
10	21	Josh Mason	GBR			Double R Racing	GBR	Dallara F320 HWA	15	11	1:23.377	1.284	0.073	186.4
11	71	Brad Benavides	USA			Carlin	GBR	Dallara F320 Spiess	15	13	1:23.565	1.472	0.188	186.0
12	88	Filip Kaminiaz	POL			CryptoTower Racing Team	JPN	Dallara F320 Spiess	15	14	1:23.616	1.523	0.051	185.9
13	66	Zdenek Chovanec	CZE	R	4	Double R Racing	GBR	Dallara F320 HWA	13	9	1:24.149	2.056	0.533	184.7
14	35	Enzo Scionti	USA	R	5	Drivex School	ESP	Dallara F320 HWA	14	13	1:24.341	2.248	0.192	184.3

**\* PENALTIES**

- CAR 8 TIME 1:24.483 DELETED TRACK LIMITS AT T 9
- CAR 8 TIME 1:24.189 DELETED TRACK LIMITS AT T 9
- CAR 66 TIME 1:25.398 DELETED TRACK LIMITS AT T 9
- CAR 74 TIME 1:24.618 DELETED TRACK LIMITS AT T 9
- CAR 8 TIME 1:24.366 DELETED TRACK LIMITS AT T 10
- CAR 52 TIME 1:22.852 DELETED TRACK LIMITS AT T 10
- CAR 8 TIME 1:23.493 DELETED TRACK LIMITS AT T10 PREVIOUS LAP
- CAR 74 TIME 1:23.460 DELETED TRACK LIMITS AT T 10
- CAR 66 TIME 1:24.836 DELETED TRACK LIMITS AT T 9
- CAR 21 TIME 1:23.489 DELETED TRACK LIMITS AT T 10
- CAR 8 TIME 1:23.829 DELETED TRACK LIMITS AT T 1
- CAR 8 TIME 1:23.829 DELETED TRACK LIMITS AT T 1 - BEST LAP WILL ALSO BE DELETED
- CAR 10 TIME 1:22.721 DELETED TRACK LIMITS AT T 10

Published at:.....

Track Temp: 30.2 °C Air Temp: 16.6 °C Humidity: 68 % Track Status: DRY

<b>Stewards:</b>	<b>Race Director:</b>	<b>Timekeeper:</b>  Luis Angel Garcia Nunez JOB/I-0020-ESP
------------------	-----------------------	---





**Red Bull Ring**  
Euroformula Open  
Qualifying



**Provisional Results by Category**

Clas	Nº	Driver	Nat	Cat	Clas	Team	Nat	Vehicle	Laps	Best	Time	Gap	Interval	Km/h
1	28	Cameron Das	USA			Team Motopark	DEU	Dallara F320 Spiess	13	12	1:22.184			189.1
2	27	Louis Foster	GBR			CryptoTower Racing Team	JPN	Dallara F320 Spiess	13	11	1:22.619	0.435	0.435	188.1
3	74	Cem Bolukbasi	TUR			Van Amersfoort Racing	NLD	Dallara F320 HWA	14	13	1:22.771	0.587	0.152	187.8
4	10	Reshad de Gerus	FRA			Team Motopark	DEU	Dallara F320 Spiess	15	13	1:22.883	0.699	0.112	187.5
5	18	Nazim Azman	MYS			CryptoTower Racing Team	JPN	Dallara F320 Spiess	16	14	1:22.999	0.815	0.116	187.2
6	8	Rafael Villagomez	MEX			Van Amersfoort Racing	NLD	Dallara F320 HWA	15	12	1:23.091	0.907	0.092	187.0
7	21	Josh Mason	GBR			Double R Racing	GBR	Dallara F320 HWA	15	11	1:23.377	1.193	0.286	186.4
8	71	Brad Benavides	USA			Carlin	GBR	Dallara F320 Spiess	15	13	1:23.565	1.381	0.188	186.0
9	88	Filip Kaminiarz	POL			CryptoTower Racing Team	JPN	Dallara F320 Spiess	15	14	1:23.616	1.432	0.051	185.9

Rookie														
1	52	Jak Crawford	USA	R	1	Team Motopark	DEU	Dallara F320 Spiess	13	12	1:22.093			189.3
2	15	Enzo Trulli	ITA	R	2	Carlin	GBR	Dallara F320 Spiess	16	14	1:23.119	1.026	1.026	187.0
3	25	Casper Stevenson	GBR	R	3	Van Amersfoort Racing	NLD	Dallara F320 HWA	15	13	1:23.304	1.211	0.185	186.6
4	66	Zdenek Chovanec	CZE	R	4	Double R Racing	GBR	Dallara F320 HWA	13	9	1:24.149	2.056	0.845	184.7
5	35	Enzo Scionti	USA	R	5	Drivex School	ESP	Dallara F320 HWA	14	13	1:24.341	2.248	0.192	184.3

**\* PENALTIES**

- CAR 8 TIME 1:24.483 DELETED TRACK LIMITS AT T 9
- CAR 8 TIME 1:24.189 DELETED TRACK LIMITS AT T 9
- CAR 66 TIME 1:25.398 DELETED TRACK LIMITS AT T 9
- CAR 74 TIME 1:24.618 DELETED TRACK LIMITS AT T 9
- CAR 8 TIME 1:24.366 DELETED TRACK LIMITS AT T 10
- CAR 52 TIME 1:22.852 DELETED TRACK LIMITS AT T 10
- CAR 8 TIME 1:23.493 DELETED TRACK LIMITS AT T10 PREVIOUS LAP
- CAR 74 TIME 1:23.460 DELETED TRACK LIMITS AT T 10
- CAR 66 TIME 1:24.836 DELETED TRACK LIMITS AT T 9
- CAR 21 TIME 1:23.489 DELETED TRACK LIMITS AT T 10
- CAR 8 TIME 1:23.829 DELETED TRACK LIMITS AT T 1
- CAR 8 TIME 1:23.829 DELETED TRACK LIMITS AT T 1 - BEST LAP WILL ALSO BE DELETED
- CAR 10 TIME 1:22.721 DELETED TRACK LIMITS AT T 10

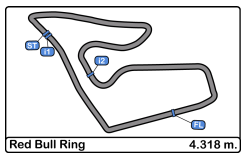
Published at:.....

Track Temp: 30.2 °C Air Temp: 16.6 °C Humidity: 68 % Track Status: DRY

<b>Stewards:</b>	<b>Race Director:</b>	<b>Timekeeper:</b>  Luis Angel Garcia Nunez JOB/I-0020-ESP
------------------	-----------------------	---







**Red Bull Ring**  
Euroformula Open  
Qualifying  
Lap Analysis



**27** Louis Foster Dallara F320 Spiess **52** Jak Crawford Dallara F320 Spiess  
CryptoTower Racing Team Rookie Team Motopark

Lap	D	Time	Sector 1	Sector 2	Sector 3	T. Spd	Elapsed	Lap	D	Time	Sector 1	Sector 2	Sector 3	T. Spd	Elapsed
1		10:24:59.965	10:23:46.046	46.177	27.742	184.6	10:24:59.965	1		10:24:04.991	10:22:53.314	44.753	26.924	194.5	10:24:04.991
2		1:42.414	25.337	39.955	37.122	198.1	10:26:42.379	2		1:28.059	22.932	39.721	25.406	206.5	10:25:33.050
3		1:24.570	22.220	38.075	24.275	211.7	10:28:06.949	3		1:23.746	21.966	37.766	24.014	212.5	10:26:56.796
4		1:23.636	21.751	37.764	24.121	213.4	10:29:30.585	4		1:23.147	21.754	37.498	23.895	213.4	10:28:19.943
5		1:23.593	22.025	37.612	23.956	213.8	10:30:54.178	5		<del>1:22.852</del>	21.585	37.392	23.875	214.2	10:29:42.795
6		1:23.225	21.734	37.572	23.919	214.2	10:32:17.403	6		1:22.723	21.604	37.381	23.738	214.2	10:31:05.518
7		1:30.276 P	21.722	37.704	30.850	213.4	10:33:47.679	7		1:33.508 P	21.962	38.111	33.435	214.7	10:32:39.026
8		5:41.721	4:33.805	41.645	26.271	202.2	10:39:29.400	8		7:06.828	5:51.456	46.042	29.330	198.1	10:39:45.854
9		1:26.820	22.913	39.179	24.728	206.5	10:40:56.220	9		1:34.843	26.786	43.680	24.377	201.4	10:41:20.697
10		1:23.426	21.825	37.604	23.997	214.2	10:42:19.646	10		1:22.624	21.668	37.247	23.709	213.8	10:42:43.321
11		<b>1:22.619</b>	21.614	<b>37.218</b>	<b>23.787</b>	213.4	10:43:42.265	11		1:22.101	21.510	<b>37.031</b>	<b>23.560</b>	214.7	10:44:05.422
12		1:22.778	<b>21.588</b>	37.334	23.856	214.7	10:45:05.043	12		<b>1:22.093</b>	<b>21.408</b>	37.118	23.567	215.5	10:45:27.515
13		1:44.683 P	22.644	44.774	37.265	196.0	10:46:49.726	13		1:43.901 P	23.076	42.404	38.421	198.1	10:47:11.416

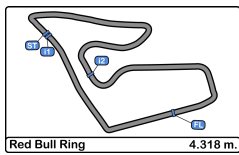
**28** Cameron Das Dallara F320 Spiess **66** Zdenek Chovanec Dallara F320 HWA  
Team Motopark Rookie Double R Racing

Lap	D	Time	Sector 1	Sector 2	Sector 3	T. Spd	Elapsed	Lap	D	Time	Sector 1	Sector 2	Sector 3	T. Spd	Elapsed
1		10:24:28.721	10:23:18.698	43.403	26.620	202.2	10:24:28.721	1		10:22:00.593	10:20:49.582	43.706	27.305	170.0	10:22:00.593
2		1:27.151	23.200	39.225	24.726	210.5	10:25:55.872	2		1:35.763	23.817	41.440	30.506	191.1	10:23:36.356
3		1:23.918	21.926	37.916	24.076	212.5	10:27:19.790	3		1:26.314	22.534	38.930	24.850	210.5	10:25:02.670
4		1:23.460	21.763	37.689	24.008	213.0	10:28:43.250	4		<del>1:25.398</del>	22.076	38.711	24.611	212.5	10:26:28.068
5		1:23.131	21.599	37.594	23.938	214.2	10:30:06.381	5		1:31.618 P	22.195	38.662	30.761	211.3	10:27:59.686
6		1:23.217	21.759	37.419	24.039	213.8	10:31:29.598	6		4:27.593	3:17.614	43.301	26.678	190.4	10:32:27.279
7		1:32.339 P	21.860	38.008	32.471	214.7	10:33:01.937	7		1:29.156	23.865	40.377	24.914	197.8	10:33:56.435
8		6:21.926	5:13.943	41.703	26.280	206.5	10:39:23.863	8		1:24.736	22.116	38.283	24.337	210.5	10:35:21.171
9		1:26.311	22.669	39.238	24.404	211.3	10:40:50.174	9		<b>1:24.149</b>	21.970	<b>38.182</b>	<b>23.997</b>	210.5	10:36:45.320
10		1:22.711	21.720	37.357	23.634	213.8	10:42:12.885	10		<del>1:24.836</del>	<b>21.933</b>	38.333	24.570	210.9	10:38:10.156
11		1:22.314	21.517	37.177	23.620	215.1	10:43:35.199	11		1:36.571	24.667	43.451	28.453	183.9	10:39:46.727
12		<b>1:22.184</b>	<b>21.413</b>	37.182	<b>23.589</b>	215.5	10:44:57.383	12		1:24.857	22.051	38.450	24.356	212.5	10:41:11.584
13		1:34.744 P	21.513	<b>37.076</b>	36.155	215.1	10:46:32.127	13		1:32.287 P	22.808	39.449	30.030	212.5	10:42:43.871

**35** Enzo Scionti Dallara F320 HWA **71** Brad Benavides Dallara F320 Spiess  
Rookie Drivex School Carlin

Lap	D	Time	Sector 1	Sector 2	Sector 3	T. Spd	Elapsed	Lap	D	Time	Sector 1	Sector 2	Sector 3	T. Spd	Elapsed
1		10:22:14.305	10:20:59.663	46.709	27.933	149.3	10:22:14.305	1		10:22:05.797	10:20:54.977	43.339	27.481	175.0	10:22:05.797
2		1:30.247	23.387	40.499	26.361	208.8	10:23:44.552	2		1:33.768	23.413	41.016	29.339	210.9	10:23:39.565
3		1:27.406	22.776	39.093	25.537	211.3	10:25:11.958	3		1:31.402	22.209	42.481	26.712	212.5	10:25:10.967
4		1:26.235	22.195	38.936	25.104	214.2	10:26:38.193	4		1:26.018	22.100	39.225	24.693	213.4	10:26:36.985
5		1:25.859	22.110	38.659	25.090	215.1	10:28:04.052	5		1:24.805	22.207	38.108	24.490	212.1	10:28:01.790
6		1:25.907	22.219	38.661	25.027	214.2	10:29:29.959	6		1:24.605	22.061	38.095	24.449	212.1	10:29:26.395
7		1:36.347 P	23.778	38.566	34.003	210.9	10:31:06.306	7		1:24.219	22.016	37.992	24.211	212.5	10:30:50.614
8		7:04.576	5:43.615	45.893	35.068	142.4	10:38:10.882	8		1:32.180 P	22.086	37.778	32.316	212.1	10:32:22.794
9		1:33.401	25.236	41.131	27.034	184.6	10:39:44.283	9		6:14.796	5:06.781	41.221	26.794	197.4	10:38:37.590
10		1:26.358	22.296	39.084	24.978	213.8	10:41:10.641	10		1:26.291	22.941	38.786	24.564	209.3	10:40:03.881
11		1:25.588	22.129	38.509	24.950	213.8	10:42:36.229	11		1:24.181	22.237	37.824	24.120	211.3	10:41:28.062
12		1:24.651	21.894	38.167	24.590	214.2	10:44:00.880	12		1:23.643	21.918	<b>37.538</b>	24.187	213.0	10:42:51.705
13		<b>1:24.341</b>	<b>21.874</b>	<b>37.941</b>	<b>24.526</b>	214.2	10:45:25.221	13		<b>1:23.565</b>	<b>21.821</b>	37.691	24.053	213.8	10:44:15.270
14		1:37.695 P	22.705	40.243	34.747	213.4	10:47:02.916	14		1:23.643	21.897	37.702	<b>24.044</b>	212.5	10:45:38.913
								15		1:35.066 P	22.050	37.730	35.286	213.0	10:47:13.979





**Red Bull Ring**  
Euroformula Open  
Qualifying  
**Lap Analysis**



**74**

Cem Bolukbasi

Dallara F320 HWA

Van Amersfoort Racing

Lap	D	Time	Sector 1	Sector 2	Sector 3	T. Spd	Elapsed
1		10:21:59.474	10:20:48.432	43.636	27.406	173.6	10:21:59.474
2		1:35.036	23.559	41.682	29.795	183.9	10:23:34.510
3		1:27.142	22.474	38.564	26.104	213.0	10:25:01.652
4		<del>1:24.618</del>	22.025	38.162	24.431	213.8	10:26:26.270
5		1:23.856	21.816	37.857	24.183	214.7	10:27:50.126
6		1:27.627	21.750	40.647	25.230	215.1	10:29:17.753
7		<del>1:23.460</del>	21.718	37.774	23.968	215.1	10:30:41.213
8		1:32.115 P	21.750	37.705	32.660	215.5	10:32:13.328
9		5:56.501	4:42.127	43.882	30.492	173.9	10:38:09.829
10		1:31.719	24.972	40.365	26.382	207.2	10:39:41.548
11		1:24.927	21.983	38.681	24.263	213.4	10:41:06.475
12		1:23.134	21.693	37.512	23.929	215.1	10:42:29.609
13		<b>1:22.771</b>	21.643	<b>37.438</b>	<b>23.690</b>	215.5	10:43:52.380
14		1:39.751 P	<b>21.540</b>	41.615	36.596	216.0	10:45:32.131

**88**

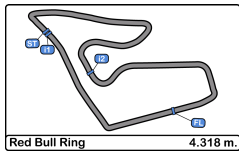
Filip Kaminiarz

Dallara F320 Spiess

CryptoTower Racing Team

Lap	D	Time	Sector 1	Sector 2	Sector 3	T. Spd	Elapsed
1		10:23:04.330	10:21:49.379	46.013	28.938	182.4	10:23:04.330
2		1:30.751	23.196	41.252	26.303	205.3	10:24:35.081
3		1:26.091	22.393	38.682	25.016	211.3	10:26:01.172
4		1:25.085	22.163	38.374	24.548	212.1	10:27:26.257
5		1:24.631	22.002	37.958	24.671	212.5	10:28:50.888
6		1:28.002	21.951	40.708	25.343	213.0	10:30:18.890
7		1:27.726	22.045	39.561	26.120	212.5	10:31:46.616
8		1:31.553 P	22.043	38.111	31.399	213.0	10:33:18.169
9		5:40.242	4:27.738	44.531	27.973	189.4	10:38:58.411
10		1:31.184	22.834	40.171	28.179	210.5	10:40:29.595
11		1:27.154	22.034	39.892	25.228	213.0	10:41:56.749
12		1:24.116	21.938	37.848	24.330	213.4	10:43:20.865
13		1:24.016	21.940	37.928	<b>24.148</b>	213.8	10:44:44.881
14		<b>1:23.616</b>	<b>21.851</b>	<b>37.615</b>	24.150	213.8	10:46:08.497
15		1:40.007 P	22.084	41.020	36.903	213.4	10:47:48.504



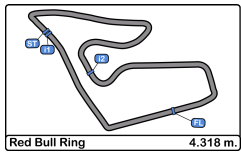


**Red Bull Ring**  
**Euroformula Open**  
**Qualifying**  
**Best Sectors Results**



Sector - 1			Sector - 2			Sector - 3			Ideal Lap vs Best Lap						
Clas	Nº	Driver	Time	Nº	Driver	Time	Nº	Driver	Time	Clas	Nº	Driver	Ideal Lap	Best Lap	Clas
1	52	Jak Crawford	21.408	52	Jak Crawford	37.031	52	Jak Crawford	23.560	1	52	Jak Crawford	1:21.999	1:22.093	1
2	28	Cameron Das	21.413	28	Cameron Das	37.076	28	Cameron Das	23.589	2	28	Cameron Das	1:22.078	1:22.184	2
3	74	Cem Bolukbasi	21.540	27	Louis Foster	37.218	74	Cem Bolukbasi	23.690	3	27	Louis Foster	1:22.593	1:22.619	3
4	27	Louis Foster	21.588	15	Enzo Trulli	37.283	10	Reshad de Gerus	23.765	4	74	Cem Bolukbasi	1:22.668	1:22.771	4
5	10	Reshad de Gerus	21.602	10	Reshad de Gerus	37.336	27	Louis Foster	23.787	5	10	Reshad de Gerus	1:22.703	1:22.883	5
6	18	Nazim Azman	21.647	18	Nazim Azman	37.411	8	Rafael Villagomez	23.886	6	8	Rafael Villagomez	1:22.953	1:23.091	7
7	8	Rafael Villagomez	21.653	8	Rafael Villagomez	37.414	21	Josh Mason	23.890	7	18	Nazim Azman	1:22.966	1:22.999	6
8	25	Casper Stevenson	21.674	74	Cem Bolukbasi	37.438	18	Nazim Azman	23.908	8	15	Enzo Trulli	1:22.977	1:23.119	8
9	21	Josh Mason	21.705	71	Brad Benavides	37.538	15	Enzo Trulli	23.982	9	25	Casper Stevenson	1:23.271	1:23.304	9
10	15	Enzo Trulli	21.712	25	Casper Stevenson	37.600	25	Casper Stevenson	23.997	10	21	Josh Mason	1:23.328	1:23.377	10
11	71	Brad Benavides	21.821	88	Filip Kaminiarz	37.615	66	Zdenek Chovanec	23.997	11	71	Brad Benavides	1:23.403	1:23.565	11
12	88	Filip Kaminiarz	21.851	21	Josh Mason	37.733	71	Brad Benavides	24.044	12	88	Filip Kaminiarz	1:23.614	1:23.616	12
13	35	Enzo Scionti	21.874	35	Enzo Scionti	37.941	88	Filip Kaminiarz	24.148	13	66	Zdenek Chovanec	1:24.112	1:24.149	13
14	66	Zdenek Chovanec	21.933	66	Zdenek Chovanec	38.182	35	Enzo Scionti	24.526	14	35	Enzo Scionti	1:24.341	1:24.341	14



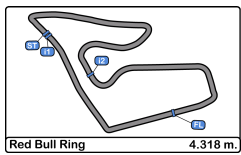


**Red Bull Ring**  
**Euroformula Open**  
**Qualifying**  
**Best 5 Lap Times**



Cls	N°	Driver	Nat	Cat	Cls	Team	Nat	Vehicle	Best 1		Best 2		Best 3		Best 4		Best 5	
									Time	Lap	Time	Lap	Time	Lap	Time	Lap	Time	Lap
1	52	Jak Crawford		R	1	Team Motopark		Dallara F320 Spiess	1:22.093	12	1:22.101	11	1:22.624	10	1:22.723	6	1:23.147	4
2	28	Cameron Das				Team Motopark		Dallara F320 Spiess	1:22.184	12	1:22.314	11	1:22.711	10	1:23.131	5	1:23.217	6
3	27	Louis Foster				CryptoTower Racing Team		Dallara F320 Spiess	1:22.619	11	1:22.778	12	1:23.225	6	1:23.426	10	1:23.593	5
4	74	Cem Bolukbasi				Van Amersfoort Racing		Dallara F320 HWA	1:22.771	13	1:23.134	12	1:23.856	5	1:24.927	11	1:27.142	3
5	10	Reshad de Gerus				Team Motopark		Dallara F320 Spiess	1:22.883	13	1:22.919	12	1:23.485	6	1:23.665	5	1:23.964	7
6	18	Nazim Azman				CryptoTower Racing Team		Dallara F320 Spiess	1:22.999	14	1:23.004	13	1:23.440	7	1:23.836	12	1:24.200	6
7	8	Rafael Villagomez				Van Amersfoort Racing		Dallara F320 HWA	1:23.091	12	1:23.672	11	1:23.955	5	1:27.119	10	1:30.882	8
8	15	Enzo Trulli		R	2	Carlin		Dallara F320 Spiess	1:23.119	14	1:23.283	15	1:23.286	13	1:23.733	7	1:24.314	6
9	25	Casper Stevenson		R	3	Van Amersfoort Racing		Dallara F320 HWA	1:23.304	13	1:23.403	12	1:23.710	10	1:23.913	5	1:24.594	6
10	21	Josh Mason				Double R Racing		Dallara F320 HWA	1:23.377	11	1:23.468	10	1:23.864	9	1:24.383	8	1:25.193	4
11	71	Brad Benavides				Carlin		Dallara F320 Spiess	1:23.565	13	1:23.643	12	1:23.643	14	1:24.181	11	1:24.219	7
12	88	Filip Kaminiarz				CryptoTower Racing Team		Dallara F320 Spiess	1:23.616	14	1:24.016	13	1:24.116	12	1:24.631	5	1:25.085	4
13	66	Zdenek Chovanec		R	4	Double R Racing		Dallara F320 HWA	1:24.149	9	1:24.736	8	1:24.857	12	1:26.314	3	1:29.156	7
14	35	Enzo Scionti		R	5	Drivex School		Dallara F320 HWA	1:24.341	13	1:24.651	12	1:25.588	11	1:25.859	5	1:25.907	6





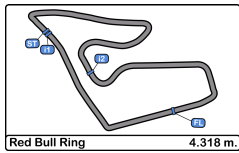
**Red Bull Ring**  
**Euroformula Open**  
**Qualifying**  
**Best 5 Top Speeds**



Clas	Nº	Driver	Nat	Cat	Cls	Team	Nat	Vehicle	Top 1		Top 2		Top 3		Top 4		Top 5		Avg	
									Km/h	Lap	Km/h	Lap	Km/h	Lap	Km/h	Lap	Km/h	Lap		
1	18	Nazim Azman		MYS		CryptoTower Racing Team		Dallara F320 Spiess	217.3	12	215.1	8	214.7	14	214.7	15	214.2	16	215.2	
2	8	Rafael Villagomez		MEX		Van Amersfoort Racing		Dallara F320 HWA	216.0	15	215.5	6	215.5	7	215.1	4	215.1	13	215.4	
3	74	Cem Bolukbasi		TUR		Van Amersfoort Racing		Dallara F320 HWA	216.0	14	215.5	8	215.5	13	215.1	6	215.1	7	215.4	
4	25	Casper Stevenson		GBR	R	1	Van Amersfoort Racing		Dallara F320 HWA	215.5	13	215.1	14	214.7	7	214.7	11	214.7	12	214.9
5	28	Cameron Das		USA		Team Motopark		Dallara F320 Spiess	215.5	12	215.1	11	215.1	13	214.7	7	214.2	5	214.9	
6	52	Jak Crawford		USA	R	2	Team Motopark		Dallara F320 Spiess	215.5	12	214.7	7	214.7	11	214.2	5	214.2	6	214.7
7	10	Reshad de Gerus		FRA		Team Motopark		Dallara F320 Spiess	215.1	14	214.7	7	214.7	13	214.2	6	214.2	8	214.6	
8	35	Enzo Scionti		USA	R	3	Drivex School		Dallara F320 HWA	215.1	5	214.2	4	214.2	6	214.2	12	214.2	13	214.4
9	21	Josh Mason		GBR		Double R Racing		Dallara F320 HWA	214.7	14	214.2	15	213.8	5	213.8	11	213.8	12	214.1	
10	27	Louis Foster		GBR		CryptoTower Racing Team		Dallara F320 Spiess	214.7	12	214.2	6	214.2	10	213.8	5	213.4	4	214.1	
11	15	Enzo Trulli		ITA	R	4	Carlin		Dallara F320 Spiess	214.2	15	213.8	3	213.8	13	213.4	4	213.4	5	213.7
12	71	Brad Benavides		USA		Carlin		Dallara F320 Spiess	213.8	13	213.4	4	213.0	12	213.0	15	212.5	3	213.1	
13	88	Filip Kaminiaz		POL		CryptoTower Racing Team		Dallara F320 Spiess	213.8	13	213.8	14	213.4	12	213.4	15	213.0	6	213.5	
14	66	Zdenek Chovanec		CZE	R	5	Double R Racing		Dallara F320 HWA	212.5	4	212.5	12	212.5	13	211.3	5	210.9	10	212.0





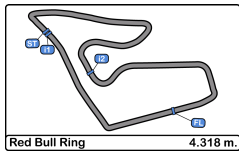


**Red Bull Ring**  
**Euroformula Open**  
**Qualifying**  
**Fastest Laps Sequence**



Lap	Time of Day	Session Time	N°	Driver	Nat	Cat	Team	Nat	Vehicle	Time	Km/h
2	10:23:26.037	3:26.037	25	Casper Stevenson		R	Van Amersfoort Racing		Dallara F320 HWA	1:30.928	170.9
2	10:23:44.552	3:44.552	35	Enzo Scionti		R	Drivex School		Dallara F320 HWA	1:30.247	172.2
3	10:24:51.417	4:51.417	25	Casper Stevenson		R	Van Amersfoort Racing		Dallara F320 HWA	1:25.380	182.0
4	10:26:16.057	6:16.057	25	Casper Stevenson		R	Van Amersfoort Racing		Dallara F320 HWA	1:24.640	183.6
4	10:26:33.808	6:33.808	15	Enzo Trulli		R	Carlin		Dallara F320 Spiess	1:24.544	183.8
3	10:26:56.796	6:56.796	52	Jak Crawford		R	Team Motopark		Dallara F320 Spiess	1:23.746	185.6
4	10:28:19.943	8:19.943	52	Jak Crawford		R	Team Motopark		Dallara F320 Spiess	1:23.147	186.9
5	10:30:06.381	10:06.381	28	Cameron Das			Team Motopark		Dallara F320 Spiess	1:23.131	186.9
6	10:31:05.518	11:05.518	52	Jak Crawford		R	Team Motopark		Dallara F320 Spiess	1:22.723	187.9
10	10:42:12.885	22:12.885	28	Cameron Das			Team Motopark		Dallara F320 Spiess	1:22.711	187.9
10	10:42:43.321	22:43.321	52	Jak Crawford		R	Team Motopark		Dallara F320 Spiess	1:22.624	188.1
11	10:43:35.199	23:35.199	28	Cameron Das			Team Motopark		Dallara F320 Spiess	1:22.314	188.8
11	10:44:05.422	24:05.422	52	Jak Crawford		R	Team Motopark		Dallara F320 Spiess	1:22.101	189.3
12	10:45:27.515	25:27.515	52	Jak Crawford		R	Team Motopark		Dallara F320 Spiess	1:22.093	189.3



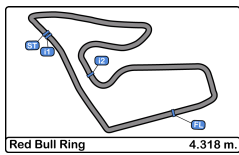


**Red Bull Ring**  
**Euroformula Open**  
**Qualifying**  
**Event Best Maximum Speed**



N°	Driver	Nat	Cat	Clas	Team	Nat	Vehicle	Km/h	Session
28	Cameron Das				Team Motopark		Dallara F320 Spiess	225.4	Free Practice - 1
71	Brad Benavides				Carlin		Dallara F320 Spiess	224.5	Free Practice - 1
74	Cem Bolukbasi				Van Amersfoort Racing		Dallara F320 HWA	224.5	Free Practice - 1
8	Rafael Villagomez				Van Amersfoort Racing		Dallara F320 HWA	223.6	Free Practice - 1
21	Josh Mason				Double R Racing		Dallara F320 HWA	223.1	Free Practice - 1
66	Zdenek Chovanec		R	1	Double R Racing		Dallara F320 HWA	222.6	Free Practice - 1
52	Jak Crawford		R	2	Team Motopark		Dallara F320 Spiess	221.7	Free Practice - 1
15	Enzo Trulli		R	3	Carlin		Dallara F320 Spiess	221.3	Free Practice - 1
35	Enzo Scionti		R	4	Drivex School		Dallara F320 HWA	221.3	Free Practice - 1
25	Casper Stevenson		R	5	Van Amersfoort Racing		Dallara F320 HWA	220.4	Free Practice - 2
27	Louis Foster				CryptoTower Racing Team		Dallara F320 Spiess	219.9	Free Practice - 1
18	Nazim Azman				CryptoTower Racing Team		Dallara F320 Spiess	219.5	Free Practice - 1
88	Filip Kaminiarz				CryptoTower Racing Team		Dallara F320 Spiess	219.5	Free Practice - 2
10	Reshad de Gerus				Team Motopark		Dallara F320 Spiess	218.6	Free Practice - 1





**Red Bull Ring**  
Euroformula Open  
Qualifying  
**Pit Stop Analysis**



**8** Rafael Villagomez Dallara F320 HWA  
Van Amersfoort Racing

N°	In Day Time	In Time	Out Time	Pit Time	T. Pit Time	Handicap	Penalty
1	10:31:56.496	10:31:56.496	10:36:03.786	4:07.290	4:07.290		

**10** Reshad de Gerus Dallara F320 Spiess  
Team Motopark

N°	In Day Time	In Time	Out Time	Pit Time	T. Pit Time	Handicap	Penalty
1	10:32:42.407	10:32:42.407	10:37:02.052	4:19.645	4:19.645		

**15** Enzo Trulli Dallara F320 Spiess  
Rookie Carlin

N°	In Day Time	In Time	Out Time	Pit Time	T. Pit Time	Handicap	Penalty
1	10:32:16.492	10:32:16.492	10:36:18.022	4:01.530	4:01.530		

**18** Nazim Azman Dallara F320 Spiess  
CryptoTower Racing Team

N°	In Day Time	In Time	Out Time	Pit Time	T. Pit Time	Handicap	Penalty
1	10:32:53.596	10:32:53.596	10:36:01.091	3:07.495	3:07.495		

**21** Josh Mason Dallara F320 HWA  
Double R Racing

N°	In Day Time	In Time	Out Time	Pit Time	T. Pit Time	Handicap	Penalty
1	10:28:02.089	10:28:02.089	10:29:44.109	1:42.020	1:42.020		

**25** Casper Stevenson Dallara F320 HWA  
Rookie Van Amersfoort Racing

N°	In Day Time	In Time	Out Time	Pit Time	T. Pit Time	Handicap	Penalty
1	10:30:35.776	10:30:35.776	10:36:11.220	5:35.444	5:35.444		

**27** Louis Foster Dallara F320 Spiess  
CryptoTower Racing Team

N°	In Day Time	In Time	Out Time	Pit Time	T. Pit Time	Handicap	Penalty
1	10:33:42.668	10:33:42.668	10:37:57.869	4:15.201	4:15.201		

**28** Cameron Das Dallara F320 Spiess  
Team Motopark

N°	In Day Time	In Time	Out Time	Pit Time	T. Pit Time	Handicap	Penalty
1	10:32:57.002	10:32:57.002	10:37:51.444	4:54.442	4:54.442		

**35** Enzo Scionti Dallara F320 HWA  
Rookie Drivex School

N°	In Day Time	In Time	Out Time	Pit Time	T. Pit Time	Handicap	Penalty
1	10:31:01.605	10:31:01.605	10:36:22.445	5:20.840	5:20.840		

**52** Jak Crawford Dallara F320 Spiess  
Rookie Team Motopark

N°	In Day Time	In Time	Out Time	Pit Time	T. Pit Time	Handicap	Penalty
1	10:32:32.822	10:32:32.822	10:38:04.696	5:31.874	5:31.874		

**66** Zdenek Chovanec Dallara F320 HWA  
Rookie Double R Racing

N°	In Day Time	In Time	Out Time	Pit Time	T. Pit Time	Handicap	Penalty
1	10:27:54.945	10:27:54.945	10:30:52.030	2:57.085	2:57.085		

**71** Brad Benavides Dallara F320 Spiess  
Carlin

N°	In Day Time	In Time	Out Time	Pit Time	T. Pit Time	Handicap	Penalty
1	10:32:18.118	10:32:18.118	10:37:06.321	4:48.203	4:48.203		

**74** Cem Bolukbasi Dallara F320 HWA  
Van Amersfoort Racing

N°	In Day Time	In Time	Out Time	Pit Time	T. Pit Time	Handicap	Penalty
1	10:32:08.220	10:32:08.220	10:36:29.770	4:21.550	4:21.550		

**88** Filip Kaminiarz Dallara F320 Spiess  
CryptoTower Racing Team

N°	In Day Time	In Time	Out Time	Pit Time	T. Pit Time	Handicap	Penalty
1	10:33:13.078	10:33:13.078	10:37:20.030	4:06.952	4:06.952		

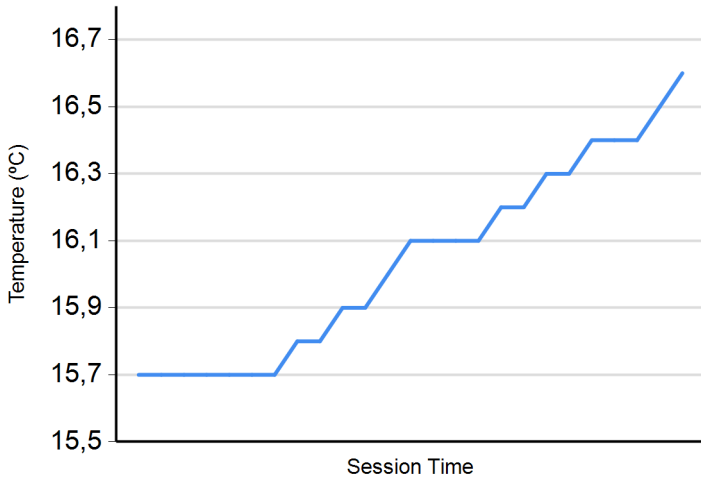




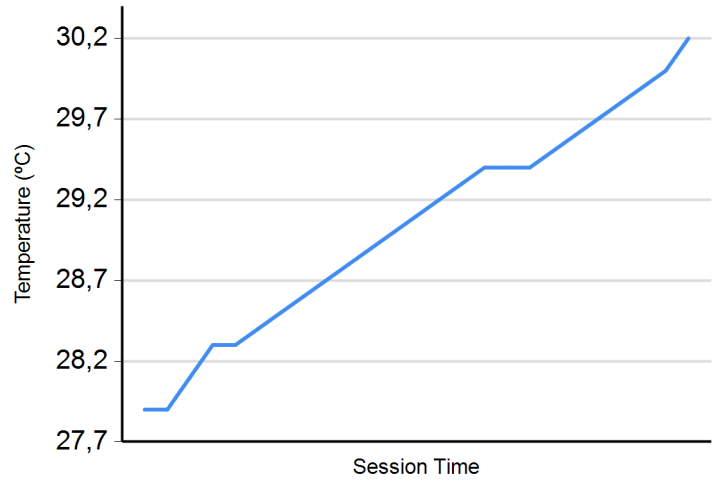
**Red Bull Ring**  
**Euroformula Open**  
**Qualifying**  
**Weather Report**



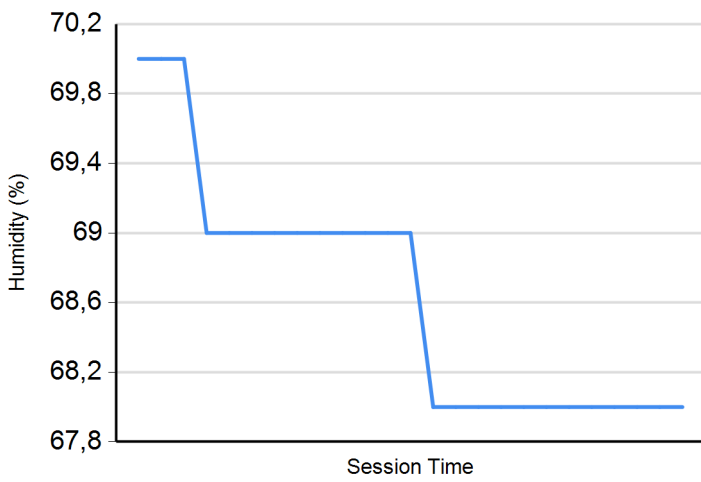
**Air Temperature**



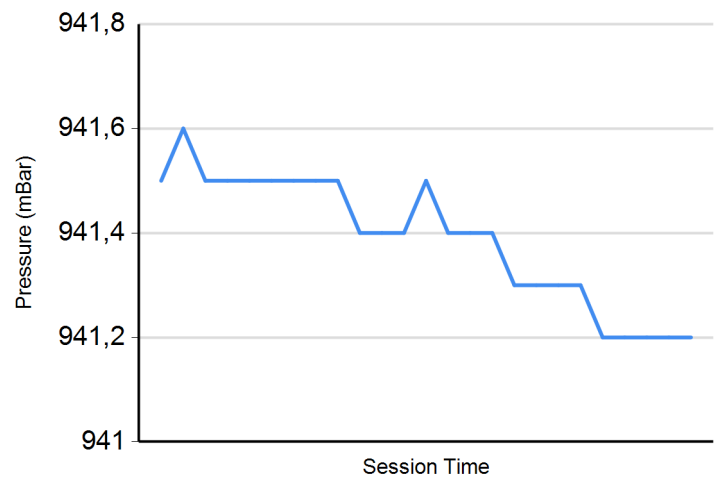
**Track Temperature**



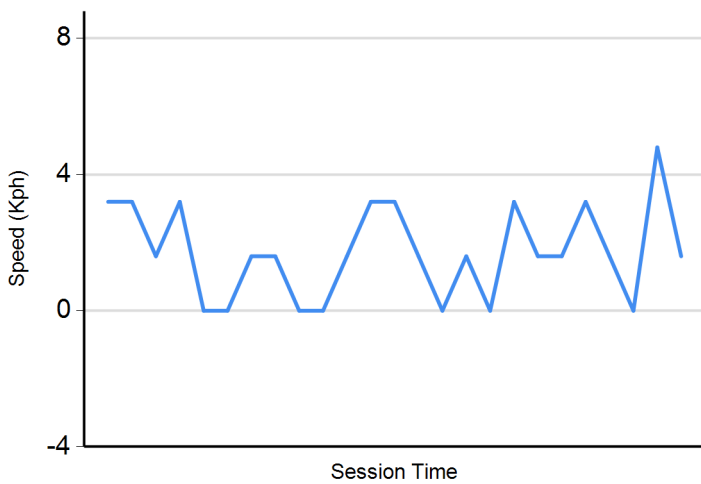
**Humidity**



**Pressure**



**Wind Speed**



**Wind direction**

