



Red Bull Ring
Euroformula Open
Race - 2
Provisional Results



| Clas | Nº | Driver | Nat | Cat | Clas | Team | Nat | Vehicle | Laps | Total Time | Gap | Interval | Km/h | Best | Time | Km/h | |
|---|-----|-------------------|-----|-----|------|-------------------------|-----------------------|---------------------|---------------------|------------------|------------------|----------|---------|-------|----------|----------|-------|
| 1 | 18 | Nazim Azman | | MYS | | CryptoTower Racing Team | | Dallara F320 Spiess | 23 | 34:00.256 | | | 175.2 | 16 | 1:23.727 | 185.6 | |
| 2 | 74 | Cem Bolukbasi | | TUR | | Van Amersfoort Racing | | Dallara F320 HWA | 23 | 34:00.988 | 0.732 | 0.732 | 175.1 | 13 | 1:23.785 | 185.5 | |
| 3 | 27 | Louis Foster | | GBR | | CryptoTower Racing Team | | Dallara F320 Spiess | 23 | 34:02.250 | 1.994 | 1.262 | 175.0 | 15 | 1:23.730 | 185.6 | |
| 4 | 28 | Cameron Das | | USA | | Team Motopark | | Dallara F320 Spiess | 23 | 34:02.601 | 2.345 | 0.351 | 175.0 | 15 | 1:23.550 | 186.0 | |
| 5 | 52 | Jak Crawford | | USA | R | 1 | Team Motopark | | Dallara F320 Spiess | 23 | 34:03.012 | 2.756 | 0.411 | 175.0 | 16 | 1:23.304 | 186.6 |
| 6 | 10 | Reshad de Gerus | | FRA | | Team Motopark | | Dallara F320 Spiess | 23 | 34:04.004 | 3.748 | 0.992 | 174.9 | 16 | 1:23.371 | 186.4 | |
| 7 | 25 | Casper Stevenson | | GBR | R | 2 | Van Amersfoort Racing | | Dallara F320 HWA | 23 | 34:06.689 | 6.433 | 2.685 | 174.6 | 22 | 1:24.052 | 184.9 |
| 8 | 8 * | Rafael Villagomez | | MEX | | Van Amersfoort Racing | | Dallara F320 HWA | 23 | 34:15.174 | 14.918 | 8.485 | 173.9 | 20 | 1:23.757 | 185.5 | |
| 9 | 71 | Brad Benavides | | USA | | Carlin | | Dallara F320 Spiess | 23 | 34:15.618 | 15.362 | 0.444 | 173.9 | 10 | 1:24.267 | 184.4 | |
| 10 | 21 | Josh Mason | | GBR | | Double R Racing | | Dallara F320 HWA | 23 | 34:17.847 | 17.591 | 2.229 | 173.7 | 18 | 1:24.186 | 184.6 | |
| 11 | 66 | Zdenek Chovanec | | CZE | R | 3 | Double R Racing | | Dallara F320 HWA | 23 | 34:18.326 | 18.070 | 0.479 | 173.6 | 18 | 1:24.661 | 183.6 |
| 12 | 88 | Filip Kaminiaz | | POL | | CryptoTower Racing Team | | Dallara F320 Spiess | 23 | 34:24.308 | 24.052 | 5.982 | 173.1 | 14 | 1:24.666 | 183.6 | |
| 13 | 35 | Enzo Scionti | | USA | R | 4 | Drivex School | | Dallara F320 HWA | 23 | 34:25.112 | 24.856 | 0.804 | 173.1 | 20 | 1:24.544 | 183.8 |
| Not classified: (Requirements: 75% of number laps of leader = 18 Laps) | | | | | | | | | | | | | | | | | |
| | 15 | Enzo Trulli | | ITA | R | 5 | Carlin | | Dallara F320 Spiess | 1 | 1:32.297 | 22 Laps | 22 Laps | 168.4 | 1 | 1:32.297 | 168.4 |

Fastest lap Jak Crawford in 1:23.304 at 186.6 Km/h in lap 16

*** PENALTIES**

- CAR #8 - 5 SECONDS TIME PENALTY ADDED TO RACE TIME - CAUSING A COLLISION
- CAR 8 LAPS 8 - 12 -23 DELETED TRACK LIMITS
- CAR 10 LAPS 18 - 21 DELETED TRACK LIMITS
- CAR 21 LAPS 19 - 20 - 21 DELETED TRACK LIMITS AND FASTEST LAP
- CAR 25 LAPS 16 - 19 DELETED TRACK LIMITS
- CAR 28 LAPS 11 DELETED TRACK LIMITS
- CAR 52 LAPS 10 - 20 DELETED TRACK LIMITS
- CAR 66 LAPS 6 - 9 - 10 - 11 - 12 - 14 - 20 - 23 DELETED TRACK LIMITS AND FASTEST LAP
- CAR 74 LAPS 12 -18 - 21 DELETED TRACK LIMITS

Published at:.....

Track Temp: **27.6 °C** Air Temp: **16.4 °C** Humidity: **80 %** Track Status: **DRY**

| | | |
|------------------|-----------------------|---|
| Stewards: | Race Director: | Timekeeper: Luis Angel Garcia Nufez JOB/I-0020-ESP |
|------------------|-----------------------|---|





Red Bull Ring
Euroformula Open
Race - 2



Provisional Results by Category

| Clas | Nº | Driver | Nat | Cat | Clas | Team | Nat | Vehicle | Laps | Total Time | Gap | Interval | Km/h | Best | Time | Km/h |
|------|----|-------------------|-----|-----|------|-------------------------|-----|---------------------|------|------------------|--------|----------|-------|------|----------|-------|
| 1 | 18 | Nazim Azman | | MYS | | CryptoTower Racing Team | | Dallara F320 Spiess | 23 | 34:00.256 | | | 175.2 | 16 | 1:23.727 | 185.6 |
| 2 | 74 | Cem Bolukbasi | | TUR | | Van Amersfoort Racing | | Dallara F320 HWA | 23 | 34:00.988 | 0.732 | 0.732 | 175.1 | 13 | 1:23.785 | 185.5 |
| 3 | 27 | Louis Foster | | GBR | | CryptoTower Racing Team | | Dallara F320 Spiess | 23 | 34:02.250 | 1.994 | 1.262 | 175.0 | 15 | 1:23.730 | 185.6 |
| 4 | 28 | Cameron Das | | USA | | Team Motopark | | Dallara F320 Spiess | 23 | 34:02.601 | 2.345 | 0.351 | 175.0 | 15 | 1:23.550 | 186.0 |
| 5 | 10 | Reshad de Gerus | | FRA | | Team Motopark | | Dallara F320 Spiess | 23 | 34:04.004 | 3.748 | 1.403 | 174.9 | 16 | 1:23.371 | 186.4 |
| 6 | 8* | Rafael Villagomez | | MEX | | Van Amersfoort Racing | | Dallara F320 HWA | 23 | 34:15.174 | 14.918 | 11.170 | 173.9 | 20 | 1:23.757 | 185.5 |
| 7 | 71 | Brad Benavides | | USA | | Carlin | | Dallara F320 Spiess | 23 | 34:15.618 | 15.362 | 0.444 | 173.9 | 10 | 1:24.267 | 184.4 |
| 8 | 21 | Josh Mason | | GBR | | Double R Racing | | Dallara F320 HWA | 23 | 34:17.847 | 17.591 | 2.229 | 173.7 | 18 | 1:24.186 | 184.6 |
| 9 | 88 | Filip Kaminiarz | | POL | | CryptoTower Racing Team | | Dallara F320 Spiess | 23 | 34:24.308 | 24.052 | 6.461 | 173.1 | 14 | 1:24.666 | 183.6 |

| Rookie | | | | | | | | | | | | | | | | | | |
|---------------|----|------------------|--|-----|---|---|-----------------------|--|-----|---------------------|----|------------------|--------|--------|-------|----|----------|-------|
| 1 | 52 | Jak Crawford | | USA | R | 1 | Team Motopark | | DEU | Dallara F320 Spiess | 23 | 34:03.012 | | | 175.0 | 16 | 1:23.304 | 186.6 |
| 2 | 25 | Casper Stevenson | | GBR | R | 2 | Van Amersfoort Racing | | NLD | Dallara F320 HWA | 23 | 34:06.689 | 3.677 | 3.677 | 174.6 | 22 | 1:24.052 | 184.9 |
| 3 | 66 | Zdenek Chovanec | | CZE | R | 3 | Double R Racing | | GBR | Dallara F320 HWA | 23 | 34:18.326 | 15.314 | 11.637 | 173.6 | 18 | 1:24.661 | 183.6 |
| 4 | 35 | Enzo Scionti | | USA | R | 4 | Drivex School | | ESP | Dallara F320 HWA | 23 | 34:25.112 | 22.100 | 6.786 | 173.1 | 20 | 1:24.544 | 183.8 |

Not classified: (Requirements: 75% of number laps of leader = 18 Laps)

| | | | | | | | | | | | | | | | | | |
|----|-------------|--|-----|---|---|--------|--|-----|---------------------|---|-----------------|---------|---------|-------|---|----------|-------|
| 15 | Enzo Trulli | | ITA | R | 5 | Carlin | | GBR | Dallara F320 Spiess | 1 | 1:32.297 | 22 Laps | 22 Laps | 168.4 | 1 | 1:32.297 | 168.4 |
|----|-------------|--|-----|---|---|--------|--|-----|---------------------|---|-----------------|---------|---------|-------|---|----------|-------|

Fastest lap Jak Crawford in 1:23.304 at 186.6 Km/h in lap 16

*** PENALTIES**

CAR #8 - 5 SECONDS TIME PENALTY ADDED TO RACE TIME - CAUSING A COLLISION

CAR 8 LAPS 8 - 12 -23 DELETED TRACK LIMITS

CAR 10 LAPS 18 - 21 DELETED TRACK LIMITS

CAR 21 LAPS 19 - 20 - 21 DELETED TRACK LIMITS AND FASTEST LAP

CAR 25 LAPS 16 - 19 DELETED TRACK LIMITS

CAR 28 LAPS 11 DELETED TRACK LIMITS

CAR 52 LAPS 10 - 20 DELETED TRACK LIMITS

CAR 66 LAPS 6 - 9 - 10 - 11 - 12 - 14 - 20 - 23 DELETED TRACK LIMITS AND FASTEST LAP

CAR 74 LAPS 12 -18 - 21 DELETED TRACK LIMITS

Published at:.....

Track Temp: **27.6 °C** Air Temp: **16.4 °C** Humidity: **80 %** Track Status: **DRY**

Stewards:

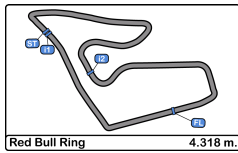
Race Director:

Timekeeper:

Luis Angel García Nuñez

JOB/I-0020-ESP





Red Bull Ring
Euroformula Open
Race - 2



Provisional Classification by Driver Fastest Lap

| Clas | Nº | Driver | Nat | Cat | Clas | Team | Nat | Vehicle | Laps | Best | Time | Gap | Interval | Km/h |
|------|----|-------------------|-----|-----|------|-------------------------|-----|---------------------|------|------|----------|-------|----------|-------|
| 1 | 52 | Jak Crawford | USA | R | 1 | Team Motopark | DEU | Dallara F320 Spiess | 23 | 16 | 1:23.304 | | | 186.6 |
| 2 | 10 | Reshad de Gerus | FRA | | | Team Motopark | DEU | Dallara F320 Spiess | 23 | 16 | 1:23.371 | 0.067 | 0.067 | 186.4 |
| 3 | 28 | Cameron Das | USA | | | Team Motopark | DEU | Dallara F320 Spiess | 23 | 15 | 1:23.550 | 0.246 | 0.179 | 186.0 |
| 4 | 18 | Nazim Azman | MYS | | | CryptoTower Racing Team | JPN | Dallara F320 Spiess | 23 | 16 | 1:23.727 | 0.423 | 0.177 | 185.6 |
| 5 | 27 | Louis Foster | GBR | | | CryptoTower Racing Team | JPN | Dallara F320 Spiess | 23 | 15 | 1:23.730 | 0.426 | 0.003 | 185.6 |
| 6 | 8 | Rafael Villagomez | MEX | | | Van Amersfoort Racing | NLD | Dallara F320 HWA | 23 | 20 | 1:23.757 | 0.453 | 0.027 | 185.5 |
| 7 | 74 | Cem Bolukbasi | TUR | | | Van Amersfoort Racing | NLD | Dallara F320 HWA | 23 | 13 | 1:23.785 | 0.481 | 0.028 | 185.5 |
| 8 | 25 | Casper Stevenson | GBR | R | 2 | Van Amersfoort Racing | NLD | Dallara F320 HWA | 23 | 22 | 1:24.052 | 0.748 | 0.267 | 184.9 |
| 9 | 21 | Josh Mason | GBR | | | Double R Racing | GBR | Dallara F320 HWA | 23 | 18 | 1:24.186 | 0.882 | 0.134 | 184.6 |
| 10 | 71 | Brad Benavides | USA | | | Carlin | GBR | Dallara F320 Spiess | 23 | 10 | 1:24.267 | 0.963 | 0.081 | 184.4 |
| 11 | 35 | Enzo Scionti | USA | R | 3 | Drivex School | ESP | Dallara F320 HWA | 23 | 20 | 1:24.544 | 1.240 | 0.277 | 183.8 |
| 12 | 66 | Zdenek Chovanec | PRT | R | 4 | Double R Racing | GBR | Dallara F320 HWA | 23 | 18 | 1:24.661 | 1.357 | 0.117 | 183.6 |
| 13 | 88 | Filip Kaminiaz | POL | | | CryptoTower Racing Team | JPN | Dallara F320 Spiess | 23 | 14 | 1:24.666 | 1.362 | 0.005 | 183.6 |
| 14 | 15 | Enzo Trulli | ITA | R | 5 | Carlin | GBR | Dallara F320 Spiess | 1 | 1 | 1:32.297 | 8.993 | 7.631 | 168.4 |





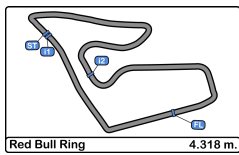
Red Bull Ring
Euroformula Open
Race - 2



Distance and Speed Average

| Clas | Nº | Driver | Nat | Cat | Clas | Team | Nat | Vehicle | Laps | Distance | Total Time | Km/h |
|------|----|-------------------|-----|-----|------|-------------------------|-----|---------------------|------|----------|------------|-------|
| 1 | 18 | Nazim Azman | | MYS | | CryptoTower Racing Team | | Dallara F320 Spiess | 23 | 99.31 | 34:00.256 | 175.2 |
| 2 | 74 | Cem Bolukbasi | | TUR | | Van Amersfoort Racing | | Dallara F320 HWA | 23 | 99.31 | 34:00.988 | 175.1 |
| 3 | 27 | Louis Foster | | GBR | | CryptoTower Racing Team | | Dallara F320 Spiess | 23 | 99.31 | 34:02.250 | 175.0 |
| 4 | 28 | Cameron Das | | USA | | Team Motopark | | Dallara F320 Spiess | 23 | 99.31 | 34:02.601 | 175.0 |
| 5 | 52 | Jak Crawford | | USA | R 1 | Team Motopark | | Dallara F320 Spiess | 23 | 99.31 | 34:03.012 | 175.0 |
| 6 | 10 | Reshad de Gerus | | FRA | | Team Motopark | | Dallara F320 Spiess | 23 | 99.31 | 34:04.004 | 174.9 |
| 7 | 25 | Casper Stevenson | | GBR | R 2 | Van Amersfoort Racing | | Dallara F320 HWA | 23 | 99.31 | 34:06.689 | 174.6 |
| 8 | 8 | Rafael Villagomez | | MEX | | Van Amersfoort Racing | | Dallara F320 HWA | 23 | 99.31 | 34:15.174 | 173.9 |
| 9 | 71 | Brad Benavides | | USA | | Carlin | | Dallara F320 Spiess | 23 | 99.31 | 34:15.618 | 173.9 |
| 10 | 21 | Josh Mason | | GBR | | Double R Racing | | Dallara F320 HWA | 23 | 99.31 | 34:17.847 | 173.7 |
| 11 | 66 | Zdenek Chovanec | | CZE | R 3 | Double R Racing | | Dallara F320 HWA | 23 | 99.31 | 34:18.326 | 173.6 |
| 12 | 88 | Filip Kaminiaz | | POL | | CryptoTower Racing Team | | Dallara F320 Spiess | 23 | 99.31 | 34:24.308 | 173.1 |
| 13 | 35 | Enzo Scionti | | USA | R 4 | Drivex School | | Dallara F320 HWA | 23 | 99.31 | 34:25.112 | 173.1 |
| 14 | 15 | Enzo Trulli | | ITA | R 5 | Carlin | | Dallara F320 Spiess | 1 | 04.31 | 1:32.297 | 168.4 |





Red Bull Ring
Euroformula Open
Race - 2
Lap Analysis



8

Rafael Villagomez

Dallara F320 HWA **15**

Enzo Trulli

Dallara F320 Spiess

Van Amersfoort Racing Rookie

Carlin

| Lap | D | Time | Sector 1 | Sector 2 | Sector 3 | T. Spd | Elapsed | Lap | D | Time | Sector 1 | Sector 2 | Sector 3 | T. Spd | Elapsed | |
|-----|---|---------------------|----------|----------|----------|--------|-----------|-------------------------|---|----------|----------|----------|----------|--------|-----------|---------------------|
| 1 | | 1:32.999 | 27.827 | 39.820 | 25.352 | 207.2 | 1:32.999 | 1 | | 1:32.297 | 27.153 | 40.012 | 25.132 | 208.0 | 1:32.297 | |
| 2 | | 1:27.168 | 22.031 | 39.999 | 25.138 | 213.0 | 3:00.167 | 2 | | | 22.303 | | | 209.3 | | |
| 3 | | 2:16.692 | 33.207 | 1:01.558 | 41.927 | 111.3 | 5:16.859 | 18 | | | | | | | | |
| 4 | | 2:07.670 | 31.862 | 55.788 | 40.020 | 173.3 | 7:24.529 | Nazim Azman | | | | | | | | Dallara F320 Spiess |
| 5 | | 1:25.690 | 22.090 | 38.871 | 24.729 | 211.3 | 8:50.219 | CryptoTower Racing Team | | | | | | | | |
| 6 | | 1:24.654 | 21.888 | 38.196 | 24.570 | 208.8 | 10:14.873 | Lap | D | Time | Sector 1 | Sector 2 | Sector 3 | T. Spd | Elapsed | |
| 7 | | 1:24.863 | 21.760 | 38.279 | 24.824 | 212.5 | 11:39.736 | 1 | | 1:29.496 | 25.383 | 39.023 | 25.090 | 202.2 | 1:29.496 | |
| 8 | | 1:24.637 | 21.974 | 38.053 | 24.610 | 209.3 | 13:04.373 | 2 | | 1:25.315 | 22.097 | 38.358 | 24.860 | 204.9 | 2:54.811 | |
| 9 | | 1:24.409 | 21.849 | 38.029 | 24.531 | 210.5 | 14:28.782 | 3 | | 2:15.809 | 32.148 | 1:03.149 | 40.512 | 119.7 | 5:10.620 | |
| 10 | | 1:24.636 | 21.635 | 38.339 | 24.662 | 212.1 | 15:53.418 | 4 | | 2:10.812 | 31.423 | 58.628 | 40.761 | 117.6 | 7:21.432 | |
| 11 | | 1:24.359 | 21.886 | 37.861 | 24.612 | 208.8 | 17:17.777 | 5 | | 1:24.958 | 22.252 | 38.365 | 24.341 | 204.1 | 8:46.390 | |
| 12 | | 1:24.511 | 21.833 | 38.116 | 24.562 | 210.1 | 18:42.288 | 6 | | 1:24.904 | 22.138 | 38.420 | 24.346 | 203.7 | 10:11.294 | |
| 13 | | 1:24.396 | 21.810 | 38.110 | 24.476 | 210.1 | 20:06.684 | 7 | | 1:24.491 | 22.018 | 37.907 | 24.566 | 205.3 | 11:35.785 | |
| 14 | | 1:25.654 | 21.847 | 38.930 | 24.877 | 211.7 | 21:32.338 | 8 | | 1:24.141 | 21.893 | 37.861 | 24.387 | 205.7 | 12:59.926 | |
| 15 | | 1:24.979 | 22.141 | 38.274 | 24.564 | 210.1 | 22:57.317 | 9 | | 1:24.125 | 21.936 | 37.977 | 24.212 | 205.3 | 14:24.051 | |
| 16 | | 1:24.251 | 21.870 | 37.795 | 24.586 | 209.7 | 24:21.568 | 10 | | 1:23.964 | 21.896 | 37.812 | 24.256 | 206.1 | 15:48.015 | |
| 17 | | 1:24.305 | 21.979 | 37.923 | 24.403 | 207.2 | 25:45.873 | 11 | | 1:23.867 | 21.841 | 37.681 | 24.345 | 206.1 | 17:11.882 | |
| 18 | | 1:24.041 | 21.865 | 37.905 | 24.271 | 206.8 | 27:09.914 | 12 | | 1:23.835 | 21.781 | 37.739 | 24.315 | 206.1 | 18:35.717 | |
| 19 | | 1:24.044 | 21.961 | 37.880 | 24.203 | 206.8 | 28:33.958 | 13 | | 1:23.920 | 21.809 | 37.765 | 24.346 | 206.1 | 19:59.637 | |
| 20 | | 1:23.757 | 21.876 | 37.672 | 24.209 | 208.4 | 29:57.715 | 14 | | 1:23.821 | 21.897 | 37.686 | 24.238 | 205.7 | 21:23.458 | |
| 21 | | 1:23.872 | 21.870 | 37.718 | 24.284 | 207.2 | 31:21.587 | 15 | | 1:23.803 | 21.733 | 37.786 | 24.284 | 206.8 | 22:47.261 | |
| 22 | | 1:23.975 | 21.821 | 37.782 | 24.372 | 206.8 | 32:45.562 | 16 | | 1:23.727 | 21.772 | 37.736 | 24.219 | 206.1 | 24:10.988 | |
| 23 | | 1:24.642 | 21.797 | 38.248 | 24.567 | 207.6 | 34:10.174 | 17 | | 1:24.369 | 21.909 | 38.116 | 24.344 | 206.1 | 25:35.357 | |

10

Reshad de Gerus

Dallara F320 Spiess

Team Motopark

| Lap | D | Time | Sector 1 | Sector 2 | Sector 3 | T. Spd | Elapsed |
|-----|---|---------------------|----------|----------|----------|--------|-----------|
| 1 | | 1:29.837 | 25.420 | 39.313 | 25.104 | 205.7 | 1:29.837 |
| 2 | | 1:27.140 | 23.115 | 39.165 | 24.860 | 209.7 | 2:56.977 |
| 3 | | 2:17.046 | 32.989 | 1:02.257 | 41.800 | 109.8 | 5:14.023 |
| 4 | | 2:08.928 | 30.834 | 57.956 | 40.138 | 130.2 | 7:22.951 |
| 5 | | 1:25.178 | 22.048 | 38.622 | 24.508 | 208.4 | 8:48.129 |
| 6 | | 1:24.717 | 21.881 | 38.323 | 24.513 | 207.6 | 10:12.846 |
| 7 | | 1:24.545 | 21.824 | 38.298 | 24.423 | 208.0 | 11:37.391 |
| 8 | | 1:24.421 | 21.806 | 38.133 | 24.482 | 207.6 | 13:01.812 |
| 9 | | 1:24.864 | 21.769 | 38.668 | 24.427 | 208.4 | 14:26.676 |
| 10 | | 1:23.875 | 21.849 | 37.793 | 24.233 | 208.0 | 15:50.551 |
| 11 | | 1:24.575 | 21.679 | 38.204 | 24.692 | 211.3 | 17:15.126 |
| 12 | | 1:23.935 | 21.811 | 37.895 | 24.229 | 208.4 | 18:39.061 |
| 13 | | 1:23.832 | 21.715 | 37.945 | 24.172 | 209.7 | 20:02.893 |
| 14 | | 1:24.391 | 21.762 | 38.250 | 24.379 | 208.8 | 21:27.284 |
| 15 | | 1:25.016 | 21.788 | 38.893 | 24.335 | 208.8 | 22:52.300 |
| 16 | | 1:23.371 | 21.726 | 37.602 | 24.043 | 207.6 | 24:15.671 |
| 17 | | 1:23.463 | 21.684 | 37.697 | 24.082 | 208.0 | 25:39.134 |
| 18 | | 1:23.893 | 21.708 | 38.021 | 24.164 | 207.6 | 27:03.027 |
| 19 | | 1:24.310 | 22.027 | 37.955 | 24.328 | 206.8 | 28:27.337 |
| 20 | | 1:24.001 | 21.748 | 37.898 | 24.355 | 208.4 | 29:51.338 |
| 21 | | 1:23.797 | 21.810 | 37.698 | 24.289 | 208.4 | 31:15.135 |
| 22 | | 1:24.364 | 21.844 | 37.937 | 24.583 | 208.0 | 32:39.499 |
| 23 | | 1:24.505 | 21.934 | 37.876 | 24.695 | 207.2 | 34:04.004 |





Red Bull Ring
Euroformula Open
Race - 2
Lap Analysis



21

Josh Mason

Dallara F320 HWA 27

Louis Foster

Dallara F320 Spiess

Double R Racing

CryptoTower Racing Team

| Lap | D | Time | Sector 1 | Sector 2 | Sector 3 | T. Spd | Elapsed | Lap | D | Time | Sector 1 | Sector 2 | Sector 3 | T. Spd | Elapsed |
|-----|---|------------|----------|----------|----------|--------|-----------|-----|---|----------|----------|----------|----------|--------|-----------|
| 1 | | 1:52.415 P | 28.146 | 43.429 | 40.840 | 207.2 | 1:52.415 | 1 | | 1:30.362 | 25.972 | 39.427 | 24.963 | 207.6 | 1:30.362 |
| 2 | | 2:12.534 | 1:05.495 | 41.182 | 25.857 | 200.7 | 4:04.949 | 2 | | 1:25.702 | 22.171 | 39.203 | 24.328 | 208.8 | 2:56.064 |
| 3 | | 1:29.370 | 22.738 | 40.910 | 25.722 | 181.5 | 5:34.319 | 3 | | 2:16.355 | 32.267 | 1:02.811 | 41.277 | 82.3 | 5:12.419 |
| 4 | | 1:51.381 | 22.683 | 48.942 | 39.756 | 205.3 | 7:25.700 | 4 | | 2:09.769 | 31.105 | 58.182 | 40.482 | 127.5 | 7:22.188 |
| 5 | | 1:26.338 | 22.067 | 39.320 | 24.951 | 211.3 | 8:52.038 | 5 | | 1:24.982 | 21.714 | 38.849 | 24.419 | 210.5 | 8:47.170 |
| 6 | | 1:25.369 | 22.006 | 38.735 | 24.628 | 211.3 | 10:17.407 | 6 | | 1:24.926 | 21.821 | 38.513 | 24.592 | 210.1 | 10:12.096 |
| 7 | | 1:24.810 | 21.952 | 38.340 | 24.518 | 211.3 | 11:42.217 | 7 | | 1:24.388 | 21.775 | 38.288 | 24.325 | 211.3 | 11:36.484 |
| 8 | | 1:24.391 | 21.903 | 38.099 | 24.389 | 208.8 | 13:06.608 | 8 | | 1:24.574 | 21.800 | 38.421 | 24.353 | 212.5 | 13:01.058 |
| 9 | | 1:25.461 | 21.745 | 38.062 | 25.654 | 209.7 | 14:32.069 | 9 | | 1:24.061 | 21.686 | 38.132 | 24.243 | 208.8 | 14:25.119 |
| 10 | | 1:26.303 | 21.982 | 38.361 | 25.960 | 208.4 | 15:58.372 | 10 | | 1:24.257 | 21.608 | 38.287 | 24.362 | 212.1 | 15:49.376 |
| 11 | | 1:25.201 | 22.388 | 38.355 | 24.458 | 209.3 | 17:23.573 | 11 | | 1:24.229 | 21.695 | 38.099 | 24.435 | 210.5 | 17:13.605 |
| 12 | | 1:24.653 | 21.951 | 38.254 | 24.448 | 207.2 | 18:48.226 | 12 | | 1:23.917 | 21.593 | 37.819 | 24.505 | 209.7 | 18:37.522 |
| 13 | | 1:24.226 | 21.851 | 37.900 | 24.475 | 208.0 | 20:12.452 | 13 | | 1:24.034 | 21.728 | 37.970 | 24.336 | 209.3 | 20:01.556 |
| 14 | | 1:24.250 | 21.953 | 37.921 | 24.376 | 207.2 | 21:36.702 | 14 | | 1:24.045 | 21.817 | 37.928 | 24.300 | 209.3 | 21:25.601 |
| 15 | | 1:24.301 | 21.904 | 38.083 | 24.314 | 208.0 | 23:01.003 | 15 | | 1:23.730 | 21.664 | 37.758 | 24.308 | 208.0 | 22:49.331 |
| 16 | | 1:24.362 | 21.828 | 38.135 | 24.399 | 207.6 | 24:25.365 | 16 | | 1:23.739 | 21.635 | 37.832 | 24.272 | 208.8 | 24:13.070 |
| 17 | | 1:24.076 | 21.890 | 37.974 | 24.212 | 208.0 | 25:49.441 | 17 | | 1:23.741 | 21.640 | 37.856 | 24.245 | 209.3 | 25:36.811 |
| 18 | | 1:24.186 | 21.851 | 38.007 | 24.328 | 208.4 | 27:13.627 | 18 | | 1:24.172 | 21.690 | 38.036 | 24.446 | 209.3 | 27:00.983 |
| 19 | | 1:24.268 | 21.746 | 38.095 | 24.427 | 210.1 | 28:37.895 | 19 | | 1:24.601 | 21.717 | 38.529 | 24.355 | 211.7 | 28:25.584 |
| 20 | | 1:24.450 | 21.938 | 38.114 | 24.398 | 210.1 | 30:02.345 | 20 | | 1:24.214 | 21.796 | 37.982 | 24.436 | 209.3 | 29:49.798 |
| 21 | | 1:24.990 | 21.802 | 38.537 | 24.651 | 210.5 | 31:27.335 | 21 | | 1:24.001 | 21.697 | 37.880 | 24.424 | 209.7 | 31:13.799 |
| 22 | | 1:25.334 | 21.788 | 38.289 | 25.257 | 210.9 | 32:52.669 | 22 | | 1:24.181 | 21.705 | 38.098 | 24.378 | 208.4 | 32:37.980 |
| 23 | | 1:25.178 | 21.866 | 38.778 | 24.534 | 210.9 | 34:17.847 | 23 | | 1:24.270 | 21.706 | 38.085 | 24.479 | 208.8 | 34:02.250 |

25

Casper Stevenson

Dallara F320 HWA 28

Cameron Das

Dallara F320 Spiess

Rookie

Van Amersfoort Racing

Team Motopark

| Lap | D | Time | Sector 1 | Sector 2 | Sector 3 | T. Spd | Elapsed | Lap | D | Time | Sector 1 | Sector 2 | Sector 3 | T. Spd | Elapsed |
|-----|---|----------|----------|----------|----------|--------|-----------|-----|---|----------|----------|----------|----------|--------|-----------|
| 1 | | 1:31.833 | 26.595 | 40.185 | 25.053 | 210.9 | 1:31.833 | 1 | | 1:31.017 | 26.518 | 39.455 | 25.044 | 209.3 | 1:31.017 |
| 2 | | 1:26.057 | 22.116 | 39.055 | 24.886 | 208.4 | 2:57.890 | 2 | | 1:26.303 | 22.038 | 39.328 | 24.937 | 214.2 | 2:57.320 |
| 3 | | 2:17.785 | 33.881 | 1:01.975 | 41.929 | 108.9 | 5:15.675 | 3 | | 2:17.820 | 33.527 | 1:02.022 | 42.271 | 112.0 | 5:15.140 |
| 4 | | 2:08.074 | 31.575 | 56.544 | 39.955 | 158.3 | 7:23.749 | 4 | | 2:08.151 | 31.088 | 57.115 | 39.948 | 144.9 | 7:23.291 |
| 5 | | 1:25.548 | 22.079 | 38.763 | 24.706 | 210.1 | 8:49.297 | 5 | | 1:25.255 | 22.080 | 38.635 | 24.540 | 212.1 | 8:48.546 |
| 6 | | 1:24.515 | 21.736 | 38.414 | 24.365 | 210.1 | 10:13.812 | 6 | | 1:24.577 | 21.698 | 38.387 | 24.492 | 213.0 | 10:13.123 |
| 7 | | 1:24.721 | 21.744 | 38.334 | 24.643 | 211.3 | 11:38.533 | 7 | | 1:24.645 | 21.903 | 38.443 | 24.299 | 211.7 | 11:37.768 |
| 8 | | 1:24.672 | 21.734 | 38.232 | 24.706 | 209.7 | 13:03.205 | 8 | | 1:24.314 | 21.697 | 38.406 | 24.211 | 212.1 | 13:02.082 |
| 9 | | 1:24.596 | 21.846 | 38.242 | 24.508 | 208.4 | 14:27.801 | 9 | | 1:23.907 | 21.579 | 38.228 | 24.100 | 214.2 | 14:25.989 |
| 10 | | 1:24.236 | 21.751 | 38.018 | 24.467 | 208.8 | 15:52.037 | 10 | | 1:24.186 | 21.558 | 38.085 | 24.543 | 212.1 | 15:50.175 |
| 11 | | 1:24.236 | 21.718 | 37.987 | 24.531 | 208.8 | 17:16.273 | 11 | | 1:24.506 | 21.668 | 38.342 | 24.496 | 211.7 | 17:14.681 |
| 12 | | 1:24.217 | 21.675 | 38.054 | 24.488 | 209.3 | 18:40.490 | 12 | | 1:23.791 | 21.588 | 37.946 | 24.257 | 213.0 | 18:38.472 |
| 13 | | 1:24.322 | 21.756 | 38.001 | 24.565 | 209.3 | 20:04.812 | 13 | | 1:23.847 | 21.669 | 38.008 | 24.170 | 211.7 | 20:02.319 |
| 14 | | 1:24.416 | 21.707 | 38.167 | 24.542 | 208.8 | 21:29.228 | 14 | | 1:24.410 | 21.462 | 38.759 | 24.189 | 216.0 | 21:26.729 |
| 15 | | 1:24.140 | 21.752 | 37.937 | 24.451 | 208.8 | 22:53.368 | 15 | | 1:23.550 | 21.702 | 37.756 | 24.092 | 210.1 | 22:50.279 |
| 16 | | 1:24.093 | 21.773 | 37.888 | 24.432 | 208.4 | 24:17.461 | 16 | | 1:23.555 | 21.582 | 37.775 | 24.198 | 210.5 | 24:13.834 |
| 17 | | 1:24.152 | 21.720 | 37.978 | 24.454 | 208.8 | 25:41.613 | 17 | | 1:23.576 | 21.533 | 37.747 | 24.296 | 211.3 | 25:37.410 |
| 18 | | 1:24.152 | 21.742 | 37.971 | 24.439 | 208.0 | 27:05.765 | 18 | | 1:23.860 | 21.697 | 37.824 | 24.339 | 210.9 | 27:01.270 |
| 19 | | 1:24.184 | 21.748 | 37.970 | 24.463 | 208.4 | 28:29.946 | 19 | | 1:24.738 | 21.733 | 38.603 | 24.402 | 213.8 | 28:26.008 |
| 20 | | 1:24.078 | 21.827 | 37.884 | 24.367 | 209.7 | 29:54.024 | 20 | | 1:24.237 | 21.544 | 38.335 | 24.358 | 214.2 | 29:50.245 |
| 21 | | 1:24.055 | 21.796 | 37.941 | 24.318 | 208.8 | 31:18.079 | 21 | | 1:23.982 | 21.572 | 38.061 | 24.349 | 213.4 | 31:14.227 |
| 22 | | 1:24.052 | 21.783 | 37.881 | 24.388 | 208.4 | 32:42.131 | 22 | | 1:24.194 | 21.556 | 38.225 | 24.413 | 213.4 | 32:38.421 |
| 23 | | 1:24.558 | 21.777 | 38.083 | 24.698 | 208.0 | 34:06.689 | 23 | | 1:24.180 | 21.572 | 38.138 | 24.470 | 213.0 | 34:02.601 |





Red Bull Ring
Euroformula Open
Race - 2
Lap Analysis



35

Enzo Scionti

Dallara F320 HWA **66**

Zdenek Chovanec

Dallara F320 HWA

Rookie

Drivex School

Rookie

Double R Racing

| Lap | D | Time | Sector 1 | Sector 2 | Sector 3 | T. Spd | Elapsed | Lap | D | Time | Sector 1 | Sector 2 | Sector 3 | T. Spd | Elapsed |
|-----|---|-----------------|---------------|---------------|---------------|--------|-----------|-----|---|---------------------|---------------|---------------|---------------|--------|-----------|
| 1 | | 1:34.941 | 28.385 | 41.064 | 25.492 | 204.1 | 1:34.941 | 1 | | 1:33.214 | 28.044 | 40.132 | 25.038 | 208.8 | 1:33.214 |
| 2 | | 1:26.809 | 22.382 | 39.270 | 25.157 | 206.8 | 3:01.750 | 2 | | 1:27.121 | 22.538 | 39.724 | 24.859 | 206.1 | 3:00.335 |
| 3 | | 2:16.857 | 33.334 | 1:01.043 | 42.480 | 108.5 | 5:18.607 | 3 | | 2:17.120 | 33.906 | 1:01.094 | 42.120 | 108.1 | 5:17.455 |
| 4 | | 2:06.755 | 32.234 | 54.585 | 39.936 | 137.2 | 7:25.362 | 4 | | 2:07.394 | 32.244 | 55.304 | 39.846 | 158.3 | 7:24.849 |
| 5 | | 1:26.287 | 22.331 | 38.983 | 24.973 | 206.5 | 8:51.649 | 5 | | 1:25.824 | 22.368 | 38.722 | 24.734 | 207.6 | 8:50.673 |
| 6 | | 1:25.457 | 22.028 | 38.555 | 24.874 | 209.3 | 10:17.106 | 6 | | 1:25.398 | 22.384 | 38.440 | 24.574 | 206.5 | 10:16.071 |
| 7 | | 1:26.674 | 22.145 | 39.469 | 25.060 | 208.0 | 11:43.780 | 7 | | 1:24.861 | 22.198 | 38.182 | 24.481 | 204.5 | 11:40.932 |
| 8 | | 1:25.065 | 21.898 | 38.488 | 24.679 | 208.8 | 13:08.845 | 8 | | 1:24.667 | 21.956 | 38.257 | 24.454 | 206.8 | 13:05.599 |
| 9 | | 1:25.539 | 21.961 | 38.527 | 25.051 | 207.6 | 14:34.384 | 9 | | 1:24.435 | 21.886 | 38.187 | 24.362 | 206.5 | 14:30.034 |
| 10 | | 1:25.583 | 21.997 | 38.552 | 25.034 | 207.6 | 15:59.967 | 10 | | 1:24.274 | 21.938 | 38.136 | 24.197 | 205.7 | 15:54.305 |
| 11 | | 1:25.519 | 22.039 | 38.454 | 25.026 | 207.6 | 17:25.486 | 11 | | 1:24.426 | 21.884 | 38.132 | 24.410 | 206.8 | 17:18.731 |
| 12 | | 1:26.179 | 21.985 | 39.198 | 24.996 | 208.8 | 18:51.665 | 12 | | 1:24.493 | 22.049 | 38.176 | 24.268 | 206.8 | 18:43.224 |
| 13 | | 1:24.964 | 21.937 | 38.302 | 24.725 | 207.6 | 20:16.629 | 13 | | 1:24.246 | 21.923 | 38.104 | 24.219 | 207.6 | 20:07.470 |
| 14 | | 1:25.240 | 21.981 | 38.406 | 24.853 | 207.2 | 21:41.869 | 14 | | 1:25.175 | 22.018 | 38.443 | 24.714 | 207.2 | 21:32.645 |
| 15 | | 1:24.768 | 21.953 | 38.107 | 24.708 | 206.8 | 23:06.637 | 15 | | 1:25.217 | 22.180 | 38.583 | 24.454 | 209.3 | 22:57.862 |
| 16 | | 1:24.984 | 21.925 | 38.395 | 24.664 | 206.1 | 24:31.621 | 16 | | 1:24.796 | 22.013 | 38.350 | 24.433 | 208.4 | 24:22.658 |
| 17 | | 1:24.861 | 21.944 | 38.328 | 24.589 | 206.5 | 25:56.482 | 17 | | 1:24.913 | 22.134 | 38.337 | 24.442 | 208.4 | 25:47.571 |
| 18 | | 1:24.957 | 21.871 | 38.405 | 24.681 | 206.8 | 27:21.439 | 18 | | 1:24.661 | 22.001 | 38.377 | 24.283 | 207.6 | 27:12.232 |
| 19 | | 1:24.640 | 21.961 | 38.144 | 24.535 | 207.2 | 28:46.079 | 19 | | 1:24.812 | 22.044 | 38.358 | 24.410 | 209.3 | 28:37.044 |
| 20 | | 1:24.544 | 21.818 | 38.299 | 24.427 | 207.6 | 30:10.623 | 20 | | 1:24.660 | 21.844 | 38.320 | 24.496 | 208.8 | 30:01.704 |
| 21 | | 1:24.545 | 21.818 | 38.175 | 24.552 | 208.0 | 31:35.168 | 21 | | 1:24.766 | 22.037 | 38.376 | 24.353 | 208.8 | 31:26.470 |
| 22 | | 1:24.668 | 21.749 | 38.196 | 24.723 | 208.0 | 32:59.836 | 22 | | 1:25.720 | 21.987 | 38.603 | 25.130 | 207.6 | 32:52.190 |
| 23 | | 1:25.276 | 21.788 | 38.624 | 24.864 | 208.4 | 34:25.112 | 23 | | 1:26.436 | 22.219 | 39.513 | 24.404 | 199.6 | 34:18.326 |

52

Jak Crawford

Dallara F320 Spiess **71**

Brad Benavides

Dallara F320 Spiess

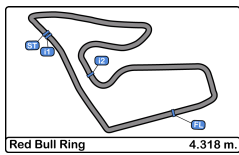
Rookie

Team Motopark

Carlin

| Lap | D | Time | Sector 1 | Sector 2 | Sector 3 | T. Spd | Elapsed | Lap | D | Time | Sector 1 | Sector 2 | Sector 3 | T. Spd | Elapsed |
|-----|---|---------------------|---------------|---------------|---------------|--------|-----------|-----|---|-----------------|---------------|---------------|---------------|--------|-----------|
| 1 | | 1:30.662 | 26.079 | 39.648 | 24.935 | 207.6 | 1:30.662 | 1 | | 1:32.721 | 27.347 | 40.088 | 25.286 | 208.4 | 1:32.721 |
| 2 | | 1:25.899 | 22.141 | 39.124 | 24.634 | 209.3 | 2:56.561 | 2 | | 1:26.208 | 22.177 | 39.325 | 24.706 | 210.5 | 2:58.929 |
| 3 | | 2:16.920 | 33.007 | 1:02.185 | 41.728 | 106.7 | 5:13.481 | 3 | | 2:17.334 | 33.424 | 1:01.973 | 41.937 | 96.3 | 5:16.263 |
| 4 | | 2:08.938 | 31.098 | 57.581 | 40.259 | 130.5 | 7:22.419 | 4 | | 2:07.902 | 31.666 | 56.228 | 40.008 | 163.8 | 7:24.165 |
| 5 | | 1:25.138 | 21.984 | 38.628 | 24.526 | 210.9 | 8:47.557 | 5 | | 1:25.461 | 22.251 | 38.476 | 24.734 | 208.4 | 8:49.626 |
| 6 | | 1:24.810 | 21.710 | 38.492 | 24.608 | 211.3 | 10:12.367 | 6 | | 1:24.747 | 21.811 | 38.214 | 24.722 | 210.5 | 10:14.373 |
| 7 | | 1:24.408 | 21.763 | 38.397 | 24.248 | 211.3 | 11:36.775 | 7 | | 1:24.888 | 21.925 | 38.323 | 24.640 | 208.4 | 11:39.261 |
| 8 | | 1:24.592 | 21.672 | 38.424 | 24.496 | 213.8 | 13:01.367 | 8 | | 1:24.492 | 21.814 | 38.146 | 24.532 | 208.8 | 13:03.753 |
| 9 | | 1:24.155 | 21.657 | 37.982 | 24.516 | 212.1 | 14:25.522 | 9 | | 1:24.510 | 21.763 | 38.171 | 24.576 | 210.1 | 14:28.263 |
| 10 | | 1:24.160 | 21.567 | 38.119 | 24.474 | 210.5 | 15:49.682 | 10 | | 1:24.267 | 21.795 | 38.053 | 24.419 | 209.7 | 15:52.530 |
| 11 | | 1:24.666 | 21.607 | 38.577 | 24.482 | 212.1 | 17:14.348 | 11 | | 1:24.588 | 21.826 | 38.233 | 24.529 | 208.8 | 17:17.118 |
| 12 | | 1:23.425 | 21.614 | 37.553 | 24.258 | 208.4 | 18:37.773 | 12 | | 1:24.559 | 21.975 | 38.020 | 24.564 | 208.0 | 18:41.677 |
| 13 | | 1:24.065 | 21.728 | 38.050 | 24.287 | 212.1 | 20:01.838 | 13 | | 1:24.567 | 21.998 | 38.066 | 24.503 | 207.6 | 20:06.244 |
| 14 | | 1:25.833 | 21.796 | 39.773 | 24.264 | 211.3 | 21:27.671 | 14 | | 1:25.807 | 21.986 | 39.114 | 24.707 | 207.6 | 21:32.051 |
| 15 | | 1:23.548 | 21.530 | 37.999 | 24.019 | 212.5 | 22:51.219 | 15 | | 1:24.414 | 22.080 | 37.852 | 24.482 | 206.5 | 22:56.465 |
| 16 | | 1:23.304 | 21.601 | 37.604 | 24.099 | 208.0 | 24:14.523 | 16 | | 1:25.751 | 22.045 | 39.109 | 24.597 | 206.1 | 24:22.216 |
| 17 | | 1:23.439 | 21.647 | 37.698 | 24.094 | 209.3 | 25:37.962 | 17 | | 1:24.801 | 22.044 | 38.084 | 24.673 | 208.8 | 25:47.017 |
| 18 | | 1:23.720 | 21.612 | 37.822 | 24.286 | 209.7 | 27:01.682 | 18 | | 1:24.793 | 22.014 | 38.206 | 24.573 | 207.2 | 27:11.810 |
| 19 | | 1:24.685 | 21.591 | 38.611 | 24.483 | 212.5 | 28:26.367 | 19 | | 1:24.522 | 21.948 | 38.140 | 24.434 | 206.8 | 28:36.332 |
| 20 | | 1:24.437 | 21.942 | 37.914 | 24.281 | 208.8 | 29:50.504 | 20 | | 1:24.736 | 22.100 | 38.155 | 24.481 | 207.6 | 30:01.068 |
| 21 | | 1:24.035 | 21.816 | 37.928 | 24.291 | 210.1 | 31:14.539 | 21 | | 1:24.561 | 22.101 | 38.041 | 24.419 | 207.2 | 31:25.629 |
| 22 | | 1:24.305 | 21.646 | 38.134 | 24.525 | 211.3 | 32:38.844 | 22 | | 1:24.715 | 22.051 | 38.063 | 24.601 | 206.8 | 32:50.344 |
| 23 | | 1:24.168 | 21.583 | 38.101 | 24.484 | 210.1 | 34:03.012 | 23 | | 1:25.274 | 22.084 | 38.373 | 24.817 | 206.5 | 34:15.618 |





Red Bull Ring
Euroformula Open
Race - 2
Lap Analysis



74

Cem Bolukbasi

Dallara F320 HWA

Van Amersfoort Racing

| Lap | D | Time | Sector 1 | Sector 2 | Sector 3 | T. Spd | Elapsed |
|-----|---|---------------------|----------|----------|----------|--------|-----------|
| 1 | | 1:30.120 | 25.921 | 39.232 | 24.967 | 206.5 | 1:30.120 |
| 2 | | 1:25.542 | 22.432 | 38.723 | 24.387 | 205.3 | 2:55.662 |
| 3 | | 2:15.341 | 31.899 | 1:02.970 | 40.472 | 100.1 | 5:11.003 |
| 4 | | 2:10.652 | 31.574 | 58.516 | 40.562 | 127.5 | 7:21.655 |
| 5 | | 1:25.103 | 22.315 | 38.529 | 24.259 | 205.3 | 8:46.758 |
| 6 | | 1:24.983 | 21.840 | 38.738 | 24.405 | 206.8 | 10:11.741 |
| 7 | | 1:24.370 | 21.811 | 38.140 | 24.419 | 208.4 | 11:36.111 |
| 8 | | 1:24.294 | 21.943 | 38.120 | 24.231 | 208.8 | 13:00.405 |
| 9 | | 1:24.195 | 21.732 | 38.128 | 24.335 | 208.4 | 14:24.600 |
| 10 | | 1:24.175 | 21.863 | 37.978 | 24.334 | 209.3 | 15:48.775 |
| 11 | | 1:23.815 | 21.758 | 37.882 | 24.175 | 208.4 | 17:12.590 |
| 12 | | 1:23.813 | 21.722 | 37.868 | 24.223 | 208.8 | 18:36.403 |
| 13 | | 1:23.785 | 21.729 | 37.845 | 24.211 | 209.7 | 20:00.188 |
| 14 | | 1:23.821 | 21.691 | 37.912 | 24.218 | 209.7 | 21:24.009 |
| 15 | | 1:24.198 | 21.721 | 38.079 | 24.398 | 209.3 | 22:48.207 |
| 16 | | 1:23.866 | 21.767 | 37.842 | 24.257 | 208.4 | 24:12.073 |
| 17 | | 1:23.833 | 21.696 | 37.917 | 24.220 | 208.8 | 25:35.906 |
| 18 | | 1:24.225 | 21.875 | 38.003 | 24.347 | 208.8 | 27:00.131 |
| 19 | | 1:24.638 | 22.339 | 37.971 | 24.328 | 207.6 | 28:24.769 |
| 20 | | 1:23.974 | 21.819 | 37.834 | 24.321 | 208.4 | 29:48.743 |
| 21 | | 1:23.694 | 21.729 | 37.765 | 24.200 | 208.8 | 31:12.437 |
| 22 | | 1:24.195 | 21.751 | 38.062 | 24.382 | 210.1 | 32:36.632 |
| 23 | | 1:24.356 | 21.803 | 37.902 | 24.651 | 209.3 | 34:00.988 |

88

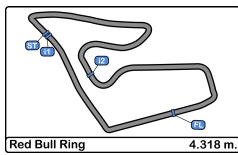
Filip Kaminiaz

Dallara F320 Spiess

CryptoTower Racing Team

| Lap | D | Time | Sector 1 | Sector 2 | Sector 3 | T. Spd | Elapsed |
|-----|---|------------|----------|----------|----------|--------|-----------|
| 1 | | 1:46.698 P | 28.274 | 44.720 | 33.704 | 204.1 | 1:46.698 |
| 2 | | 2:26.546 | 1:19.569 | 40.601 | 26.376 | 200.7 | 4:13.244 |
| 3 | | 1:28.557 | 22.794 | 39.912 | 25.851 | 183.6 | 5:41.801 |
| 4 | | 1:44.402 | 22.461 | 42.630 | 39.311 | 205.7 | 7:26.203 |
| 5 | | 1:26.372 | 22.200 | 38.982 | 25.190 | 209.7 | 8:52.575 |
| 6 | | 1:25.363 | 21.987 | 38.455 | 24.921 | 210.9 | 10:17.938 |
| 7 | | 1:25.174 | 21.744 | 38.734 | 24.696 | 213.0 | 11:43.112 |
| 8 | | 1:24.681 | 21.805 | 38.213 | 24.663 | 209.7 | 13:07.793 |
| 9 | | 1:24.670 | 21.799 | 38.111 | 24.760 | 208.8 | 14:32.463 |
| 10 | | 1:25.830 | 21.687 | 38.853 | 25.290 | 210.9 | 15:58.293 |
| 11 | | 1:26.827 | 22.482 | 39.020 | 25.325 | 206.1 | 17:25.120 |
| 12 | | 1:24.834 | 21.927 | 37.987 | 24.920 | 208.0 | 18:49.954 |
| 13 | | 1:24.804 | 21.867 | 38.141 | 24.796 | 208.0 | 20:14.758 |
| 14 | | 1:24.666 | 21.874 | 38.084 | 24.708 | 207.6 | 21:39.424 |
| 15 | | 1:24.686 | 21.906 | 38.089 | 24.691 | 207.6 | 23:04.110 |
| 16 | | 1:24.718 | 21.939 | 37.969 | 24.810 | 206.8 | 24:28.828 |
| 17 | | 1:24.796 | 21.908 | 38.045 | 24.843 | 207.2 | 25:53.624 |
| 18 | | 1:24.980 | 21.940 | 38.151 | 24.889 | 206.8 | 27:18.604 |
| 19 | | 1:25.103 | 21.959 | 38.220 | 24.924 | 207.2 | 28:43.707 |
| 20 | | 1:25.182 | 21.927 | 38.155 | 25.100 | 207.2 | 30:08.889 |
| 21 | | 1:25.122 | 22.081 | 38.252 | 24.789 | 207.2 | 31:34.011 |
| 22 | | 1:25.013 | 21.959 | 38.239 | 24.815 | 207.2 | 32:59.024 |
| 23 | | 1:25.284 | 22.031 | 38.337 | 24.916 | 206.5 | 34:24.308 |





Red Bull Ring
Euroformula Open
Race - 2



Analysis by Lap

| Num | Lap Time | Gap |
|-------------------------|----------|----------|
| Lap 1 | | |
| 18 | 1:29.496 | |
| 10 | 1:29.837 | 00.341 |
| 74 | 1:30.120 | 00.624 |
| 27 | 1:30.362 | 00.866 |
| 52 | 1:30.662 | 01.166 |
| 28 | 1:31.017 | 01.521 |
| 25 | 1:31.833 | 02.337 |
| 15 | 1:32.297 | 02.801 |
| 71 | 1:32.721 | 03.225 |
| 8 | 1:32.999 | 03.503 |
| 66 | 1:33.214 | 03.718 |
| 35 | 1:34.941 | 05.445 |
| 88 | 1:46.698 | 17.202 |
| 21 | 1:52.415 | 22.919 |
| Num Lap Time Gap | | |
| Lap 2 | | |
| 18 | 1:25.315 | |
| 74 | 1:25.542 | 00.851 |
| 27 | 1:25.702 | 01.253 |
| 52 | 1:25.899 | 01.750 |
| 10 | 1:27.140 | 02.166 |
| 28 | 1:26.303 | 02.509 |
| 25 | 1:26.057 | 03.079 |
| 71 | 1:26.208 | 04.118 |
| 8 | 1:27.168 | 05.356 |
| 66 | 1:27.121 | 05.524 |
| 35 | 1:26.809 | 06.939 |
| 21 | 2:12.534 | 1:10.138 |
| 88 | 2:26.546 | 1:18.433 |
| Num Lap Time Gap | | |
| Lap 3 | | |
| 18 | 2:15.809 | |
| 74 | 2:15.341 | 00.383 |
| 27 | 2:16.355 | 01.799 |
| 52 | 2:16.920 | 02.861 |
| 10 | 2:17.046 | 03.403 |
| 28 | 2:17.820 | 04.520 |
| 25 | 2:17.785 | 05.055 |
| 71 | 2:17.334 | 05.643 |
| 8 | 2:16.692 | 06.239 |
| 66 | 2:17.120 | 06.835 |
| 35 | 2:16.857 | 07.987 |
| 21 | 1:29.370 | 23.699 |
| 88 | 1:28.557 | 31.181 |
| Num Lap Time Gap | | |
| Lap 4 | | |
| 18 | 2:10.812 | |
| 74 | 2:10.652 | 00.223 |
| 27 | 2:09.769 | 00.756 |
| 52 | 2:08.938 | 00.987 |
| 10 | 2:08.928 | 01.519 |
| 28 | 2:08.151 | 01.859 |
| 25 | 2:08.074 | 02.317 |
| 71 | 2:07.902 | 02.733 |
| 8 | 2:07.670 | 03.097 |

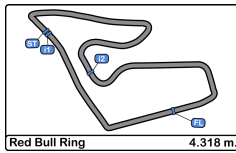
| Num | Lap Time | Gap |
|-------------------------|----------|--------|
| 66 | 2:07.394 | 03.417 |
| 35 | 2:06.755 | 03.930 |
| 21 | 1:51.381 | 04.268 |
| 88 | 1:44.402 | 04.771 |
| Num Lap Time Gap | | |
| Lap 5 | | |
| 18 | 1:24.958 | |
| 74 | 1:25.103 | 00.368 |
| 27 | 1:24.982 | 00.780 |
| 52 | 1:25.138 | 01.167 |
| 10 | 1:25.178 | 01.739 |
| 28 | 1:25.255 | 02.156 |
| 25 | 1:25.548 | 02.907 |
| 71 | 1:25.461 | 03.236 |
| 8 | 1:25.690 | 03.829 |
| 66 | 1:25.824 | 04.283 |
| 35 | 1:26.287 | 05.259 |
| 21 | 1:26.338 | 05.648 |
| 88 | 1:26.372 | 06.185 |
| Num Lap Time Gap | | |
| Lap 6 | | |
| 18 | 1:24.904 | |
| 74 | 1:24.983 | 00.447 |
| 27 | 1:24.926 | 00.802 |
| 52 | 1:24.810 | 01.073 |
| 10 | 1:24.717 | 01.552 |
| 28 | 1:24.577 | 01.829 |
| 25 | 1:24.515 | 02.518 |
| 71 | 1:24.747 | 03.079 |
| 8 | 1:24.654 | 03.579 |
| 66 | 1:25.398 | 04.777 |
| 35 | 1:25.457 | 05.812 |
| 21 | 1:25.369 | 06.113 |
| 88 | 1:25.363 | 06.644 |
| Num Lap Time Gap | | |
| Lap 7 | | |
| 18 | 1:24.491 | |
| 74 | 1:24.370 | 00.326 |
| 27 | 1:24.388 | 00.699 |
| 52 | 1:24.408 | 00.990 |
| 10 | 1:24.545 | 01.606 |
| 28 | 1:24.645 | 01.983 |
| 25 | 1:24.721 | 02.748 |
| 71 | 1:24.888 | 03.476 |
| 8 | 1:24.863 | 03.951 |
| 66 | 1:24.861 | 05.147 |
| 21 | 1:24.810 | 06.432 |
| 88 | 1:25.174 | 07.327 |
| 35 | 1:26.674 | 07.995 |
| Num Lap Time Gap | | |
| Lap 8 | | |
| 18 | 1:24.141 | |
| 74 | 1:24.294 | 00.479 |
| 27 | 1:24.574 | 01.132 |
| 52 | 1:24.592 | 01.441 |
| 10 | 1:24.421 | 01.886 |

| Num | Lap Time | Gap |
|-------------------------|----------|--------|
| 28 | 1:24.314 | 02.156 |
| 25 | 1:24.672 | 03.279 |
| 71 | 1:24.492 | 03.827 |
| 8 | 1:24.637 | 04.447 |
| 66 | 1:24.667 | 05.673 |
| 21 | 1:24.391 | 06.682 |
| 88 | 1:24.681 | 07.867 |
| 35 | 1:25.065 | 08.919 |
| Num Lap Time Gap | | |
| Lap 9 | | |
| 18 | 1:24.125 | |
| 74 | 1:24.195 | 00.549 |
| 27 | 1:24.061 | 01.068 |
| 52 | 1:24.155 | 01.471 |
| 28 | 1:23.907 | 01.938 |
| 10 | 1:24.864 | 02.625 |
| 25 | 1:24.596 | 03.750 |
| 71 | 1:24.510 | 04.212 |
| 8 | 1:24.409 | 04.731 |
| 66 | 1:24.435 | 05.983 |
| 21 | 1:25.461 | 08.018 |
| 88 | 1:24.670 | 08.412 |
| 35 | 1:25.539 | 10.333 |
| Num Lap Time Gap | | |
| Lap 10 | | |
| 18 | 1:23.964 | |
| 74 | 1:24.175 | 00.760 |
| 27 | 1:24.257 | 01.361 |
| 52 | 1:24.160 | 01.667 |
| 28 | 1:24.186 | 02.160 |
| 10 | 1:23.875 | 02.536 |
| 25 | 1:24.236 | 04.022 |
| 71 | 1:24.267 | 04.515 |
| 8 | 1:24.636 | 05.403 |
| 66 | 1:24.271 | 06.290 |
| 88 | 1:25.830 | 10.278 |
| 21 | 1:26.303 | 10.357 |
| 35 | 1:25.583 | 11.952 |
| Num Lap Time Gap | | |
| Lap 11 | | |
| 18 | 1:23.867 | |
| 74 | 1:23.815 | 00.708 |
| 27 | 1:24.229 | 01.723 |
| 52 | 1:24.666 | 02.466 |
| 28 | 1:24.506 | 02.799 |
| 10 | 1:24.575 | 03.244 |
| 25 | 1:24.236 | 04.391 |
| 71 | 1:24.588 | 05.236 |
| 8 | 1:24.359 | 05.895 |
| 66 | 1:24.426 | 06.849 |
| 21 | 1:25.201 | 11.691 |
| 88 | 1:26.827 | 13.238 |
| 35 | 1:25.519 | 13.604 |
| Num Lap Time Gap | | |
| Lap 12 | | |
| 18 | 1:23.835 | |

| Num | Lap Time | Gap |
|-------------------------|----------|--------|
| 74 | 1:23.813 | 00.686 |
| 27 | 1:23.917 | 01.805 |
| 52 | 1:23.425 | 02.056 |
| 28 | 1:23.791 | 02.755 |
| 10 | 1:23.935 | 03.344 |
| 25 | 1:24.217 | 04.773 |
| 71 | 1:24.559 | 05.960 |
| 8 | 1:24.511 | 06.571 |
| 66 | 1:24.493 | 07.507 |
| 21 | 1:24.653 | 12.509 |
| 88 | 1:24.834 | 14.237 |
| 35 | 1:26.179 | 15.948 |
| Num Lap Time Gap | | |
| Lap 13 | | |
| 18 | 1:23.920 | |
| 74 | 1:23.785 | 00.551 |
| 27 | 1:24.034 | 01.919 |
| 52 | 1:24.065 | 02.201 |
| 28 | 1:23.847 | 02.682 |
| 10 | 1:23.832 | 03.256 |
| 25 | 1:24.322 | 05.175 |
| 71 | 1:24.567 | 06.607 |
| 8 | 1:24.396 | 07.047 |
| 66 | 1:24.246 | 07.833 |
| 21 | 1:24.226 | 12.815 |
| 88 | 1:24.804 | 15.121 |
| 35 | 1:24.964 | 16.992 |
| Num Lap Time Gap | | |
| Lap 14 | | |
| 18 | 1:23.821 | |
| 74 | 1:23.821 | 00.551 |
| 27 | 1:24.045 | 02.143 |
| 28 | 1:24.410 | 03.271 |
| 10 | 1:24.391 | 03.826 |
| 52 | 1:25.833 | 04.213 |
| 25 | 1:24.416 | 05.770 |
| 71 | 1:25.807 | 08.593 |
| 8 | 1:25.654 | 08.880 |
| 66 | 1:25.175 | 09.187 |
| 21 | 1:24.250 | 13.244 |
| 88 | 1:24.666 | 15.966 |
| 35 | 1:25.240 | 18.411 |
| Num Lap Time Gap | | |
| Lap 15 | | |
| 18 | 1:23.803 | |
| 74 | 1:24.198 | 00.946 |
| 27 | 1:23.730 | 02.070 |
| 28 | 1:23.550 | 03.018 |
| 52 | 1:23.548 | 03.958 |
| 10 | 1:25.016 | 05.039 |
| 25 | 1:24.140 | 06.107 |
| 71 | 1:24.414 | 09.204 |
| 8 | 1:24.979 | 10.056 |
| 66 | 1:25.217 | 10.601 |
| 21 | 1:24.301 | 13.742 |
| 88 | 1:24.686 | 16.849 |

| Num | Lap Time | Gap |
|-------------------------|----------|--------|
| 35 | 1:24.768 | 19.376 |
| Num Lap Time Gap | | |
| Lap 16 | | |
| 18 | 1:23.727 | |
| 74 | 1:23.866 | 01.085 |
| 27 | 1:23.739 | 02.082 |
| 28 | 1:23.555 | 02.846 |
| 52 | 1:23.304 | 03.535 |
| 10 | 1:23.371 | 04.683 |
| 25 | 1:24.093 | 06.473 |
| 8 | 1:24.251 | 10.580 |
| 71 | 1:25.751 | 11.228 |
| 66 | 1:24.796 | 11.670 |
| 21 | 1:24.362 | 14.377 |
| 88 | 1:24.718 | 17.840 |
| 35 | 1:24.984 | 20.633 |
| Num Lap Time Gap | | |
| Lap 17 | | |
| 18 | 1:24.369 | |
| 74 | 1:23.833 | 00.549 |
| 27 | 1:23.741 | 01.454 |
| 28 | 1:23.576 | 02.053 |
| 52 | 1:23.439 | 02.605 |
| 10 | 1:23.463 | 03.777 |
| 25 | 1:24.152 | 06.256 |
| 8 | 1:24.305 | 10.516 |
| 71 | 1:24.801 | 11.660 |
| 66 | 1:24.913 | 12.214 |
| 21 | 1:24.076 | 14.084 |
| 88 | 1:24.796 | 18.267 |
| 35 | 1:24.861 | 21.125 |
| Num Lap Time Gap | | |
| Lap 18 | | |
| 18 | 1:24.200 | |
| 74 | 1:24.225 | 00.574 |
| 27 | 1:24.172 | 01.426 |
| 28 | 1:23.860 | 01.713 |
| 52 | 1:23.720 | 02.125 |
| 10 | 1:23.893 | 03.470 |
| 25 | 1:24.152 | 06.208 |
| 8 | 1:24.041 | 10.357 |
| 71 | 1:24.793 | 12.253 |
| 66 | 1:24.661 | 12.675 |
| 21 | 1:24.186 | 14.070 |
| 88 | 1:24.980 | 19.047 |
| 35 | 1:24.957 | 21.882 |
| Num Lap Time Gap | | |
| Lap 19 | | |
| 18 | 1:24.035 | |
| 74 | 1:24.638 | 01.177 |
| 27 | 1:24.601 | 01.992 |
| 28 | 1:24.738 | 02.416 |
| 52 | 1:24.685 | 02.775 |
| 10 | 1:24.310 | 03.745 |
| 25 | 1:24.181 | 06.354 |
| 8 | 1:24.044 | 10.366 |



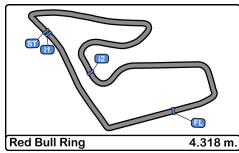


Red Bull Ring
Euroformula Open
Race - 2
Analysis by Lap



| Num | Lap Time | Gap | Num | Lap Time | Gap |
|---------------|-----------------|------------|-----|----------|--------|
| 71 | 1:24.522 | 12.740 | 52 | 1:24.168 | 02.756 |
| 66 | 1:24.812 | 13.452 | 10 | 1:24.505 | 03.748 |
| 21 | 1:24.268 | 14.303 | 25 | 1:24.558 | 06.433 |
| 88 | 1:25.103 | 20.115 | 8 | 1:24.612 | 09.918 |
| 35 | 1:24.640 | 22.487 | 71 | 1:25.274 | 15.362 |
| Num | Lap Time | Gap | 21 | 1:25.178 | 17.591 |
| Lap 20 | | | 66 | 1:26.136 | 18.070 |
| 18 | 1:24.035 | | 88 | 1:25.284 | 24.052 |
| 74 | 1:23.974 | 01.116 | 35 | 1:25.276 | 24.856 |
| 27 | 1:24.214 | 02.171 | | | |
| 28 | 1:24.237 | 02.618 | | | |
| 52 | 1:24.137 | 02.877 | | | |
| 10 | 1:24.001 | 03.711 | | | |
| 25 | 1:24.078 | 06.397 | | | |
| 8 | 1:23.757 | 10.088 | | | |
| 71 | 1:24.736 | 13.441 | | | |
| 66 | 1:24.660 | 14.077 | | | |
| 21 | 1:24.450 | 14.718 | | | |
| 88 | 1:25.182 | 21.262 | | | |
| 35 | 1:24.544 | 22.996 | | | |
| Num | Lap Time | Gap | | | |
| Lap 21 | | | | | |
| 18 | 1:24.207 | | | | |
| 74 | 1:23.694 | 00.603 | | | |
| 27 | 1:24.001 | 01.965 | | | |
| 28 | 1:23.982 | 02.393 | | | |
| 52 | 1:24.035 | 02.705 | | | |
| 10 | 1:23.797 | 03.301 | | | |
| 25 | 1:24.055 | 06.245 | | | |
| 8 | 1:23.872 | 09.753 | | | |
| 71 | 1:24.561 | 13.795 | | | |
| 66 | 1:24.766 | 14.636 | | | |
| 21 | 1:24.990 | 15.501 | | | |
| 88 | 1:25.122 | 22.177 | | | |
| 35 | 1:24.545 | 23.334 | | | |
| Num | Lap Time | Gap | | | |
| Lap 22 | | | | | |
| 18 | 1:23.954 | | | | |
| 74 | 1:24.195 | 00.844 | | | |
| 27 | 1:24.181 | 02.192 | | | |
| 28 | 1:24.194 | 02.633 | | | |
| 52 | 1:24.305 | 03.056 | | | |
| 10 | 1:24.364 | 03.711 | | | |
| 25 | 1:24.052 | 06.343 | | | |
| 8 | 1:23.975 | 09.774 | | | |
| 71 | 1:24.715 | 14.556 | | | |
| 66 | 1:25.720 | 16.402 | | | |
| 21 | 1:25.334 | 16.881 | | | |
| 88 | 1:25.013 | 23.236 | | | |
| 35 | 1:24.668 | 24.048 | | | |
| Num | Lap Time | Gap | | | |
| Lap 23 | | | | | |
| 18 | 1:24.468 | | | | |
| 74 | 1:24.356 | 00.732 | | | |
| 27 | 1:24.270 | 01.994 | | | |
| 28 | 1:24.180 | 02.345 | | | |





Red Bull Ring
Euroformula Open
Race - 2
Best Sectors Results





| Sector - 1 | | | | Sector - 2 | | | | Sector - 3 | | | | Ideal Lap vs Best Lap | | | |
|------------|----|-------------------|--------|------------|-------------------|--------|----|-------------------|--------|------|----|-----------------------|-----------|----------|------|
| Clas | Nº | Driver | Time | Nº | Driver | Time | Nº | Driver | Time | Clas | Nº | Driver | Ideal Lap | Best Lap | Clas |
| 1 | 28 | Cameron Das | 21.462 | 52 | Jak Crawford | 37.553 | 52 | Jak Crawford | 24.019 | 1 | 52 | Jak Crawford | 1:23.102 | 1:23.304 | 1 |
| 2 | 52 | Jak Crawford | 21.530 | 10 | Reshad de Gerus | 37.602 | 10 | Reshad de Gerus | 24.043 | 2 | 28 | Cameron Das | 1:23.301 | 1:23.550 | 3 |
| 3 | 27 | Louis Foster | 21.593 | 8 | Rafael Villagomez | 37.672 | 28 | Cameron Das | 24.092 | 3 | 10 | Reshad de Gerus | 1:23.324 | 1:23.371 | 2 |
| 4 | 8 | Rafael Villagomez | 21.635 | 18 | Nazim Azman | 37.681 | 74 | Cem Bolukbasi | 24.175 | 4 | 8 | Rafael Villagomez | 1:23.510 | 1:23.757 | 6 |
| 5 | 25 | Casper Stevenson | 21.675 | 28 | Cameron Das | 37.747 | 66 | Zdenek Chovanec | 24.197 | 5 | 27 | Louis Foster | 1:23.594 | 1:23.730 | 5 |
| 6 | 10 | Reshad de Gerus | 21.679 | 27 | Louis Foster | 37.758 | 8 | Rafael Villagomez | 24.203 | 6 | 18 | Nazim Azman | 1:23.626 | 1:23.727 | 4 |
| 7 | 88 | Filip Kaminiaz | 21.687 | 74 | Cem Bolukbasi | 37.765 | 18 | Nazim Azman | 24.212 | 7 | 74 | Cem Bolukbasi | 1:23.631 | 1:23.785 | 7 |
| 8 | 74 | Cem Bolukbasi | 21.691 | 71 | Brad Benavides | 37.852 | 21 | Josh Mason | 24.212 | 8 | 21 | Josh Mason | 1:23.857 | 1:24.186 | 9 |
| 9 | 18 | Nazim Azman | 21.733 | 25 | Casper Stevenson | 37.881 | 27 | Louis Foster | 24.243 | 9 | 25 | Casper Stevenson | 1:23.874 | 1:24.052 | 8 |
| 10 | 21 | Josh Mason | 21.745 | 21 | Josh Mason | 37.900 | 25 | Casper Stevenson | 24.318 | 10 | 71 | Brad Benavides | 1:24.034 | 1:24.267 | 10 |
| 11 | 35 | Enzo Scioni | 21.749 | 88 | Filip Kaminiaz | 37.969 | 71 | Brad Benavides | 24.419 | 11 | 66 | Zdenek Chovanec | 1:24.145 | 1:24.661 | 12 |
| 12 | 71 | Brad Benavides | 21.763 | 66 | Zdenek Chovanec | 38.104 | 35 | Enzo Scioni | 24.427 | 12 | 35 | Enzo Scioni | 1:24.283 | 1:24.544 | 11 |
| 13 | 66 | Zdenek Chovanec | 21.844 | 35 | Enzo Scioni | 38.107 | 88 | Filip Kaminiaz | 24.663 | 13 | 88 | Filip Kaminiaz | 1:24.319 | 1:24.666 | 13 |
| 14 | 15 | Enzo Trulli | 22.303 | 15 | Enzo Trulli | 40.012 | 15 | Enzo Trulli | 25.132 | 14 | 15 | Enzo Trulli | 1:27.447 | 1:32.297 | 14 |



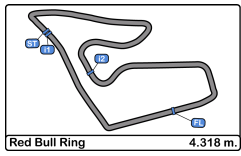


Red Bull Ring
Euroformula Open
Race - 2
Leader Sequence



| N° | Driver | Nat | Cat | Clas | Team | Nat | Vehicle | Start Lap | End Lap | Laps | Total Laps |
|----|-------------|---|-----|------|-------------------------|---|---------------------|-----------|---------|------|------------|
| 18 | Nazim Azman |  MYS | | | CryptoTower Racing Team |  JPN | Dallara F320 Spiess | 1 | 23 | 23 | 23 |



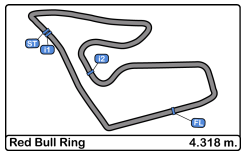


Red Bull Ring
Euroformula Open
Race - 2
Best 5 Lap Times



| Cls | N° | Driver | Nat | Cat | Cls | Team | Nat | Vehicle | Best 1 | | Best 2 | | Best 3 | | Best 4 | | Best 5 | |
|-----|----|-------------------|-----|-----|-----|-------------------------|-----|---------------------|----------|-----|----------|-----|----------|-----|----------|-----|----------|-----|
| | | | | | | | | | Time | Lap | Time | Lap | Time | Lap | Time | Lap | Time | Lap |
| 1 | 52 | Jak Crawford | USA | R | 1 | Team Motopark | GER | Dallara F320 Spiess | 1:23.304 | 16 | 1:23.425 | 12 | 1:23.439 | 17 | 1:23.548 | 15 | 1:23.720 | 18 |
| 2 | 10 | Reshad de Gerus | FIN | | | Team Motopark | GER | Dallara F320 Spiess | 1:23.371 | 16 | 1:23.463 | 17 | 1:23.832 | 13 | 1:23.875 | 10 | 1:23.935 | 12 |
| 3 | 28 | Cameron Das | USA | | | Team Motopark | GER | Dallara F320 Spiess | 1:23.550 | 15 | 1:23.555 | 16 | 1:23.576 | 17 | 1:23.791 | 12 | 1:23.847 | 13 |
| 4 | 18 | Nazim Azman | MYN | | | CryptoTower Racing Team | JPN | Dallara F320 Spiess | 1:23.727 | 16 | 1:23.803 | 15 | 1:23.821 | 14 | 1:23.835 | 12 | 1:23.867 | 11 |
| 5 | 27 | Louis Foster | GBR | | | CryptoTower Racing Team | JPN | Dallara F320 Spiess | 1:23.730 | 15 | 1:23.739 | 16 | 1:23.741 | 17 | 1:23.917 | 12 | 1:24.001 | 21 |
| 6 | 8 | Rafael Villagomez | MEX | | | Van Amersfoort Racing | NLD | Dallara F320 HWA | 1:23.757 | 20 | 1:23.872 | 21 | 1:23.975 | 22 | 1:24.041 | 18 | 1:24.044 | 19 |
| 7 | 74 | Cem Bolukbasi | TUR | | | Van Amersfoort Racing | NLD | Dallara F320 HWA | 1:23.785 | 13 | 1:23.815 | 11 | 1:23.821 | 14 | 1:23.833 | 17 | 1:23.866 | 16 |
| 8 | 25 | Casper Stevenson | GBR | R | 2 | Van Amersfoort Racing | NLD | Dallara F320 HWA | 1:24.052 | 22 | 1:24.055 | 21 | 1:24.078 | 20 | 1:24.140 | 15 | 1:24.152 | 17 |
| 9 | 21 | Josh Mason | GBR | | | Double R Racing | GBR | Dallara F320 HWA | 1:24.186 | 18 | 1:24.226 | 13 | 1:24.250 | 14 | 1:24.301 | 15 | 1:24.362 | 16 |
| 10 | 71 | Brad Benavides | USA | | | Carlin | GBR | Dallara F320 Spiess | 1:24.267 | 10 | 1:24.414 | 15 | 1:24.492 | 8 | 1:24.510 | 9 | 1:24.522 | 19 |
| 11 | 35 | Enzo Scionti | USA | R | 3 | Drivex School | ESP | Dallara F320 HWA | 1:24.544 | 20 | 1:24.545 | 21 | 1:24.640 | 19 | 1:24.668 | 22 | 1:24.768 | 15 |
| 12 | 66 | Zdenek Chovanec | CZE | R | 4 | Double R Racing | GBR | Dallara F320 HWA | 1:24.661 | 18 | 1:24.667 | 8 | 1:24.766 | 21 | 1:24.796 | 16 | 1:24.812 | 19 |
| 13 | 88 | Filip Kaminiarz | POL | | | CryptoTower Racing Team | JPN | Dallara F320 Spiess | 1:24.666 | 14 | 1:24.670 | 9 | 1:24.681 | 8 | 1:24.686 | 15 | 1:24.718 | 16 |
| 14 | 15 | Enzo Trulli | ITA | R | 5 | Carlin | GBR | Dallara F320 Spiess | 1:32.297 | 1 | | | | | | | | |





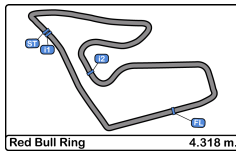
Red Bull Ring
Euroformula Open
Race - 2
Best 5 Top Speeds



Red Bull Ring 4.318 m.

| Clas | N° | Driver | Nat | Cat | Cls | Team | Nat | Vehicle | Top 1 | | Top 2 | | Top 3 | | Top 4 | | Top 5 | | Avg |
|------|----|-------------------|-----|-----|-----|-------------------------|-----|---------------------|-------|-----|-------|-----|-------|-----|-------|-----|-------|-----|-------|
| | | | | | | | | | Km/h | Lap | Km/h | Lap | Km/h | Lap | Km/h | Lap | Km/h | Lap | |
| 1 | 28 | Cameron Das | | | | Team Motopark | | Dallara F320 Spiess | 216.0 | 14 | 214.2 | 2 | 214.2 | 9 | 214.2 | 20 | 213.8 | 19 | 214.5 |
| 2 | 52 | Jak Crawford | | R | 1 | Team Motopark | | Dallara F320 Spiess | 213.8 | 8 | 212.5 | 15 | 212.5 | 19 | 212.1 | 9 | 212.1 | 11 | 212.6 |
| 3 | 8 | Rafael Villagomez | | | | Van Amersfoort Racing | | Dallara F320 HWA | 213.0 | 2 | 212.5 | 7 | 212.1 | 10 | 211.7 | 14 | 211.3 | 5 | 212.1 |
| 4 | 88 | Filip Kaminiaz | | | | CryptoTower Racing Team | | Dallara F320 Spiess | 213.0 | 7 | 210.9 | 6 | 210.9 | 10 | 209.7 | 5 | 209.7 | 8 | 210.8 |
| 5 | 27 | Louis Foster | | | | CryptoTower Racing Team | | Dallara F320 Spiess | 212.5 | 8 | 212.1 | 10 | 211.7 | 19 | 211.3 | 7 | 210.5 | 5 | 211.6 |
| 6 | 10 | Reshad de Gerus | | | | Team Motopark | | Dallara F320 Spiess | 211.3 | 11 | 209.7 | 2 | 209.7 | 13 | 208.8 | 14 | 208.8 | 15 | 209.7 |
| 7 | 21 | Josh Mason | | | | Double R Racing | | Dallara F320 HWA | 211.3 | 5 | 211.3 | 6 | 211.3 | 7 | 210.9 | 22 | 210.9 | 23 | 211.1 |
| 8 | 25 | Casper Stevenson | | R | 2 | Van Amersfoort Racing | | Dallara F320 HWA | 211.3 | 7 | 210.9 | 1 | 210.1 | 5 | 210.1 | 6 | 209.7 | 8 | 210.4 |
| 9 | 71 | Brad Benavides | | | | Carlin | | Dallara F320 Spiess | 210.5 | 2 | 210.5 | 6 | 210.1 | 9 | 209.7 | 10 | 208.8 | 8 | 209.9 |
| 10 | 74 | Cem Bolukbasi | | | | Van Amersfoort Racing | | Dallara F320 HWA | 210.1 | 22 | 209.7 | 13 | 209.7 | 14 | 209.3 | 10 | 209.3 | 15 | 209.6 |
| 11 | 15 | Enzo Trulli | | R | 3 | Carlin | | Dallara F320 Spiess | 209.3 | 2 | 208.0 | 1 | | | | | | | 208.6 |
| 12 | 35 | Enzo Scionti | | R | 4 | Drivex School | | Dallara F320 HWA | 209.3 | 6 | 208.8 | 8 | 208.8 | 12 | 208.4 | 23 | 208.0 | 7 | 208.7 |
| 13 | 66 | Zdenek Chovanec | | R | 5 | Double R Racing | | Dallara F320 HWA | 209.3 | 15 | 209.3 | 19 | 208.8 | 1 | 208.8 | 20 | 208.8 | 21 | 209.0 |
| 14 | 18 | Nazim Azman | | | | CryptoTower Racing Team | | Dallara F320 Spiess | 206.8 | 15 | 206.5 | 19 | 206.5 | 20 | 206.5 | 21 | 206.1 | 10 | 206.5 |



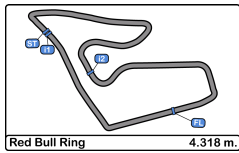


Red Bull Ring
Euroformula Open
Race - 2
Fastest Laps Sequence



| Lap | Time of Day | Session Time | N° | Driver | Nat | Cat | Team | Nat | Vehicle | Time | Km/h |
|-----|--------------|--------------|----|------------------|-----|-----|-------------------------|-----|---------------------|----------|-------|
| 2 | 10:25:40.830 | 2:54.830 | 18 | Nazim Azman | | MYS | CryptoTower Racing Team | | Dallara F320 Spiess | 1:25.315 | 182.2 |
| 5 | 10:31:32.410 | 8:46.410 | 18 | Nazim Azman | | MYS | CryptoTower Racing Team | | Dallara F320 Spiess | 1:24.958 | 182.9 |
| 6 | 10:32:57.314 | 10:11.314 | 18 | Nazim Azman | | MYS | CryptoTower Racing Team | | Dallara F320 Spiess | 1:24.904 | 183.0 |
| 6 | 10:32:58.386 | 10:12.386 | 52 | Jak Crawford | | USA | Team Motopark | | Dallara F320 Spiess | 1:24.810 | 183.2 |
| 6 | 10:32:58.866 | 10:12.866 | 10 | Reshad de Gerus | | FRA | Team Motopark | | Dallara F320 Spiess | 1:24.717 | 183.4 |
| 6 | 10:32:59.143 | 10:13.143 | 28 | Cameron Das | | USA | Team Motopark | | Dallara F320 Spiess | 1:24.577 | 183.7 |
| 6 | 10:32:59.832 | 10:13.832 | 25 | Casper Stevenson | | GBR | Van Amersfoort Racing | | Dallara F320 HWA | 1:24.515 | 183.9 |
| 7 | 10:34:21.805 | 11:35.805 | 18 | Nazim Azman | | MYS | CryptoTower Racing Team | | Dallara F320 Spiess | 1:24.491 | 183.9 |
| 7 | 10:34:22.131 | 11:36.131 | 74 | Cem Bolukbasi | | TUR | Van Amersfoort Racing | | Dallara F320 HWA | 1:24.370 | 184.2 |
| 8 | 10:35:45.946 | 12:59.946 | 18 | Nazim Azman | | MYS | CryptoTower Racing Team | | Dallara F320 Spiess | 1:24.141 | 184.7 |
| 9 | 10:37:10.071 | 14:24.071 | 18 | Nazim Azman | | MYS | CryptoTower Racing Team | | Dallara F320 Spiess | 1:24.125 | 184.7 |
| 9 | 10:37:11.139 | 14:25.139 | 27 | Louis Foster | | GBR | CryptoTower Racing Team | | Dallara F320 Spiess | 1:24.061 | 184.9 |
| 9 | 10:37:12.009 | 14:26.009 | 28 | Cameron Das | | USA | Team Motopark | | Dallara F320 Spiess | 1:23.907 | 185.2 |
| 10 | 10:38:36.571 | 15:50.571 | 10 | Reshad de Gerus | | FRA | Team Motopark | | Dallara F320 Spiess | 1:23.875 | 185.3 |
| 11 | 10:39:57.902 | 17:11.902 | 18 | Nazim Azman | | MYS | CryptoTower Racing Team | | Dallara F320 Spiess | 1:23.867 | 185.3 |
| 11 | 10:39:58.610 | 17:12.610 | 74 | Cem Bolukbasi | | TUR | Van Amersfoort Racing | | Dallara F320 HWA | 1:23.815 | 185.4 |
| 12 | 10:41:23.793 | 18:37.793 | 52 | Jak Crawford | | USA | Team Motopark | | Dallara F320 Spiess | 1:23.425 | 186.3 |
| 16 | 10:47:00.543 | 24:14.543 | 52 | Jak Crawford | | USA | Team Motopark | | Dallara F320 Spiess | 1:23.304 | 186.6 |



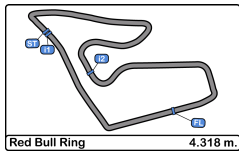


Red Bull Ring
Euroformula Open
Race - 2
Event Best Maximum Speed



| N° | Driver | Nat | Cat | Clas | Team | Nat | Vehicle | Km/h | Session |
|----|-------------------|-----|-----|------|-------------------------|-----|---------------------|-------|-------------------|
| 28 | Cameron Das | | | | Team Motopark | | Dallara F320 Spiess | 225.4 | Free Practice - 1 |
| 71 | Brad Benavides | | | | Carlin | | Dallara F320 Spiess | 224.5 | Free Practice - 1 |
| 74 | Cem Bolukbasi | | | | Van Amersfoort Racing | | Dallara F320 HWA | 224.5 | Free Practice - 1 |
| 8 | Rafael Villagomez | | | | Van Amersfoort Racing | | Dallara F320 HWA | 223.6 | Free Practice - 1 |
| 21 | Josh Mason | | | | Double R Racing | | Dallara F320 HWA | 223.1 | Free Practice - 1 |
| 66 | Zdenek Chovanec | | R | 1 | Double R Racing | | Dallara F320 HWA | 222.6 | Free Practice - 1 |
| 52 | Jak Crawford | | R | 2 | Team Motopark | | Dallara F320 Spiess | 221.7 | Free Practice - 1 |
| 15 | Enzo Trulli | | R | 3 | Carlin | | Dallara F320 Spiess | 221.3 | Free Practice - 1 |
| 35 | Enzo Scionti | | R | 4 | Drivex School | | Dallara F320 HWA | 221.3 | Free Practice - 1 |
| 25 | Casper Stevenson | | R | 5 | Van Amersfoort Racing | | Dallara F320 HWA | 220.4 | Free Practice - 2 |
| 27 | Louis Foster | | | | CryptoTower Racing Team | | Dallara F320 Spiess | 219.9 | Free Practice - 1 |
| 18 | Nazim Azman | | | | CryptoTower Racing Team | | Dallara F320 Spiess | 219.5 | Free Practice - 1 |
| 88 | Filip Kaminiarz | | | | CryptoTower Racing Team | | Dallara F320 Spiess | 219.5 | Free Practice - 1 |
| 10 | Reshad de Gerus | | | | Team Motopark | | Dallara F320 Spiess | 218.6 | Free Practice - 1 |





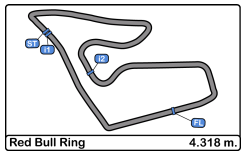
Red Bull Ring
Euroformula Open
Race - 2
Lap Chart



LAP

| Nr | Pos | Grid | 1 | 2 | 3 | 4 | 5 | 6 | 7 | 8 | 9 | 10 | 11 | 12 | 13 | 14 | 15 | 16 | 17 | 18 | 19 | 20 | 21 | 22 | 23 |
|----|-----|------|----|----|----|----|----|----|----|----|----|----|----|----|----|----|----|----|----|----|----|----|----|----|----|
| 18 | 1 | 18 | 18 | 18 | 18 | 18 | 18 | 18 | 18 | 18 | 18 | 18 | 18 | 18 | 18 | 18 | 18 | 18 | 18 | 18 | 18 | 18 | 18 | 18 | 18 |
| 10 | 2 | 10 | 10 | 74 | 74 | 74 | 74 | 74 | 74 | 74 | 74 | 74 | 74 | 74 | 74 | 74 | 74 | 74 | 74 | 74 | 74 | 74 | 74 | 74 | 74 |
| 74 | 3 | 74 | 74 | 27 | 27 | 27 | 27 | 27 | 27 | 27 | 27 | 27 | 27 | 27 | 27 | 27 | 27 | 27 | 27 | 27 | 27 | 27 | 27 | 27 | 27 |
| 28 | 4 | 28 | 27 | 52 | 52 | 52 | 52 | 52 | 52 | 52 | 52 | 52 | 52 | 52 | 52 | 28 | 28 | 28 | 28 | 28 | 28 | 28 | 28 | 28 | 28 |
| 27 | 5 | 27 | 52 | 10 | 10 | 10 | 10 | 10 | 10 | 10 | 28 | 28 | 28 | 28 | 28 | 10 | 52 | 52 | 52 | 52 | 52 | 52 | 52 | 52 | 52 |
| 52 | 6 | 52 | 28 | 28 | 28 | 28 | 28 | 28 | 28 | 28 | 10 | 10 | 10 | 10 | 10 | 52 | 10 | 10 | 10 | 10 | 10 | 10 | 10 | 10 | 10 |
| 8 | 7 | 8 | 25 | 25 | 25 | 25 | 25 | 25 | 25 | 25 | 25 | 25 | 25 | 25 | 25 | 25 | 25 | 25 | 25 | 25 | 25 | 25 | 25 | 25 | 25 |
| 25 | 8 | 25 | 15 | 71 | 71 | 71 | 71 | 71 | 71 | 71 | 71 | 71 | 71 | 71 | 71 | 71 | 8 | 8 | 8 | 8 | 8 | 8 | 8 | 8 | 8 |
| 15 | 9 | 15 | 71 | 8 | 8 | 8 | 8 | 8 | 8 | 8 | 8 | 8 | 8 | 8 | 8 | 8 | 8 | 71 | 71 | 71 | 71 | 71 | 71 | 71 | 71 |
| 71 | 10 | 71 | 8 | 66 | 66 | 66 | 66 | 66 | 66 | 66 | 66 | 66 | 66 | 66 | 66 | 66 | 66 | 66 | 66 | 66 | 66 | 66 | 66 | 66 | 21 |
| 66 | 11 | 66 | 66 | 35 | 35 | 35 | 35 | 35 | 21 | 21 | 21 | 88 | 21 | 21 | 21 | 21 | 21 | 21 | 21 | 21 | 21 | 21 | 21 | 21 | 66 |
| 35 | 12 | 35 | 21 | 21 | 21 | 21 | 21 | 88 | 88 | 88 | 88 | 21 | 88 | 88 | 88 | 88 | 88 | 88 | 88 | 88 | 88 | 88 | 88 | 88 | 88 |
| 88 | 13 | 88 | 88 | 88 | 88 | 88 | 88 | 35 | 35 | 35 | 35 | 35 | 35 | 35 | 35 | 35 | 35 | 35 | 35 | 35 | 35 | 35 | 35 | 35 | 35 |
| 21 | 14 | 21 | 21 | | | | | | | | | | | | | | | | | | | | | | |

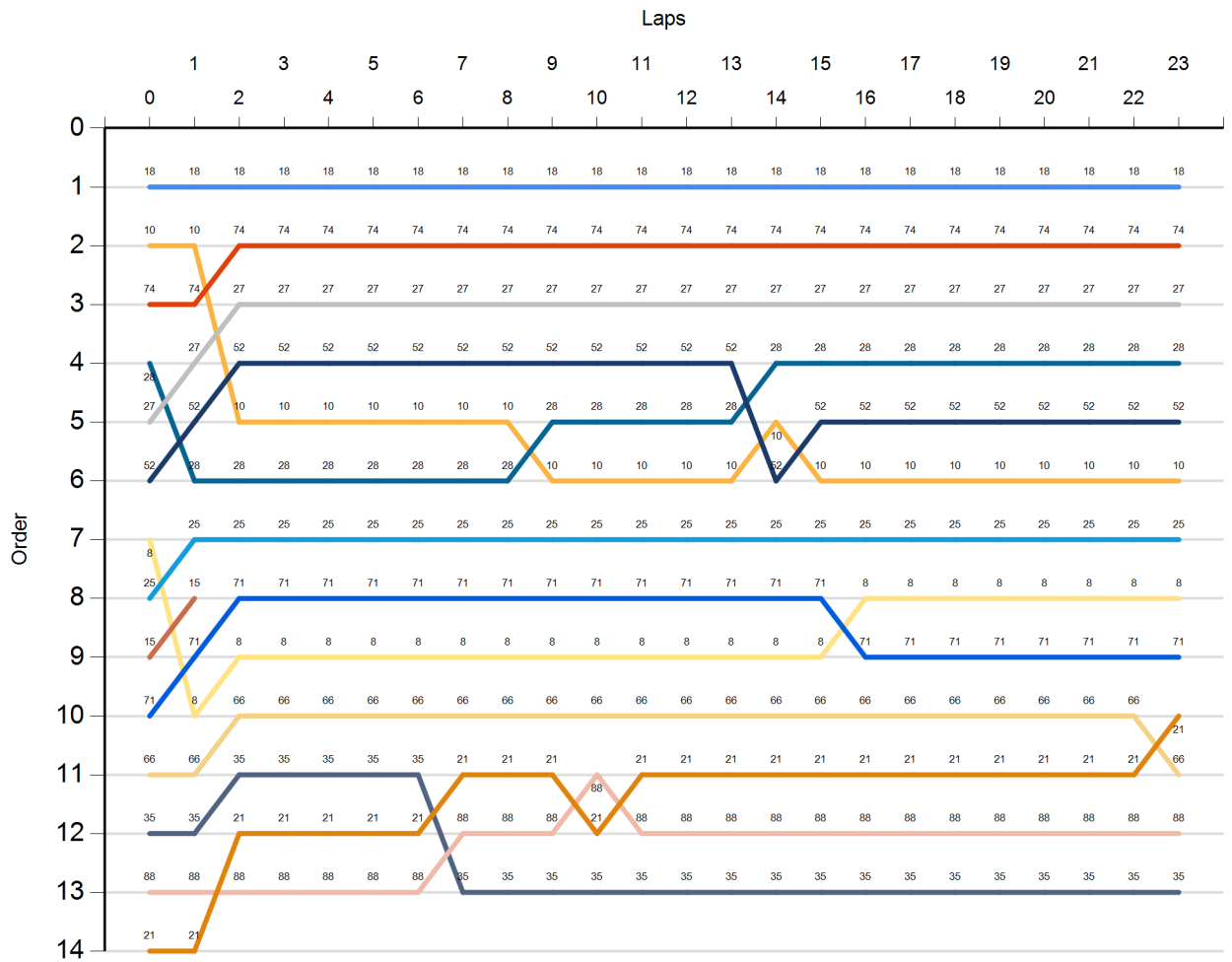


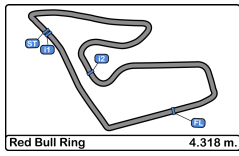


Red Bull Ring
Euroformula Open
Race - 2
Graphic Lap Chart



- 18
- 10
- 74
- 28
- 27
- 52
- 8
- 25
- 15
- 71
- 66
- 35
- 88
- 21





Red Bull Ring
Euroformula Open
Race - 2
Pit Stop Analysis



Red Bull Ring 4.318 m.

| Nr. | In Day Time | Driver | Nat | Cat | Team | Nat | Vehicle | In Time | Stop N° | Pit Time | Handicap | Penalty |
|-----|--------------|----------------|-----|-----|-------------------------|-----|---------------------|----------|---------|----------|----------|---------|
| 88 | 10:24:27.946 | Filip Kaminiaz | | POL | CryptoTower Racing Team | | Dallara F320 Spiess | 1:41.926 | 1 | 1:02.983 | | |
| 21 | 10:24:33.018 | Josh Mason | | GBR | Double R Racing | | Dallara F320 HWA | 1:46.998 | 1 | 48.369 | | |

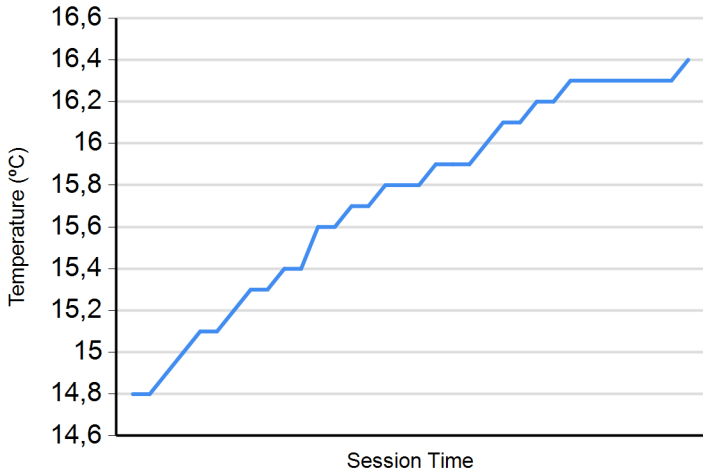




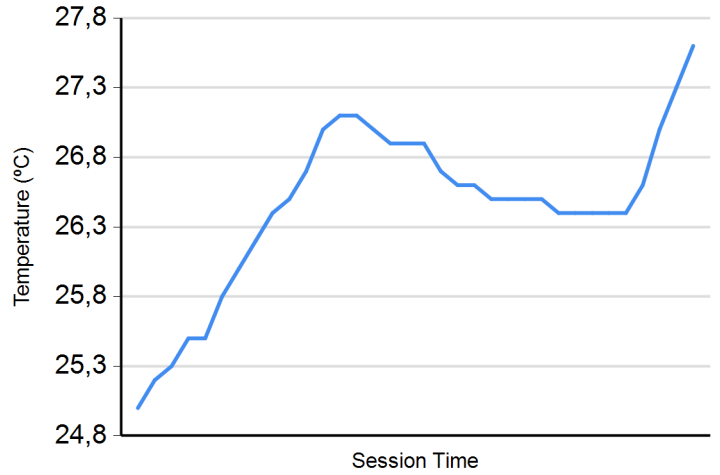
Red Bull Ring
Euroformula Open
Race - 2
Weather Report



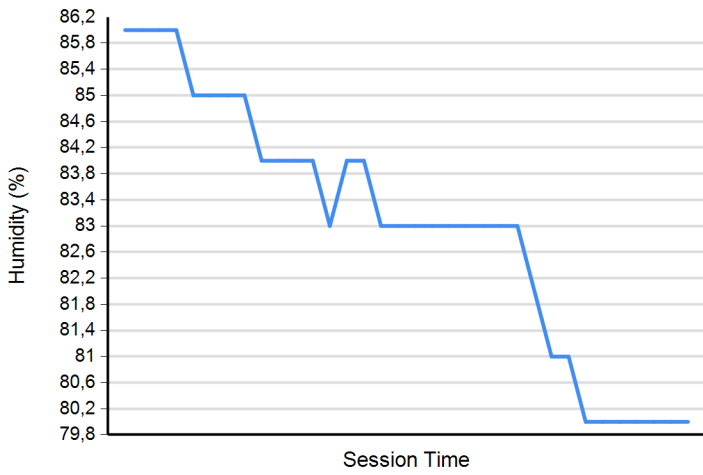
Air Temperature



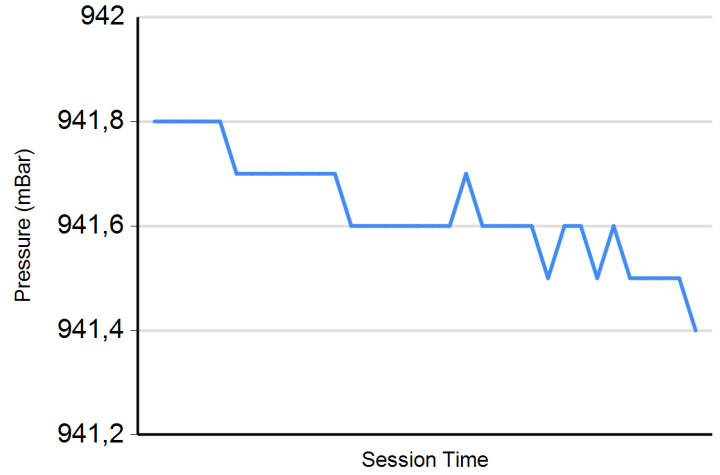
Track Temperature



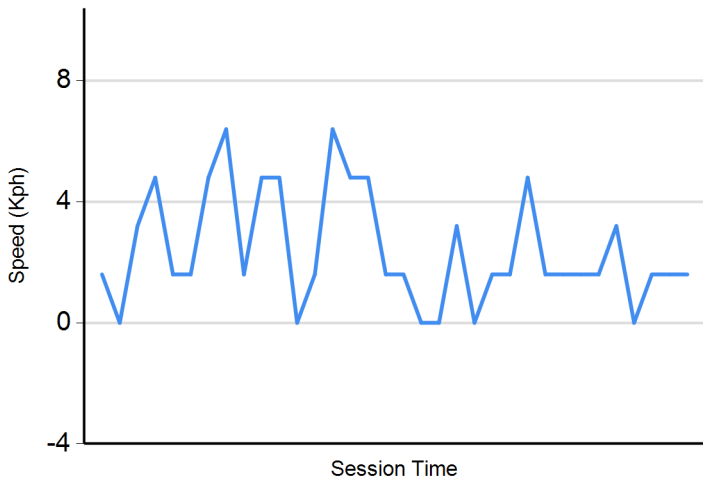
Humidity



Pressure



Wind Speed



Wind direction

North = 0°/360° Est = 90° South = 180° West = 270°

