



**Autodromo Nazionale Monza**  
**Euroformula Open**  
**Free Practice - 2**  
**Provisional Results**



Clas	Nº	Driver	Nat	Cat	Clas	Team	Nat	Vehicle	Laps	Best	Time	Gap	Interval	Km/h
1	21	Josh Mason	GBR			Double R Racing	GBR	Dallara F320 HWA	16	15	1:44.493			199.5
2	27	Louis Foster	GBR			CryptoTower Racing Team	JPN	Dallara F320 Spiess	19	18	1:44.508	0.015	0.015	199.5
3	15	Enzo Trulli	ITA	R	1	Carlin	GBR	Dallara F320 Spiess	17	9	1:44.669	0.176	0.161	199.2
4	25	Casper Stevenson	GBR	R	2	Van Amersfoort Racing	NLD	Dallara F320 HWA	19	18	1:44.706	0.213	0.037	199.1
5	18	Nazim Azman	MYS			CryptoTower Racing Team	JPN	Dallara F320 Spiess	19	18	1:44.879	0.386	0.173	198.8
6	84	Francesco Simonazzi	ITA	R	3	BVM Racing	ITA	Dallara F320 Spiess	17	16	1:44.922	0.429	0.043	198.7
7	78	Nicolas Pino	CHL	R	4	Drivex	ESP	Dallara F320 HWA	18	17	1:44.961	0.468	0.039	198.6
8	74	Cem Bolukbasi	TUR			Van Amersfoort Racing	NLD	Dallara F320 HWA	19	18	1:44.987	0.494	0.026	198.6
9	10	Reshad de Gerus	FRA			Team Motopark	DEU	Dallara F320 Spiess	19	18	1:45.020	0.527	0.033	198.5
10	28	Cameron Das	USA			Team Motopark	DEU	Dallara F320 Spiess	20	19	1:45.111	0.618	0.091	198.4
11	52	Christian Mansell	AUS	R	5	Team Motopark	DEU	Dallara F320 Spiess	19	7	1:45.175	0.682	0.064	198.2
12	35	Enzo Scionti	USA	R	6	Drivex	ESP	Dallara F320 HWA	17	16	1:45.429	0.936	0.254	197.8
13	88	Filip Kaminiaz	POL			CryptoTower Racing Team	JPN	Dallara F320 Spiess	18	5	1:45.760	1.267	0.331	197.1
14	71	Brad Benavides	USA			Carlin	GBR	Dallara F320 Spiess	4	2	2:56.017	1:11.524	1:10.257	118.4

**\* PENALTIES**

- CAR 52 TIME 3:02.937 DELETED TRACK LIMITS AT T 11
- CAR 52 TIME 3:02.937 DELETED TRACK LIMITS AT T 11 - FOLLOWING LAP WILL ALSO BE DELETED
- CAR 27 TIME 1:45.718 DELETED TRACK LIMITS AT T 11 - FOLLOWING LAP WILL ALSO BE DELETED
- CAR 84 TIME 4:16.011 DELETED TRACK LIMITS AT T 11 - FOLLOWING LAP WILL ALSO BE DELETED
- CAR 35 TIME 1:46.122 DELETED TRACK LIMITS AT T 11 - FOLLOWING LAP WILL ALSO BE DELETED
- CAR 28 TIME 1:45.886 DELETED TRACK LIMITS AT T 11 - FOLLOWING LAP WILL ALSO BE DELETED
- CAR 52 TIME 1:46.842 DELETED TRACK LIMITS AT T 11 - FOLLOWING LAP WILL ALSO BE DELETED


Published at:.....

Track Temp: **35.5 °C** Air Temp: **24.7 °C** Humidity: **55 %** Track Status: **DRY**

Stewards:

Race Director:

Timekeeper:

  
 Luis Angel Garcia Nufez  
 JOB/I-0020-ESP





**Autodromo Nazionale Monza**  
**Euroformula Open**  
**Free Practice - 2**



**Provisional Results by Category**

Clas	Nº	Driver	Nat	Cat	Clas	Team	Nat	Vehicle	Laps	Best	Time	Gap	Interval	Km/h
1	21	Josh Mason	GBR			Double R Racing	GBR	Dallara F320 HWA	16	15	1:44.493			199.5
2	27	Louis Foster	GBR			CryptoTower Racing Team	JPN	Dallara F320 Spiess	19	18	1:44.508	0.015	0.015	199.5
3	18	Nazim Azman	MYS			CryptoTower Racing Team	JPN	Dallara F320 Spiess	19	18	1:44.879	0.386	0.371	198.8
4	74	Cem Bolukbasi	TUR			Van Amersfoort Racing	NLD	Dallara F320 HWA	19	18	1:44.987	0.494	0.108	198.6
5	10	Reshad de Gerus	FRA			Team Motopark	DEU	Dallara F320 Spiess	19	18	1:45.020	0.527	0.033	198.5
6	28	Cameron Das	USA			Team Motopark	DEU	Dallara F320 Spiess	20	19	1:45.111	0.618	0.091	198.4
7	88	Filip Kaminiaz	POL			CryptoTower Racing Team	JPN	Dallara F320 Spiess	18	5	1:45.760	1.267	0.649	197.1
8	71	Brad Benavides	USA			Carlin	GBR	Dallara F320 Spiess	4	2	2:56.017	1:11.524	1:10.257	118.4

Rookie														
1	15	Enzo Trulli	ITA	R	1	Carlin	GBR	Dallara F320 Spiess	17	9	1:44.669			199.2
2	25	Casper Stevenson	GBR	R	2	Van Amersfoort Racing	NLD	Dallara F320 HWA	19	18	1:44.706	0.037	0.037	199.1
3	84	Francesco Simonazzi	ITA	R	3	BVM Racing	ITA	Dallara F320 Spiess	17	16	1:44.922	0.253	0.216	198.7
4	78	Nicolas Pino	CHL	R	4	Drivex	ESP	Dallara F320 HWA	18	17	1:44.961	0.292	0.039	198.6
5	52	Christian Mansell	AUS	R	5	Team Motopark	DEU	Dallara F320 Spiess	19	7	1:45.175	0.506	0.214	198.2
6	35	Enzo Scionti	USA	R	6	Drivex	ESP	Dallara F320 HWA	17	16	1:45.429	0.760	0.254	197.8

**\* PENALTIES**

- CAR 52 TIME 3:02.937 DELETED TRACK LIMITS AT T 11
- CAR 52 TIME 3:02.937 DELETED TRACK LIMITS AT T 11 - FOLLOWING LAP WILL ALSO BE DELETED
- CAR 27 TIME 1:45.718 DELETED TRACK LIMITS AT T 11 - FOLLOWING LAP WILL ALSO BE DELETED
- CAR 84 TIME 4:16.011 DELETED TRACK LIMITS AT T 11 - FOLLOWING LAP WILL ALSO BE DELETED
- CAR 35 TIME 1:46.122 DELETED TRACK LIMITS AT T 11 - FOLLOWING LAP WILL ALSO BE DELETED
- CAR 28 TIME 1:45.886 DELETED TRACK LIMITS AT T 11 - FOLLOWING LAP WILL ALSO BE DELETED
- CAR 52 TIME 1:46.842 DELETED TRACK LIMITS AT T 11 - FOLLOWING LAP WILL ALSO BE DELETED

Published at:.....

Track Temp: 35.5 °C Air Temp: 24.7 °C Humidity: 55 % Track Status: DRY

<b>Stewards:</b>	<b>Race Director:</b>	<b>Timekeeper:</b>  Luis Angel Garcia Nufez JOB/I-0020-ESP
------------------	-----------------------	---





**Autodromo Nazionale Monza**  
**Euroformula Open**  
**Free Practice - 2**  
**Lap Analysis**



10

Reshad de Gerus

Dallara F320 Spiess **18**

Nazim Azman

Dallara F320 Spiess

Team Motopark

CryptoTower Racing Team

Lap	D	Time	Sector 1	Sector 2	Sector 3	T. Spd	Elapsed	Lap	D	Time	Sector 1	Sector 2	Sector 3	T. Spd	Elapsed
1		14:22:58.942 P	14:21:31.976	39.391	47.575	191.1	14:22:58.942	1		14:22:47.478	14:21:27.402	40.243	39.833	180.9	14:22:47.478
2		3:05.211	1:37.086	50.531	37.594	204.5	14:26:04.153	2		1:53.125	37.592	38.093	37.440	240.0	14:24:40.603
3		1:48.076	35.462	36.505	36.109	255.9	14:27:52.229	3		1:56.900	35.872	42.867	38.161	252.3	14:26:37.503
4		1:46.198	34.797	35.809	35.592	260.2	14:29:38.427	4		1:46.662	34.934	35.777	35.951	257.1	14:28:24.165
5		1:45.755	<b>34.554</b>	35.408	35.793	259.6	14:31:24.182	5		1:49.019	34.917	35.728	38.374	254.1	14:30:13.184
6		1:45.687	34.868	35.249	35.570	257.1	14:33:09.869	6		1:45.992	34.901	35.393	35.698	255.3	14:31:59.176
7		1:45.503	34.761	35.136	35.606	260.2	14:34:55.372	7		1:50.453	35.146	35.930	39.377	252.3	14:33:49.629
8		1:46.166	34.783	35.277	36.106	259.6	14:36:41.538	8		1:47.130	34.833	36.094	36.203	257.1	14:35:36.759
9		1:47.235	35.160	36.306	35.769	257.7	14:38:28.773	9		1:49.339	35.112	35.922	38.305	253.5	14:37:26.098
10		1:47.976	35.575	36.755	35.646	251.7	14:40:16.749	10		1:45.760	34.712	35.345	35.703	254.7	14:39:11.858
11		1:45.681	34.556	35.447	35.678	261.5	14:42:02.430	11		1:59.038 P	36.516	36.559	45.963	251.7	14:41:10.896
12		1:53.377 P	34.616	35.492	43.269	262.7	14:43:55.807	12		6:40.797	5:16.026	40.972	43.799	145.9	14:47:51.693
13		6:32.243	5:09.190	40.122	42.931	201.1	14:50:28.050	13		2:17.842	47.612	51.459	38.771	234.2	14:50:09.535
14		<del>2:24.589</del>	44.636	39.949	1:00.004	249.4	14:52:52.639	14		1:49.840	35.740	36.077	38.023	244.8	14:51:59.375
15		3:06.324	1:31.659	48.396	46.269	72.9	14:55:58.963	15		3:42.077	1:07.450	1:23.339	1:11.288	91.6	14:55:41.452
16		1:55.513	34.735	35.059	45.719	256.5	14:57:54.476	16		2:04.105	40.095	46.240	37.770	194.9	14:57:45.557
17		1:48.957	35.388	37.748	35.821	253.5	14:59:43.433	17		1:49.706	35.760	36.114	37.832	254.1	14:59:35.263
18		<b>1:45.020</b>	34.658	<b>34.893</b>	<b>35.469</b>	253.5	15:01:28.453	18		<b>1:44.879</b>	<b>34.680</b>	<b>34.900</b>	<b>35.299</b>	258.9	15:01:20.142
19		1:54.980 P	34.747	35.075	45.158	253.5	15:03:23.433	19		1:57.914 P	35.715	36.068	46.131	255.9	15:03:18.056

15

Enzo Trulli

Dallara F320 Spiess **21**

Josh Mason

Dallara F320 HWA

Rookie

Carlin

Double R Racing

Lap	D	Time	Sector 1	Sector 2	Sector 3	T. Spd	Elapsed	Lap	D	Time	Sector 1	Sector 2	Sector 3	T. Spd	Elapsed
1		14:22:43.507 P	14:21:11.177	40.464	51.866	161.4	14:22:43.507	1		14:22:54.338	14:21:37.259	38.799	38.280	155.1	14:22:54.338
2		2:45.639 P	1:18.706	38.110	48.823	155.6	14:25:29.146	2		1:49.923	36.733	36.489	36.701	224.0	14:24:44.261
3		2:28.029	1:14.748	36.491	36.790	161.4	14:27:57.175	3		1:47.787	35.260	36.187	36.340	252.9	14:26:32.048
4		1:50.760	36.911	37.062	36.787	200.0	14:29:47.935	4		1:48.349	35.398	35.922	37.029	252.3	14:28:20.397
5		1:46.255	35.167	35.260	35.828	253.5	14:31:34.190	5		1:53.419	35.104	35.309	43.006	252.3	14:30:13.816
6		1:45.362	34.882	34.913	35.567	255.3	14:33:19.552	6		1:48.466	35.192	35.468	37.806	261.5	14:32:02.282
7		1:45.042	34.761	34.911	35.370	255.3	14:35:04.594	7		1:45.782	<b>34.705</b>	34.900	36.177	258.9	14:33:48.064
8		1:45.047	34.720	35.020	<b>35.307</b>	257.1	14:36:49.641	8		1:54.945 P	35.037	35.104	44.804	253.5	14:35:43.009
9		<b>1:44.669</b>	34.690	<b>34.632</b>	35.347	256.5	14:38:34.310	9		12:06.284 P	10:39.062	41.147	46.075	175.3	14:47:49.293
10		1:45.073	34.774	34.897	35.402	254.1	14:40:19.383	10		2:32.741	1:01.630	44.891	46.220	191.8	14:50:22.034
11		1:44.923	34.588	34.937	35.398	257.1	14:42:04.306	11		<del>2:07.677</del>	45.206	36.678	45.793	127.2	14:52:29.711
12		1:44.988	<b>34.548</b>	34.841	35.599	257.7	14:43:49.294	12		3:20.891	1:26.713	1:07.636	46.542	78.6	14:55:50.602
13		1:45.157	34.744	34.830	35.583	255.9	14:45:34.451	13		1:48.505	34.998	37.647	35.860	254.1	14:57:39.107
14		1:56.416 P	38.111	35.161	43.144	252.3	14:47:30.867	14		1:45.010	34.797	34.899	35.314	252.9	14:59:24.117
15		8:21.320 P	6:03.357	1:17.837	1:00.126	77.4	14:55:52.187	15		<b>1:44.493</b>	34.910	<b>34.546</b>	<b>35.037</b>	254.1	15:01:08.610
16		2:35.847 P	1:13.215	35.954	46.678	204.9	14:58:28.034	16		2:02.502 P	36.039	39.296	47.167	255.3	15:03:11.112
17		2:49.710 P	1:28.504	35.198	46.008	203.7	15:01:17.744								





**Autodromo Nazionale Monza**  
**Euroformula Open**  
**Free Practice - 2**  
**Lap Analysis**



25

Casper Stevenson

Dallara F320 HWA

28

Cameron Das

Dallara F320 Spiess

Rookie

Van Amersfoort Racing

Team Motopark

Lap	D	Time	Sector 1	Sector 2	Sector 3	T. Spd	Elapsed	Lap	D	Time	Sector 1	Sector 2	Sector 3	T. Spd	Elapsed
1		14:22:22.180	14:21:02.263	40.247	39.670	179.4	14:22:22.180	1		14:23:10.723 P	14:21:44.464	37.718	48.541	193.8	14:23:10.723
2		1:54.584 P	35.694	36.173	42.717	250.0	14:24:16.764	2		2:53.529	1:36.100	40.090	37.339	206.5	14:26:04.252
3		3:02.282	1:49.021	36.366	36.895	205.3	14:27:19.046	3		1:46.942	35.255	35.997	35.690	260.2	14:27:51.194
4		1:47.128	35.271	35.652	36.205	252.9	14:29:06.174	4		1:46.575	34.975	35.849	35.751	262.7	14:29:37.769
5		1:46.619	35.168	35.611	35.840	252.9	14:30:52.793	5		1:45.418	34.673	35.155	35.590	256.5	14:31:23.187
6		1:53.316 P	35.197	35.816	42.303	254.1	14:32:46.109	6		1:45.746	34.848	35.151	35.747	254.1	14:33:08.933
7		4:20.898	3:05.262	38.080	37.556	184.9	14:37:07.007	7		1:45.735	34.807	35.114	35.814	254.7	14:34:54.668
8		1:48.717	35.761	36.468	36.488	238.4	14:38:55.724	8		1:47.719	37.127	35.345	35.247	254.7	14:36:42.387
9		1:46.442	35.128	35.585	35.729	251.7	14:40:42.166	9		1:46.923	34.854	36.286	35.783	255.9	14:38:29.310
10		1:45.628	34.900	35.196	35.532	252.9	14:42:27.794	10		1:45.889	35.006	35.357	35.526	257.7	14:40:15.199
11		1:54.914 P	34.850	35.160	44.904	253.5	14:44:22.708	11		<del>1:45.886</del>	35.003	35.118	35.765	262.7	14:42:01.085
12		4:08.952	2:51.781	38.245	38.926	171.1	14:48:31.660	12		<del>1:46.112</del>	35.082	35.434	35.596	252.9	14:43:47.197
13		1:52.307	36.210	36.361	39.736	246.5	14:50:23.967	13		1:47.996	34.841	36.285	36.870	254.1	14:45:35.193
14		<del>1:49.905</del>	35.165	35.293	39.447	256.5	14:52:13.872	14		1:46.763	35.045	35.623	36.095	257.1	14:47:21.956
15		3:29.859	1:29.527	1:15.379	44.953	74.5	14:55:43.731	15		1:46.163	35.125	35.440	35.598	258.9	14:49:08.119
16		2:18.778	45.476	43.528	49.774	193.2	14:58:02.509	16		1:46.421	35.484	35.337	35.600	254.7	14:50:54.540
17		1:45.704	34.955	35.222	35.527	253.5	14:59:48.213	17		5:26.213 P	4:04.830	37.119	44.264	260.2	14:56:20.753
18		1:44.706	34.659	34.789	35.258	258.3	15:01:32.919	18		3:06.051	1:54.855	35.627	35.569	149.7	14:59:26.804
19		2:02.355 P	39.347	37.275	45.733	206.8	15:03:35.274	19		1:45.111	34.661	35.082	35.368	257.1	15:01:11.915
20								20		1:54.476 P	34.569	35.597	44.310	256.5	15:03:06.391

27

Louis Foster

Dallara F320 Spiess

35

Enzo Scionti

Dallara F320 HWA

CryptoTower Racing Team

Rookie

Driver

Lap	D	Time	Sector 1	Sector 2	Sector 3	T. Spd	Elapsed	Lap	D	Time	Sector 1	Sector 2	Sector 3	T. Spd	Elapsed
1		14:22:56.984 P	14:21:29.892	40.349	46.743	183.3	14:22:56.984	1		14:23:02.386 P	14:21:31.425	39.983	50.978	168.4	14:23:02.386
2		3:06.490	1:38.574	50.466	37.450	179.7	14:26:03.474	2		3:03.484	1:37.316	47.272	38.896	203.0	14:26:05.870
3		1:47.206	35.431	35.758	36.017	252.9	14:27:50.680	3		1:47.328	35.018	36.318	35.992	258.9	14:27:53.198
4		1:46.878	35.404	35.707	35.767	253.5	14:29:37.558	4		1:48.217	35.382	36.676	36.159	262.7	14:29:41.415
5		1:46.152	35.253	35.238	35.661	254.7	14:31:23.710	5		1:46.398	34.928	35.576	35.894	257.7	14:31:27.813
6		<del>1:45.718</del>	34.685	35.417	35.616	261.5	14:33:09.428	6		1:46.361	34.945	35.365	36.051	257.7	14:33:14.174
7		<del>1:45.576</del>	34.687	35.150	35.739	260.8	14:34:55.004	7		<del>1:46.122</del>	35.028	35.382	35.712	258.3	14:35:00.296
8		1:46.244	34.857	35.387	36.000	260.8	14:36:41.248	8		<del>1:46.113</del>	35.051	35.469	35.593	258.9	14:36:46.409
9		1:48.685	35.452	36.693	36.540	250.5	14:38:29.933	9		1:53.670 P	34.871	35.561	43.238	255.3	14:38:40.079
10		1:46.241	34.631	36.176	35.434	260.8	14:40:16.174	10		9:54.555	8:40.329	37.423	36.803	199.6	14:48:34.634
11		1:45.922	34.556	35.845	35.521	259.6	14:42:02.096	11		1:51.590	35.948	36.289	39.353	254.7	14:50:26.224
12		1:52.252 P	34.479	35.752	42.021	260.8	14:43:54.348	12		<del>1:48.089</del>	34.867	35.287	37.935	259.6	14:52:14.313
13		6:32.688	5:09.396	40.885	42.407	161.6	14:50:27.036	13		3:30.735	1:30.136	1:14.952	45.647	82.3	14:55:45.048
14		<del>2:23.406</del>	44.748	40.129	58.529	220.4	14:52:50.442	14		2:12.023	42.775	43.003	46.245	257.1	14:57:57.071
15		3:07.632	1:32.026	49.822	45.784	74.6	14:55:58.074	15		1:49.110	37.661	35.343	36.106	258.3	14:59:46.181
16		1:57.483	35.004	36.046	46.433	252.9	14:57:55.557	16		1:45.429	34.787	35.241	35.401	258.9	15:01:31.610
17		1:49.103	37.498	34.835	36.770	257.7	14:59:44.660	17		1:58.416 P	36.921	35.778	45.717	208.4	15:03:30.026
18		1:44.508	34.611	34.632	35.265	258.3	15:01:29.168								
19		1:56.131 P	37.785	35.345	43.001	200.3	15:03:25.299								





**Autodromo Nazionale Monza**  
**Euroformula Open**  
**Free Practice - 2**  
**Lap Analysis**



**52** Christian Mansell Dallara F320 Spiess **78** Nicolas Pino Dallara F320 HWA  
 Rookie Team Motopark Rookie Drivex

Lap	D	Time	Sector 1	Sector 2	Sector 3	T. Spd	Elapsed	Lap	D	Time	Sector 1	Sector 2	Sector 3	T. Spd	Elapsed
1		14:23:00.478 P	14:21:33.312	39.359	47.807	170.6	14:23:00.478	1		14:22:27.212 P	14:21:01.615	40.020	45.577	174.4	14:22:27.212
2		<del>3:02.937</del>	1:32.971	51.816	38.150	204.9	14:26:03.415	2		2:24.661 P	1:04.966	36.799	42.896	196.3	14:24:51.873
3		<del>1:49.568</del>	35.964	36.120	36.484	252.9	14:27:51.983	3		2:16.095	1:03.647	36.411	36.037	203.3	14:27:07.968
4		1:46.926	35.003	36.233	35.690	258.9	14:29:38.909	4		1:46.837	35.225	35.528	36.084	252.3	14:28:54.805
5		1:45.665	34.760	35.364	35.541	250.5	14:31:24.574	5		1:47.114	35.260	35.805	36.049	250.5	14:30:41.919
6		1:46.980	34.941	36.341	35.698	258.3	14:33:11.554	6		1:59.941	35.101	47.500	37.340	252.3	14:32:41.860
7		<b>1:45.175</b>	34.716	<b>35.069</b>	<b>35.390</b>	257.7	14:34:56.729	7		1:47.076	35.151	35.776	36.149	251.1	14:34:28.936
8		1:45.378	<b>34.602</b>	35.159	35.617	257.1	14:36:42.107	8		1:46.843	35.158	35.503	36.182	251.7	14:36:15.779
9		1:46.908	35.042	36.111	35.755	258.3	14:38:29.015	9		1:46.887	35.279	35.460	36.148	250.0	14:38:02.666
10		1:45.702	34.735	35.233	35.734	254.1	14:40:14.717	10		1:52.971 P	35.167	35.485	42.319	250.0	14:39:55.637
11		1:46.866	35.613	35.673	35.580	251.7	14:42:01.583	11		7:48.315	6:28.031	40.501	39.783	189.8	14:47:43.952
12		1:46.076	34.692	35.697	35.687	260.2	14:43:47.659	12		2:28.312	48.897	59.338	40.077	217.7	14:50:12.264
13		1:46.845	34.942	35.208	36.695	259.6	14:45:34.504	13		<del>1:48.434</del>	35.161	36.053	37.220	255.3	14:52:00.698
14		1:47.145	35.511	35.633	36.001	237.8	14:47:21.649	14		3:38.636	1:10.262	1:22.773	1:05.601	93.5	14:55:39.334
15		<del>1:46.842</del>	35.427	35.741	35.674	252.9	14:49:08.491	15		1:53.481	41.245	36.150	36.086	117.9	14:57:32.815
16		<del>1:45.744</del>	34.762	35.321	35.661	261.5	14:50:54.235	16		1:45.917	35.070	35.207	35.640	252.3	14:59:18.732
17		<del>2:09.748</del> P	35.171	35.351	59.226	252.9	14:53:03.983	17		<b>1:44.961</b>	<b>34.818</b>	<b>34.801</b>	<b>35.342</b>	254.7	15:01:03.693
18		5:36.179	4:23.446	36.490	36.243	201.1	14:58:40.162	18		1:57.503 P	37.385	36.409	43.709	191.4	15:03:01.196
19		1:58.500 P	36.826	36.306	45.368	251.7	15:00:38.662								

**71** Brad Benavides Dallara F320 Spiess **84** Francesco Simonazzi Dallara F320 Spiess  
 Carlin Rookie BVM Racing

Lap	D	Time	Sector 1	Sector 2	Sector 3	T. Spd	Elapsed	Lap	D	Time	Sector 1	Sector 2	Sector 3	T. Spd	Elapsed
1		14:22:45.697 P	14:21:14.178	41.831	49.688	164.3	14:22:45.697	1		14:23:23.839	14:22:02.209	42.121	39.509	131.3	14:23:23.839
2		<b>2:56.017</b> P	1:29.828	<b>38.387</b>	<b>47.802</b>	199.6	14:25:41.714	2		1:50.101	36.728	36.827	36.546	247.7	14:25:13.940
3		3:00.049 P	<b>1:26.453</b>	41.226	52.370	203.0	14:28:41.763	3		1:48.183	35.622	36.369	36.192	250.0	14:27:02.123
4		17:38.027 P	15:53.250	47.805	56.972	147.1	14:46:19.790	4		2:04.446 P	35.509	35.916	53.021	250.5	14:29:06.569
5								5		<del>4:16.014</del>	3:04.080	35.960	35.971	147.1	14:33:22.580
6								6		<del>1:49.030</del>	37.561	35.637	35.832	252.9	14:35:11.610
7								7		1:46.229	35.219	35.474	35.536	253.5	14:36:57.839
8								8		1:46.682	35.278	35.554	35.850	251.1	14:38:44.521
9								9		1:47.318	35.251	36.333	35.734	251.1	14:40:31.839
10								10		1:52.909 P	35.088	35.587	42.234	251.1	14:42:24.748
11								11		7:56.946	6:21.484	50.790	44.672	131.8	14:50:21.694
12								12		<del>1:58.884</del>	36.006	37.049	45.829	249.4	14:52:20.578
13								13		3:26.333	1:29.891	1:12.463	43.979	80.6	14:55:46.911
14								14		1:55.144	38.626	37.963	38.555	254.1	14:57:42.055
15								15		1:45.509	34.991	35.246	35.272	253.5	14:59:27.564
16								16		<b>1:44.922</b>	<b>34.697</b>	<b>35.065</b>	<b>35.160</b>	257.7	15:01:12.486
17								17		1:55.180 P	34.716	35.331	45.133	260.2	15:03:07.666

**74** Cem Bolukbasi Dallara F320 HWA  
 Van Amersfoort Racing

Lap	D	Time	Sector 1	Sector 2	Sector 3	T. Spd	Elapsed
1		14:23:15.570 P	14:21:40.810	40.674	54.086	170.6	14:23:15.570
2		3:07.143 P	1:43.807	37.738	45.598	185.8	14:26:22.713
3		2:20.937	1:08.413	36.209	36.315	200.0	14:28:43.650
4		1:47.494	35.537	35.765	36.192	251.7	14:30:31.144
5		1:46.361	35.194	35.427	35.740	252.9	14:32:17.505
6		1:46.437	35.096	35.554	35.787	253.5	14:34:03.942
7		1:46.306	35.083	35.500	35.723	253.5	14:35:50.248
8		1:46.473	35.141	35.497	35.835	252.9	14:37:36.721
9		1:46.552	35.101	35.627	35.824	252.3	14:39:23.273
10		1:46.550	35.084	35.650	35.816	252.3	14:41:09.823
11		1:57.147 P	37.664	36.309	43.174	251.7	14:43:06.970
12		5:25.138	4:08.560	37.960	38.618	174.4	14:48:32.108
13		1:52.811	36.642	36.015	40.154	240.5	14:50:24.919
14		<del>1:48.540</del>	<b>34.648</b>	35.064	38.828	260.2	14:52:13.459
15		3:27.726	1:29.045	1:14.987	43.694	79.7	14:55:41.185
16		1:47.252	36.162	35.442	35.648	254.1	14:57:28.437
17		1:45.429	35.007	35.168	35.254	252.3	14:59:13.866
18		<b>1:44.987</b>	34.901	<b>34.922</b>	<b>35.164</b>	252.9	15:00:58.853
19		1:59.802 P	34.985	35.026	49.791	253.5	15:02:58.655





**Autodromo Nazionale Monza**  
**Euroformula Open**  
**Free Practice - 2**  
**Lap Analysis**



**88**

Filip Kaminiaz

Dallara F320 Spiess

CryptoTower Racing Team

Lap	D	Time	Sector 1	Sector 2	Sector 3	T. Spd	Elapsed
1		14:22:48.496	14:21:28.245	41.297	38.954	180.9	14:22:48.496
2		1:54.989	38.091	38.355	38.543	206.1	14:24:43.485
3		1:52.216	35.308	39.408	37.500	253.5	14:26:35.701
4		1:50.025	35.143	35.739	39.143	253.5	14:28:25.726
5		<b>1:45.760</b>	35.054	35.148	<b>35.558</b>	254.1	14:30:11.486
6		1:49.565	35.018	35.174	39.373	252.9	14:32:01.051
7		1:47.053	35.053	35.359	36.641	255.3	14:33:48.104
8		1:50.772	35.549	35.931	39.292	246.0	14:35:38.876
9		1:45.845	34.871	35.138	35.836	255.9	14:37:24.721
10		1:53.890 P	35.130	35.136	43.624	251.7	14:39:18.611
11		8:34.435	7:06.295	43.025	45.115	140.8	14:47:53.046
12		2:18.408	47.016	51.799	39.593	232.2	14:50:11.454
13		1:46.855	35.001	35.681	36.173	252.3	14:51:58.309
14		3:44.837	1:07.528	1:23.325	1:13.984	131.8	14:55:43.146
15		2:04.523	38.882	45.009	40.632	216.8	14:57:47.669
16		1:46.435	<b>34.828</b>	35.535	36.072	252.9	14:59:34.104
17		1:49.246	34.873	<b>34.980</b>	39.393	254.1	15:01:23.350
18		1:56.579 P	34.896	35.019	46.664	255.3	15:03:19.929





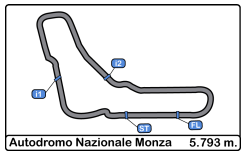
**Autodromo Nazionale Monza**  
**Euroformula Open**  
**Free Practice - 2**  
**Best Sectors Results**



Sector - 1			Sector - 2			Sector - 3			Ideal Lap vs Best Lap						
Clas	Nº	Driver	Time	Nº	Driver	Time	Nº	Driver	Time	Clas	Nº	Driver	Ideal Lap	Best Lap	Clas
1	27	Louis Foster	34.479	21	Josh Mason	34.546	21	Josh Mason	35.037	1	21	Josh Mason	1:44.288	1:44.493	1
2	15	Enzo Trulli	34.548	27	Louis Foster	34.632	84	Francesco Simonazzi	35.160	2	27	Louis Foster	1:44.376	1:44.508	2
3	10	Reshad de Gerus	34.554	15	Enzo Trulli	34.632	74	Cem Bolukbasi	35.164	3	15	Enzo Trulli	1:44.487	1:44.669	3
4	28	Cameron Das	34.569	25	Casper Stevenson	34.789	28	Cameron Das	35.247	4	25	Casper Stevenson	1:44.706	1:44.706	4
5	52	Christian Mansell	34.602	78	Nicolas Pino	34.801	25	Casper Stevenson	35.258	5	74	Cem Bolukbasi	1:44.734	1:44.987	8
6	74	Cem Bolukbasi	34.648	10	Reshad de Gerus	34.893	27	Louis Foster	35.265	6	18	Nazim Azman	1:44.879	1:44.879	5
7	25	Casper Stevenson	34.659	18	Nazim Azman	34.900	18	Nazim Azman	35.299	7	28	Cameron Das	1:44.898	1:45.111	10
8	18	Nazim Azman	34.680	74	Cem Bolukbasi	34.922	15	Enzo Trulli	35.307	8	10	Reshad de Gerus	1:44.916	1:45.020	9
9	84	Francesco Simonazzi	34.697	88	Filip Kaminiarz	34.980	78	Nicolas Pino	35.342	9	84	Francesco Simonazzi	1:44.922	1:44.922	6
10	21	Josh Mason	34.705	84	Francesco Simonazzi	35.065	52	Christian Mansell	35.390	10	78	Nicolas Pino	1:44.961	1:44.961	7
11	35	Enzo Scionti	34.787	52	Christian Mansell	35.069	35	Enzo Scionti	35.401	11	52	Christian Mansell	1:45.061	1:45.175	11
12	78	Nicolas Pino	34.818	28	Cameron Das	35.082	10	Reshad de Gerus	35.469	12	88	Filip Kaminiarz	1:45.366	1:45.760	13
13	88	Filip Kaminiarz	34.828	35	Enzo Scionti	35.241	88	Filip Kaminiarz	35.558	13	35	Enzo Scionti	1:45.429	1:45.429	12
14	71	Brad Benavides	1:26.453	71	Brad Benavides	38.387	71	Brad Benavides	47.802	14	71	Brad Benavides	2:52.642	2:56.017	14







**Autodromo Nazionale Monza**  
**Euroformula Open**  
**Free Practice - 2**  
**Best 5 Lap Times**



Autodromo Nazionale Monza 5.793 m

Cls	N°	Driver	Nat	Cat	Cls	Team	Nat	Vehicle	Best 1		Best 2		Best 3		Best 4		Best 5	
									Time	Lap	Time	Lap	Time	Lap	Time	Lap	Time	Lap
1	21	Josh Mason				Double R Racing		Dallara F320 HWA	1:44.493	15	1:45.010	14	1:45.782	7	1:47.787	3	1:48.349	4
2	27	Louis Foster				CryptoTower Racing Team		Dallara F320 Spiess	1:44.508	18	1:45.922	11	1:46.152	5	1:46.241	10	1:46.244	8
3	15	Enzo Trulli		R	1	Carlin		Dallara F320 Spiess	1:44.669	9	1:44.923	11	1:44.988	12	1:45.042	7	1:45.047	8
4	25	Casper Stevenson			2	Van Amersfoort Racing		Dallara F320 HWA	1:44.706	18	1:45.628	10	1:45.704	17	1:46.442	9	1:46.619	5
5	18	Nazim Azman				CryptoTower Racing Team		Dallara F320 Spiess	1:44.879	18	1:45.760	10	1:45.992	6	1:46.662	4	1:47.130	8
6	84	Francesco		R	3	BVM Racing		Dallara F320 Spiess	1:44.922	16	1:45.509	15	1:46.229	7	1:46.682	8	1:47.318	9
7	78	Nicolas Pino		R	4	Drivex		Dallara F320 HWA	1:44.961	17	1:45.917	16	1:46.837	4	1:46.843	8	1:46.887	9
8	74	Cem Bolukbasi				Van Amersfoort Racing		Dallara F320 HWA	1:44.987	18	1:45.429	17	1:46.306	7	1:46.361	5	1:46.437	6
9	10	Reshad de Gerus				Team Motopark		Dallara F320 Spiess	1:45.020	18	1:45.503	7	1:45.681	11	1:45.687	6	1:45.755	5
10	28	Cameron Das				Team Motopark		Dallara F320 Spiess	1:45.111	19	1:45.418	5	1:45.735	7	1:45.746	6	1:45.889	10
11	52	Christian Mansell		R	5	Team Motopark		Dallara F320 Spiess	1:45.175	7	1:45.378	8	1:45.665	5	1:45.702	10	1:46.076	12
12	35	Enzo Scionti		R	6	Drivex		Dallara F320 HWA	1:45.429	16	1:46.361	6	1:46.398	5	1:47.328	3	1:48.217	4
13	88	Filip Kaminiarz				CryptoTower Racing Team		Dallara F320 Spiess	1:45.760	5	1:45.845	9	1:46.435	16	1:46.855	13	1:47.053	7
14	71	Brad Benavides				Carlin		Dallara F320 Spiess	2:56.017	2	3:00.049	3	17:38.02	4				







**Autodromo Nazionale Monza**  
**Euroformula Open**  
**Free Practice - 2**  
**Best 5 Top Speeds**



Clas	N°	Driver	Nat	Cat	Cls	Team	Nat	Vehicle	Top 1		Top 2		Top 3		Top 4		Top 5		Avg
									Km/h	Lap	Km/h	Lap	Km/h	Lap	Km/h	Lap	Km/h	Lap	
1	10	Reshad de Gerus		FRN		Team Motopark		Dallara F320 Spiess	262.7	12	261.5	11	260.2	4	260.2	7	259.6	5	260.8
2	28	Cameron Das		USA		Team Motopark		Dallara F320 Spiess	262.7	4	262.7	11	260.2	3	260.2	17	258.9	15	261.0
3	35	Enzo Scionti		USA	R 1	Drivex		Dallara F320 HWA	262.7	4	259.6	12	258.9	3	258.9	8	258.9	16	259.8
4	21	Josh Mason		GBR		Double R Racing		Dallara F320 HWA	261.5	6	258.9	7	255.3	16	254.1	13	254.1	15	256.8
5	27	Louis Foster		GBR		CryptoTower Racing Team		Dallara F320 Spiess	261.5	6	260.8	7	260.8	8	260.8	10	260.8	12	260.9
6	52	Christian Mansell		AUS	R 2	Team Motopark		Dallara F320 Spiess	261.5	16	260.2	12	259.6	13	258.9	4	258.3	6	259.7
7	74	Cem Bolukbasi		TUR		Van Amersfoort Racing		Dallara F320 HWA	260.2	14	254.1	16	253.5	6	253.5	7	253.5	19	254.9
8	84	Francesco Simonazzi		ITA	R 3	BVM Racing		Dallara F320 Spiess	260.2	17	257.7	16	254.1	14	253.5	7	253.5	15	255.8
9	18	Nazim Azman		MYS		CryptoTower Racing Team		Dallara F320 Spiess	258.9	18	257.1	4	257.1	8	255.9	19	255.3	6	256.9
10	25	Casper Stevenson		GBR	R 4	Van Amersfoort Racing		Dallara F320 HWA	258.3	18	256.5	14	254.1	6	253.5	11	253.5	17	255.2
11	15	Enzo Trulli		ITA	R 5	Carlin		Dallara F320 Spiess	257.7	12	257.1	8	257.1	11	256.5	9	255.9	13	256.8
12	88	Filip Kaminiaz		POL		CryptoTower Racing Team		Dallara F320 Spiess	255.9	9	255.3	7	255.3	18	254.1	5	254.1	17	254.9
13	78	Nicolas Pino		CHL	R 6	Drivex		Dallara F320 HWA	255.3	13	254.7	17	252.3	4	252.3	6	252.3	16	253.4
14	71	Brad Benavides		USA		Carlin		Dallara F320 Spiess	203.0	3	199.6	2	164.3	1	147.1	4			178.5





**Autodromo Nazionale Monza**  
**Euroformula Open**  
**Free Practice - 2**  
**Fastest Laps Sequence**



Autodromo Nazionale Monza 5.793 m.

Lap	Time of Day	Session Time	N°	Driver	Nat	Cat	Team	Nat	Vehicle	Time	Km/h
2	14:24:16.764	4:16.764	25	Casper Stevenson		GBR	R Van Amersfoort Racing		NLD Dallara F320 HWA	1:54.584	182.0
2	14:24:40.603	4:40.603	18	Nazim Azman		MYS	CryptoTower Racing Team		JPN Dallara F320 Spiess	1:53.125	184.3
2	14:24:44.261	4:44.261	21	Josh Mason		GBR	Double R Racing		GBR Dallara F320 HWA	1:49.923	189.7
3	14:26:32.048	6:32.048	21	Josh Mason		GBR	Double R Racing		GBR Dallara F320 HWA	1:47.787	193.4
3	14:27:50.680	7:50.680	27	Louis Foster		GBR	CryptoTower Racing Team		JPN Dallara F320 Spiess	1:47.206	194.5
3	14:27:51.194	7:51.194	28	Cameron Das		USA	Team Motopark		DEU Dallara F320 Spiess	1:46.942	195.0
4	14:28:24.165	8:24.165	18	Nazim Azman		MYS	CryptoTower Racing Team		JPN Dallara F320 Spiess	1:46.662	195.5
4	14:29:37.769	9:37.769	28	Cameron Das		USA	Team Motopark		DEU Dallara F320 Spiess	1:46.575	195.6
4	14:29:38.427	9:38.427	10	Reshad de Gerus		FRA	Team Motopark		DEU Dallara F320 Spiess	1:46.198	196.3
5	14:30:11.486	10:11.486	88	Filip Kaminiarz		POL	CryptoTower Racing Team		JPN Dallara F320 Spiess	1:45.760	197.1
5	14:31:23.187	11:23.187	28	Cameron Das		USA	Team Motopark		DEU Dallara F320 Spiess	1:45.418	197.8
6	14:33:19.552	13:19.552	15	Enzo Trulli		ITA	R Carlin		GBR Dallara F320 Spiess	1:45.362	197.9
7	14:34:56.729	14:56.729	52	Christian Mansell		AUS	R Team Motopark		DEU Dallara F320 Spiess	1:45.175	198.2
7	14:35:04.594	15:04.594	15	Enzo Trulli		ITA	R Carlin		GBR Dallara F320 Spiess	1:45.042	198.5
9	14:38:34.310	18:34.310	15	Enzo Trulli		ITA	R Carlin		GBR Dallara F320 Spiess	1:44.669	199.2
15	15:01:08.610	41:08.610	21	Josh Mason		GBR	Double R Racing		GBR Dallara F320 HWA	1:44.493	199.5





**Autodromo Nazionale Monza**  
**Euroformula Open**  
**Free Practice - 2**  
**Event Best Maximum Speed**



N°	Driver	Nat	Cat	Clas	Team	Nat	Vehicle	Km/h	Session	
25	Casper Stevenson		GBR	R	1	Van Amersfoort Racing		Dallara F320 HWA	<b>264.0</b>	Private test - 1
21	Josh Mason		GBR			Double R Racing		Dallara F320 HWA	<b>264.0</b>	Private test - 3
84	Francesco Simonazzi		ITA	R	2	BVM Racing		Dallara F320 Spiess	<b>262.7</b>	Private test - 3
28	Cameron Das		USA			Team Motopark		Dallara F320 Spiess	<b>262.7</b>	Free Practice - 2
35	Enzo Scionti		USA	R	3	Drivex		Dallara F320 HWA	<b>262.7</b>	Free Practice - 2
10	Reshad de Gerus		FRA			Team Motopark		Dallara F320 Spiess	<b>262.7</b>	Free Practice - 2
71	Brad Benavides		USA			Carlin		Dallara F320 Spiess	<b>262.1</b>	Private test - 1
27	Louis Foster		GBR			CryptoTower Racing Team		Dallara F320 Spiess	<b>261.5</b>	Free Practice - 2
52	Christian Mansell		AUS	R	4	Team Motopark		Dallara F320 Spiess	<b>261.5</b>	Free Practice - 2
74	Cem Bolukbasi		TUR			Van Amersfoort Racing		Dallara F320 HWA	<b>260.8</b>	Free Practice - 1
88	Filip Kaminiarz		POL			CryptoTower Racing Team		Dallara F320 Spiess	<b>260.2</b>	Private test - 3
15	Enzo Trulli		ITA	R	5	Carlin		Dallara F320 Spiess	<b>260.2</b>	Free Practice - 1
18	Nazim Azman		MYS			CryptoTower Racing Team		Dallara F320 Spiess	<b>258.9</b>	Free Practice - 2
78	Nicolas Pino		CHL	R	6	Drivex		Dallara F320 HWA	<b>258.3</b>	Free Practice - 1





**Autodromo Nazionale Monza**  
**Euroformula Open**  
**Free Practice - 2**  
**Pit Stop Analysis**



**10** Reshad de Gerus Dallara F320 Spiess  
 Team Motopark

N°	In Day Time	In Time	Out Time	Pit Time	T. Pit Time	Handicap	Penalty
1	14:22:52.991	14:22:52.991	14:23:35.149	42.158	42.158		
2	14:43:50.357	14:43:50.357	14:48:28.162	4:37.805	5:19.963		

**15** Enzo Trulli Dallara F320 Spiess  
 Rookie Carlin

N°	In Day Time	In Time	Out Time	Pit Time	T. Pit Time	Handicap	Penalty
1	14:22:36.195	14:22:36.195	14:23:08.316	32.121	32.121		
2	14:25:23.001	14:25:23.001	14:25:53.440	30.439	1:02.560		
3	14:47:25.263	14:47:25.263	14:52:22.477	4:57.214	5:59.774		
4	14:55:45.944	14:55:45.944	14:56:17.158	31.214	6:30.988		
5	14:58:22.017	14:58:22.017	14:58:51.075	29.058	7:00.046		

**18** Nazim Azman Dallara F320 Spiess  
 CryptoTower Racing Team

N°	In Day Time	In Time	Out Time	Pit Time	T. Pit Time	Handicap	Penalty
1	14:41:04.538	14:41:04.538	14:45:34.205	4:29.667	4:29.667		

**21** Josh Mason Dallara F320 HWA  
 Double R Racing

N°	In Day Time	In Time	Out Time	Pit Time	T. Pit Time	Handicap	Penalty
1	14:35:37.313	14:35:37.313	14:45:40.650	10:03.337	10:03.337		
2	14:47:43.985	14:47:43.985	14:48:12.784	28.799	10:32.136		

**25** Casper Stevenson Dallara F320 HWA  
 Rookie Van Amersfoort Racing

N°	In Day Time	In Time	Out Time	Pit Time	T. Pit Time	Handicap	Penalty
1	14:24:11.532	14:24:11.532	14:25:19.563	1:08.031	1:08.031		
2	14:32:41.846	14:32:41.846	14:35:12.499	2:30.653	3:38.684		
3	14:44:17.347	14:44:17.347	14:46:34.100	2:16.753	5:55.437		

**27** Louis Foster Dallara F320 Spiess  
 CryptoTower Racing Team

N°	In Day Time	In Time	Out Time	Pit Time	T. Pit Time	Handicap	Penalty
1	14:22:51.386	14:22:51.386	14:23:29.565	38.179	38.179		
2	14:43:49.135	14:43:49.135	14:48:22.495	4:33.360	5:11.539		

**28** Cameron Das Dallara F320 Spiess  
 Team Motopark

N°	In Day Time	In Time	Out Time	Pit Time	T. Pit Time	Handicap	Penalty
1	14:23:04.577	14:23:04.577	14:23:53.355	48.778	48.778		
2	14:56:15.157	14:56:15.157	14:57:27.296	1:12.139	2:00.917		

**35** Enzo Scionti Dallara F320 HWA  
 Rookie Drivex

N°	In Day Time	In Time	Out Time	Pit Time	T. Pit Time	Handicap	Penalty
1	14:22:55.879	14:22:55.879	14:23:43.062	47.183	47.183		
2	14:38:34.754	14:38:34.754	14:46:43.219	8:08.465	8:55.648		

**52** Christian Mansell Dallara F320 Spiess  
 Rookie Team Motopark

N°	In Day Time	In Time	Out Time	Pit Time	T. Pit Time	Handicap	Penalty
1	14:22:54.150	14:22:54.150	14:23:39.278	45.128	45.128		
2	14:52:58.664	14:52:58.664	14:56:35.933	3:37.269	4:22.397		

**71** Brad Benavides Dallara F320 Spiess  
 Carlin

N°	In Day Time	In Time	Out Time	Pit Time	T. Pit Time	Handicap	Penalty
1	14:22:38.841	14:22:38.841	14:23:11.375	32.534	32.534		
2	14:25:35.617	14:25:35.617	14:26:02.281	26.664	59.198		
3	14:28:35.482	14:28:35.482	14:43:47.946	15:12.464	16:11.662		

**74** Cem Bolukbasi Dallara F320 HWA  
 Van Amersfoort Racing

N°	In Day Time	In Time	Out Time	Pit Time	T. Pit Time	Handicap	Penalty
1	14:23:06.928	14:23:06.928	14:24:06.224	59.296	59.296		
2	14:26:17.112	14:26:17.112	14:26:45.828	28.716	1:28.012		
3	14:43:01.250	14:43:01.250	14:46:36.888	3:35.638	5:03.650		

**78** Nicolas Pino Dallara F320 HWA  
 Rookie Drivex

N°	In Day Time	In Time	Out Time	Pit Time	T. Pit Time	Handicap	Penalty
1	14:22:21.848	14:22:21.848	14:22:47.858	26.010	26.010		
2	14:24:46.507	14:24:46.507	14:25:12.317	25.810	51.820		
3	14:39:50.314	14:39:50.314	14:45:42.250	5:51.936	6:43.756		


**84** Francesco Simonazzi Dallara F320 Spiess  
 Rookie BVM Racing

N°	In Day Time	In Time	Out Time	Pit Time	T. Pit Time	Handicap	Penalty
1	14:29:00.820	14:29:00.820	14:31:00.255	1:59.435	1:59.435		
2	14:42:19.203	14:42:19.203	14:47:54.231	5:35.028	7:34.463		

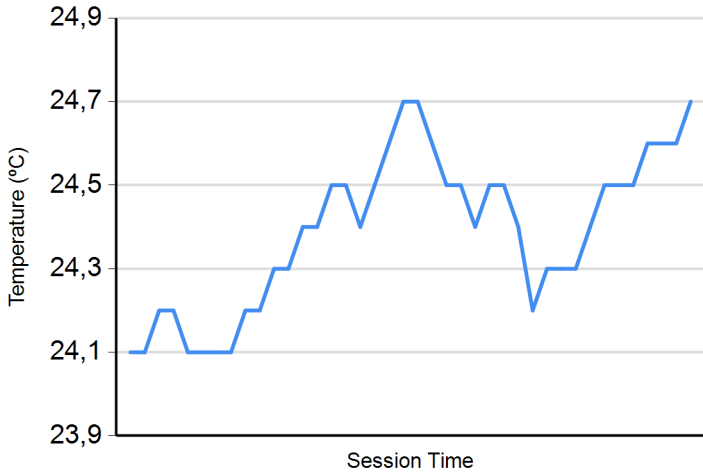
**88** Filip Kaminiarz Dallara F320 Spiess  
 CryptoTower Racing Team

N°	In Day Time	In Time	Out Time	Pit Time	T. Pit Time	Handicap	Penalty
1	14:39:13.394	14:39:13.394	14:45:36.474	6:23.080	6:23.080		

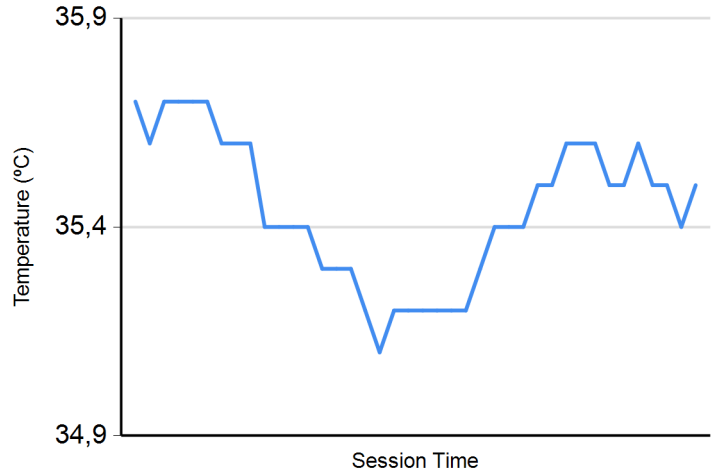




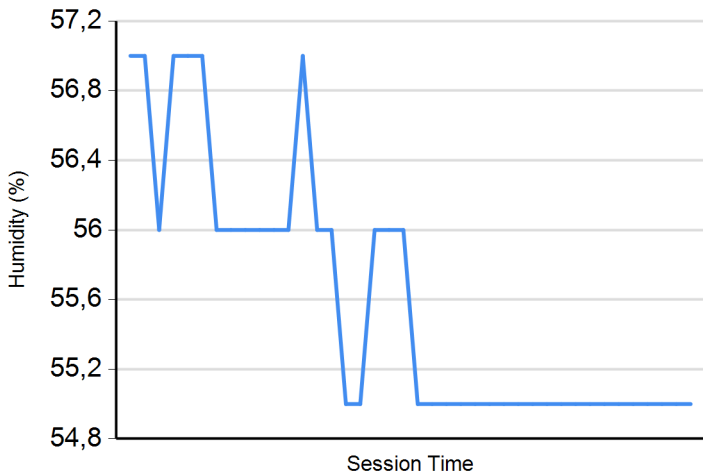
**Air Temperature**



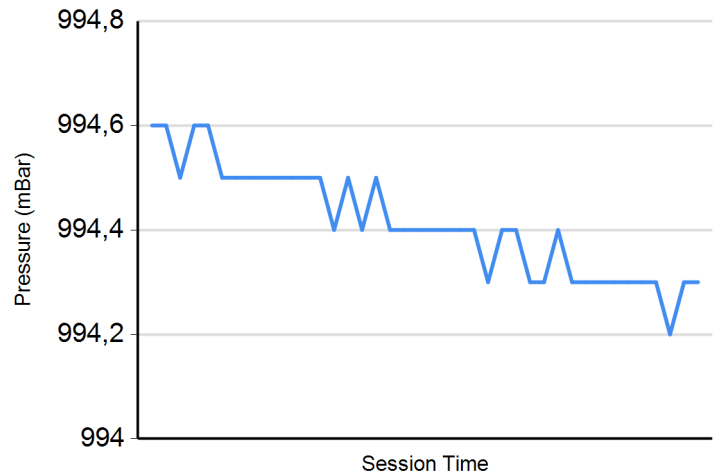
**Track Temperature**



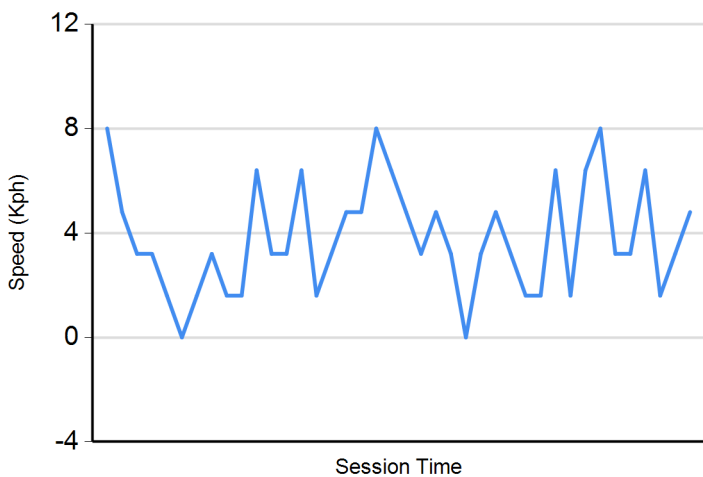
**Humidity**



**Pressure**

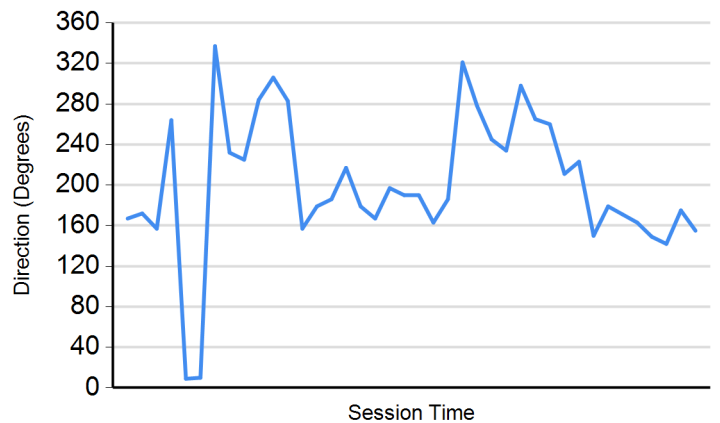


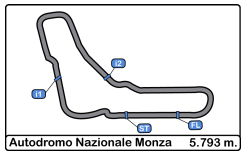
**Wind Speed**



**Wind direction**

North = 0°/360° Est = 90° South = 180° West = 270°





**Autodromo Nazionale Monza**  
**Euroformula Open**  
**Free Practice - 1 - 2**  
**Combined Results**




Cls	Nº	Driver	Nat	Cat	Clas	Team	Nat	Vehicle	Laps	FP1	FP2	Best	Gap	Interval	Km/h		
1	15	Enzo Trulli	ITA	R	1	Carlin	GBR	Dallara F320 Spiess	35	1:43.758	17	1:44.669	9	1:43.758	200.9		
2	21	Josh Mason	GBR			Double R Racing	GBR	Dallara F320 HWA	34	1:43.988	17	1:44.493	15	1:43.988	0.230	0.230	200.5
3	28	Cameron Das	USA			Team Motopark	DEU	Dallara F320 Spiess	39	1:44.008	18	1:45.111	19	1:44.008	0.250	0.020	200.5
4	52	Christian Mansell	AUS	R	2	Team Motopark	DEU	Dallara F320 Spiess	36	1:44.226	16	1:45.175	7	1:44.226	0.468	0.218	200.0
5	27	Louis Foster	GBR			CryptoTower Racing Team	JPN	Dallara F320 Spiess	38	1:44.515	16	1:44.508	18	1:44.508	0.750	0.282	199.5
6	78	Nicolas Pino	CHL	R	3	Drivex	ESP	Dallara F320 HWA	39	1:44.639	17	1:44.961	17	1:44.639	0.881	0.131	199.3
7	25	Casper Stevenson	GBR	R	4	Van Amersfoort Racing	NLD	Dallara F320 HWA	39	1:44.643	18	1:44.706	18	1:44.643	0.885	0.004	199.2
8	10	Reshad de Gerus	PAK			Team Motopark	DEU	Dallara F320 Spiess	36	1:44.804	16	1:45.020	18	1:44.804	1.046	0.161	198.9
9	18	Nazim Azman	MYS			CryptoTower Racing Team	JPN	Dallara F320 Spiess	38	1:44.996	18	1:44.879	18	1:44.879	1.121	0.075	198.8
10	84	Francesco Simonazzi	ITA	R	5	BVM Racing	ITA	Dallara F320 Spiess	29	1:45.509	11	1:44.922	16	1:44.922	1.164	0.043	198.7
11	74	Cem Bolukbasi	TUR			Van Amersfoort Racing	NLD	Dallara F320 HWA	33	1:45.158	10	1:44.987	18	1:44.987	1.229	0.065	198.6
12	71	Brad Benavides	USA			Carlin	GBR	Dallara F320 Spiess	23	1:45.299	9	2:56.017	2	1:45.299	1.541	0.312	198.0
13	88	Filip Kaminiarz	POL			CryptoTower Racing Team	JPN	Dallara F320 Spiess	37	1:45.418	15	1:45.760	5	1:45.418	1.660	0.119	197.8
14	35	Enzo Scionti	USA	R	6	Drivex	ESP	Dallara F320 HWA	34	1:45.807	13	1:45.429	16	1:45.429	1.671	0.011	197.8

**\* PENALTIES**

- CAR 27 TIME 1:58.704 DELETED TRACK LIMITS AT T 11
- CAR 10 TIME 1:48.028 DELETED TRACK LIMITS AT T 10
- CAR 27 TIME 1:50.664 DELETED TRACK LIMITS AT T 10
- CAR 28 TIME 1:50.508 DELETED TRACK LIMITS AT T 10
- CAR 25 TIME 2:26.034 DELETED TRACK LIMITS AT T 11
- CAR 25 TIME 2:26.034 DELETED TRACK LIMITS AT T 11
- CAR 25 TIME 1:47.480 DELETED TRACK LIMITS AT T 11
- CAR 15 TIME 1:55.189 DELETED TRACK LIMITS AT T 11
- CAR 21 TIME 1:47.661 DELETED TRACK LIMITS AT T 11
- CAR 71 TIME 1:49.222 DELETED TRACK LIMITS AT T 11
- CAR 27 TIME 1:50.142 DELETED TRACK LIMITS AT T 11
- CAR 84 TIME 1:45.455 DELETED TRACK LIMITS AT T 11
- CAR 84 TIME 1:46.744 DELETED TRACK LIMITS AT T 11
- CAR 84 TIME 1:45.105 DELETED TRACK LIMITS AT T 11
- CAR 21 TIME 1:46.680 DELETED TRACK LIMITS AT T 11
- CAR 35 TIME 9:06:11.403 DELETED TRACK LIMITS AT T 11
- CAR 15 TIME 1:44.593 DELETED TRACK LIMITS AT T 11
- CAR 25 TIME 1:47.980 DELETED TRACK LIMITS AT T 11
- CAR 21 TIME 1:44.931 DELETED TRACK LIMITS AT T 11
- CAR 35 TIME 9:06:11.403 DELETED TRACK LIMITS AT T 11
- CAR 88 TIME 1:49.805 DELETED TRACK LIMITS AT T 11
- CAR 74 TIME 1:45.162 DELETED TRACK LIMITS AT T 11
- CAR 35 TIME 1:45.303 DELETED TRACK LIMITS AT T 11
- CAR 35 TIME 1:48.581 DELETED TRACK LIMITS AT T 11
- CAR 52 TIME 1:47.527 DELETED TRACK LIMITS AT T 11
- CAR 21 TIME 3:17.690 DELETED TRACK LIMITS AT T 11
- CAR 35 TIME 1:44.921 DELETED TRACK LIMITS AT T 11
- CAR 52 TIME 3:02.937 DELETED TRACK LIMITS AT T 11
- CAR 52 TIME 3:02.937 DELETED TRACK LIMITS AT T 11 - FOLLOWING LAP WILL ALSO BE DELETED
- CAR 27 TIME 1:45.718 DELETED TRACK LIMITS AT T 11 - FOLLOWING LAP WILL ALSO BE DELETED
- CAR 84 TIME 4:16.011 DELETED TRACK LIMITS AT T 11 - FOLLOWING LAP WILL ALSO BE DELETED
- CAR 35 TIME 1:46.122 DELETED TRACK LIMITS AT T 11 - FOLLOWING LAP WILL ALSO BE DELETED
- CAR 28 TIME 1:45.886 DELETED TRACK LIMITS AT T 11 - FOLLOWING LAP WILL ALSO BE DELETED
- CAR 52 TIME 1:46.842 DELETED TRACK LIMITS AT T 11 - FOLLOWING LAP WILL ALSO BE DELETED

Published at:.....

<b>Stewards:</b>	<b>Race Director:</b>	<b>Timekeeper:</b>  Luis Angel Garcia Nufez JOB/I-0020-ESP
------------------	-----------------------	--

