

Circuit de Barcelona
Euroformula Open
Race - 2
Provisional Results



Clas	Nº	Driver	Nat	Cat	Clas	Team	Nat	Vehicle	Laps	Total Time	Gap	Interval	Km/h	Best	Time	Km/h
1	52	Jak Crawford	USA	R	1	Team Motopark	DEU	Dallara F320 Spiess	18	29:21.030			172.0	3	1:36.779	173.9
2	27	Louis Foster	GBR			CryptoTower Racing Team	JPN	Dallara F320 Spiess	18	29:21.198	0.168	0.168	172.0	7	1:37.009	173.4
3	15	Enzo Trulli	ITA	R	2	Carlin	GBR	Dallara F320 Spiess	18	29:32.007	10.977	10.809	170.9	3	1:37.764	172.1
4	74	Cem Bolukbasi	TUR			Van Amersfoort Racing	NLD	Dallara F320 HWA	18	29:32.740	11.710	0.733	170.8	5	1:37.629	172.3
5	1	Cameron Das	USA			Team Motopark	DEU	Dallara F320 Spiess	18	29:34.287	13.257	1.547	170.7	5	1:37.264	173.0
6	71	Brad Benavides	USA			Carlin	GBR	Dallara F320 Spiess	18	29:37.879	16.849	3.592	170.3	5	1:37.943	171.8
7	18	Nazim Azman	MYS			CryptoTower Racing Team	JPN	Dallara F320 Spiess	18	29:39.388	18.358	1.509	170.2	8	1:37.740	172.1
8	25	Casper Stevenson	GBR	R	3	Van Amersfoort Racing	NLD	Dallara F320 HWA	18	29:41.053	20.023	1.665	170.0	7	1:37.918	171.8
9	88	Filip Kaminiarz	POL			CryptoTower Racing Team	JPN	Dallara F320 Spiess	18	29:42.187	21.157	1.134	169.9	7	1:37.810	172.0
10	26	Sebastian Alvarez	MEX			Double R Racing	GBR	Dallara F320 HWA	18	29:43.465	22.435	1.278	169.8	10	1:38.114	171.5
11	8	Rafael Villagomez	MEX			Van Amersfoort Racing	NLD	Dallara F320 HWA	18	29:48.242	27.212	4.777	169.4	8	1:38.223	171.3
12	84	Francesco Simonazzi	ITA	R	4	BVM Racing	ITA	Dallara F320 Spiess	18	29:53.366	32.336	5.124	168.9	11	1:38.793	170.3
13	78	Dexter Patterson	GBR			Drivex	ESP	Dallara F320 HWA	18	30:02.166	41.136	8.800	168.0	10	1:39.170	169.7
14	35	Enzo Scionti	USA	R	5	Drivex	ESP	Dallara F320 HWA	18	30:03.437	42.407	1.271	167.9	5	1:38.901	170.1
15	21	Josh Mason	GBR			Double R Racing	GBR	Dallara F320 HWA	18	30:10.903	49.873	7.466	167.2	9	1:37.730	172.2
16	10	Christian Mansell	AUS	R	6	Team Motopark	DEU	Dallara F320 Spiess	17	30:22.449	1 Lap	1 Lap	156.9	17	1:37.088	173.3

Fastest lap Jak Crawford in 1:36.779 at 173.9 Km/h in lap 3

*** PENALTIES**

- CAR 21 TIME 1:39.394 DELETED TRACK LIMITS AT T 15
- CAR 84 TIME 1:39.047 DELETED TRACK LIMITS AT T 15 + FOLLOWING LAP
- CAR 35 TIME 1:39.833 DELETED TRACK LIMITS AT T 15 + FOLLOWING LAP

Published at:.....

Track Temp: 12.8 °C Air Temp: 15.2 °C Humidity: 61 % Track Status: DRY

Stewards:

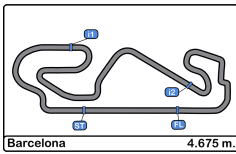
Race Director:

Timekeeper:

Luis Angel García Nuñez

JOB/I-0020-ESP





Circuit de Barcelona
Euroformula Open
Race - 2
Provisional Results by Category



Clas	Nº	Driver	Nat	Cat	Clas	Team	Nat	Vehicle	Laps	Total Time	Gap	Interval	Km/h	Best	Time	Km/h
1	27	Louis Foster	GBR			CryptoTower Racing Team	JPN	Dallara F320 Spiess	18	29:21.198			172.0	7	1:37.009	173.4
2	74	Cem Bolukbasi	TUR			Van Amersfoort Racing	NLD	Dallara F320 HWA	18	29:32.740	11.542	11.542	170.8	5	1:37.629	172.3
3	1	Cameron Das	USA			Team Motopark	DEU	Dallara F320 Spiess	18	29:34.287	13.089	1.547	170.7	5	1:37.264	173.0
4	71	Brad Benavides	USA			Carlin	GBR	Dallara F320 Spiess	18	29:37.879	16.681	3.592	170.3	5	1:37.943	171.8
5	18	Nazim Azman	MYS			CryptoTower Racing Team	JPN	Dallara F320 Spiess	18	29:39.388	18.190	1.509	170.2	8	1:37.740	172.1
6	88	Filip Kaminiarz	POL			CryptoTower Racing Team	JPN	Dallara F320 Spiess	18	29:42.187	20.989	2.799	169.9	7	1:37.810	172.0
7	26	Sebastian Alvarez	MEX			Double R Racing	GBR	Dallara F320 HWA	18	29:43.465	22.267	1.278	169.8	10	1:38.114	171.5
8	8	Rafael Villagomez	MEX			Van Amersfoort Racing	NLD	Dallara F320 HWA	18	29:48.242	27.044	4.777	169.4	8	1:38.223	171.3
9	78	Dexter Patterson	GBR			Drivex	ESP	Dallara F320 HWA	18	30:02.166	40.968	13.924	168.0	10	1:39.170	169.7
10	21	Josh Mason	GBR			Double R Racing	GBR	Dallara F320 HWA	18	30:10.903	49.705	8.737	167.2	9	1:37.730	172.2

Rookie																
1	52	Jak Crawford	USA	R	1	Team Motopark	DEU	Dallara F320 Spiess	18	29:21.030			172.0	3	1:36.779	173.9
2	15	Enzo Trulli	ITA	R	2	Carlin	GBR	Dallara F320 Spiess	18	29:32.007	10.977	10.977	170.9	3	1:37.764	172.1
3	25	Casper Stevenson	GBR	R	3	Van Amersfoort Racing	NLD	Dallara F320 HWA	18	29:41.053	20.023	9.046	170.0	7	1:37.918	171.8
4	84	Francesco Simonazzi	ITA	R	4	BVM Racing	ITA	Dallara F320 Spiess	18	29:53.366	32.336	12.313	168.9	11	1:38.793	170.3
5	35	Enzo Scionti	USA	R	5	Drivex	ESP	Dallara F320 HWA	18	30:03.437	42.407	10.071	167.9	5	1:38.901	170.1
6	10	Christian Mansell	AUS	R	6	Team Motopark	DEU	Dallara F320 Spiess	17	30:22.449	1 Lap	1 Lap	156.9	17	1:37.088	173.3

Fastest lap Jak Crawford in 1:36.779 at 173.9 Km/h in lap 3

*** PENALTIES**

CAR 21 TIME 1:39.394 DELETED TRACK LIMITS AT T 15

CAR 84 TIME 1:39.047 DELETED TRACK LIMITS AT T 15 + FOLLOWING LAP

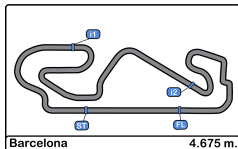
CAR 35 TIME 1:39.833 DELETED TRACK LIMITS AT T 15 + FOLLOWING LAP

Published at:.....

Track Temp: 12.8 °C Air Temp: 15.2 °C Humidity: 61 % Track Status: DRY

Stewards:	Race Director:	Timekeeper: Luis Angel Garcia Nufez JOB/I-0020-ESP
------------------	-----------------------	---





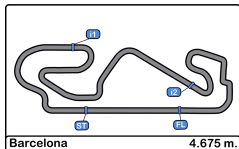
Circuito de Barcelona
Euroformula Open
Race - 2



Provisional Classification by Driver Fastest Lap

Clas	Nº	Driver	Nat	Cat	Clas	Team	Nat	Vehicle	Laps	Best	Time	Gap	Interval	Km/h
1	52	Jak Crawford	USA	R	1	Team Motopark	DEU	Dallara F320 Spiess	18	3	1:36.779			173.9
2	27	Louis Foster	GBR			CryptoTower Racing Team	JPN	Dallara F320 Spiess	18	7	1:37.009	0.230	0.230	173.4
3	10	Christian Mansell	AUS	R	2	Team Motopark	DEU	Dallara F320 Spiess	17	17	1:37.088	0.309	0.079	173.3
4	1	Cameron Das	USA			Team Motopark	DEU	Dallara F320 Spiess	18	5	1:37.264	0.485	0.176	173.0
5	74	Cem Bolukbasi	TUR			Van Amersfoort Racing	NLD	Dallara F320 HWA	18	5	1:37.629	0.850	0.365	172.3
6	21	Josh Mason	GBR			Double R Racing	GBR	Dallara F320 HWA	18	9	1:37.730	0.951	0.101	172.2
7	18	Nazim Azman	MYS			CryptoTower Racing Team	JPN	Dallara F320 Spiess	18	8	1:37.740	0.961	0.010	172.1
8	15	Enzo Trulli	ITA	R	3	Carlin	GBR	Dallara F320 Spiess	18	3	1:37.764	0.985	0.024	172.1
9	88	Filip Kaminiarz	POL			CryptoTower Racing Team	JPN	Dallara F320 Spiess	18	7	1:37.810	1.031	0.046	172.0
10	25	Casper Stevenson	GBR	R	4	Van Amersfoort Racing	NLD	Dallara F320 HWA	18	7	1:37.918	1.139	0.108	171.8
11	71	Brad Benavides	USA			Carlin	GBR	Dallara F320 Spiess	18	5	1:37.943	1.164	0.025	171.8
12	26	Sebastian Alvarez	MEX			Double R Racing	GBR	Dallara F320 HWA	18	10	1:38.114	1.335	0.171	171.5
13	8	Rafael Villagomez	MEX			Van Amersfoort Racing	NLD	Dallara F320 HWA	18	8	1:38.223	1.444	0.109	171.3
14	84	Francesco Simonazzi	ITA	R	5	BVM Racing	ITA	Dallara F320 Spiess	18	11	1:38.793	2.014	0.570	170.3
15	35	Enzo Scionti	USA	R	6	Drivex	ESP	Dallara F320 HWA	18	5	1:38.901	2.122	0.108	170.1
16	78	Dexter Patterson	GBR			Drivex	ESP	Dallara F320 HWA	18	10	1:39.170	2.391	0.269	169.7





Circuit de Barcelona

Euroformula Open

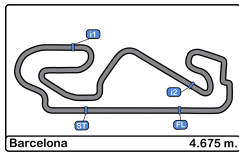
Race - 2

Distance and Speed Average



Clas	Nº	Driver	Nat	Cat	Clas	Team	Nat	Vehicle	Laps	Distance	Total Time	Km/h
1	52	Jak Crawford	USA	R	1	Team Motopark	DEU	Dallara F320 Spiess	18	84.15	29:21.030	172.0
2	27	Louis Foster	GBR			CryptoTower Racing Team	JPN	Dallara F320 Spiess	18	84.15	29:21.198	172.0
3	15	Enzo Trulli	ITA	R	2	Carlin	GBR	Dallara F320 Spiess	18	84.15	29:32.007	170.9
4	74	Cem Bolukbasi	TUR			Van Amersfoort Racing	NLD	Dallara F320 HWA	18	84.15	29:32.740	170.8
5	1	Cameron Das	USA			Team Motopark	DEU	Dallara F320 Spiess	18	84.15	29:34.287	170.7
6	71	Brad Benavides	USA			Carlin	GBR	Dallara F320 Spiess	18	84.15	29:37.879	170.3
7	18	Nazim Azman	MYS			CryptoTower Racing Team	JPN	Dallara F320 Spiess	18	84.15	29:39.388	170.2
8	25	Casper Stevenson	GBR	R	3	Van Amersfoort Racing	NLD	Dallara F320 HWA	18	84.15	29:41.053	170.0
9	88	Filip Kaminiaz	POL			CryptoTower Racing Team	JPN	Dallara F320 Spiess	18	84.15	29:42.187	169.9
10	26	Sebastian Alvarez	MEX			Double R Racing	GBR	Dallara F320 HWA	18	84.15	29:43.465	169.8
11	8	Rafael Villagomez	MEX			Van Amersfoort Racing	NLD	Dallara F320 HWA	18	84.15	29:48.242	169.4
12	84	Francesco Simonazzi	ITA	R	4	BVM Racing	ITA	Dallara F320 Spiess	18	84.15	29:53.366	168.9
13	78	Dexter Patterson	GBR			Drivex	ESP	Dallara F320 HWA	18	84.15	30:02.166	168.0
14	35	Enzo Scionti	USA	R	5	Drivex	ESP	Dallara F320 HWA	18	84.15	30:03.437	167.9
15	21	Josh Mason	GBR			Double R Racing	GBR	Dallara F320 HWA	18	84.15	30:10.903	167.2
16	10	Christian Mansell	AUS	R	6	Team Motopark	DEU	Dallara F320 Spiess	17	79.47	30:22.449	156.9





Circuit de Barcelona
Euroformula Open
Race - 2
Lap Analysis



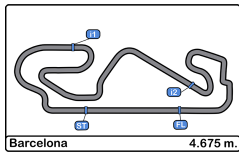
1 Cameron Das Dallara F320 Spiess **10** Christian Mansell Dallara F320 Spiess

Team Motopark							Rookie		Team Motopark				
Lap D	Time	Sector 1	Sector 2	Sector 3	T. Spd	Elapsed	Lap D	Time	Sector 1	Sector 2	Sector 3	T. Spd	Elapsed
1	1:44.344	33.913	37.891	32.540	215.5	1:44.344	1	4:10.929	3:01.773	37.263	31.893	179.1	4:10.929
2	1:38.646	28.718	37.205	32.723	243.2	3:22.990	2	1:37.160	28.954	36.628	31.578	234.2	5:48.089
3	1:37.537	28.482	36.768	32.287	240.5	5:00.527	3	1:37.146	28.865	36.673	31.608	235.2	7:25.235
4	1:39.302	29.133	37.743	32.426	243.2	6:39.829	4	1:38.440	28.788	37.398	32.254	235.2	9:03.675
5	1:37.264	28.588	36.711	31.965	239.4	8:17.093	5	1:38.494	29.020	37.365	32.109	234.2	10:42.169
6	1:37.689	28.524	36.905	32.260	239.4	9:54.782	6	1:37.101	28.778	36.638	31.685	234.7	12:19.270
7	1:38.110	28.685	37.043	32.382	241.6	11:32.892	7	1:39.526	29.424	37.820	32.282	235.8	13:58.796
8	1:37.952	28.532	37.122	32.298	242.1	13:10.844	8	1:39.197	29.364	37.483	32.350	234.2	15:37.993
9	1:37.849	28.504	37.007	32.338	240.0	14:48.693	9	1:38.151	28.836	37.183	32.132	234.2	17:16.144
10	1:38.327	28.570	37.248	32.509	241.0	16:27.020	10	1:37.127	28.783	36.661	31.683	235.2	18:53.271
11	1:38.159	28.619	37.165	32.375	240.5	18:05.179	11	1:39.538	28.947	37.727	32.864	235.2	20:32.809
12	1:40.054	29.908	37.663	32.483	246.5	19:45.233	12	1:38.178	28.821	37.090	32.267	234.2	22:10.987
13	1:37.870	28.455	37.202	32.213	242.6	21:23.103	13	1:39.106	29.118	37.351	32.637	234.2	23:50.093
14	1:38.077	28.484	37.368	32.225	242.1	23:01.180	14	1:40.534	30.130	37.734	32.670	233.7	25:30.627
15	1:37.859	28.550	37.000	32.309	241.0	24:39.039	15	1:37.542	28.882	36.770	31.890	233.7	27:08.169
16	1:38.312	28.535	37.270	32.507	241.6	26:17.351	16	1:37.192	28.748	36.571	31.873	234.2	28:45.361
17	1:38.356	28.641	37.179	32.536	240.5	27:55.707	17	1:37.088	28.723	36.586	31.779	234.7	30:22.449
18	1:38.580	28.633	37.190	32.757	240.0	29:34.287							

8 Rafael Villagomez Dallara F320 HWA **15** Enzo Trulli Dallara F320 Spiess

Van Amersfoort Racing							Rookie		Carlin				
Lap D	Time	Sector 1	Sector 2	Sector 3	T. Spd	Elapsed	Lap D	Time	Sector 1	Sector 2	Sector 3	T. Spd	Elapsed
1	1:47.799	35.415	39.303	33.081	222.6	1:47.799	1	1:43.382	33.438	37.762	32.182	210.9	1:43.382
2	1:39.120	29.167	37.215	32.738	236.3	3:26.919	2	1:37.949	28.882	36.963	32.104	237.8	3:21.331
3	1:39.106	29.452	37.410	32.244	241.6	5:06.025	3	1:37.764	28.719	36.980	32.065	238.9	4:59.095
4	1:38.557	28.776	37.249	32.532	241.0	6:44.582	4	1:37.854	28.728	36.953	32.173	238.9	6:36.949
5	1:38.563	28.897	37.191	32.475	237.8	8:23.145	5	1:37.796	28.786	36.899	32.111	237.8	8:14.745
6	1:38.420	28.684	37.326	32.410	240.0	10:01.565	6	1:37.953	28.853	36.951	32.149	238.4	9:52.698
7	1:38.348	28.712	37.233	32.403	240.5	11:39.913	7	1:38.003	28.773	36.948	32.282	238.9	11:30.701
8	1:38.223	28.691	37.122	32.410	238.9	13:18.136	8	1:38.049	28.820	36.994	32.235	237.8	13:08.750
9	1:38.241	28.784	37.108	32.349	237.8	14:56.377	9	1:38.118	28.836	36.997	32.285	237.8	14:46.868
10	1:38.545	28.746	37.240	32.559	237.8	16:34.922	10	1:38.065	28.893	36.971	32.201	236.8	16:24.933
11	1:38.287	28.823	37.077	32.387	235.8	18:13.209	11	1:38.052	28.772	36.932	32.348	237.8	18:02.985
12	1:39.401	29.270	37.282	32.849	236.3	19:52.610	12	1:38.087	28.772	36.975	32.340	236.3	19:41.072
13	1:38.402	28.871	37.126	32.405	236.3	21:31.012	13	1:38.699	28.860	37.148	32.691	237.3	21:19.771
14	1:38.785	28.855	37.150	32.780	236.3	23:09.797	14	1:38.562	28.924	37.128	32.510	237.3	22:58.333
15	1:42.348	29.808	38.214	34.326	235.2	24:52.145	15	1:38.445	28.976	37.193	32.276	235.8	24:36.778
16	1:38.767	28.998	37.212	32.557	235.2	26:30.912	16	1:38.287	28.834	37.101	32.352	236.3	26:15.065
17	1:38.843	29.031	37.130	32.682	233.7	28:09.755	17	1:38.535	28.901	37.129	32.505	236.8	27:53.600
18	1:38.487	28.873	37.173	32.441	234.7	29:48.242	18	1:38.407	28.872	37.086	32.449	236.3	29:32.007





Circuit de Barcelona
Euroformula Open
Race - 2
Lap Analysis



18

Nazim Azman

Dallara F320 Spiess **25**

Casper Stevenson

Dallara F320 HWA

CryptoTower Racing Team Rookie

Van Amersfoort Racing

Lap	D	Time	Sector 1	Sector 2	Sector 3	T. Spd	Elapsed	Lap	D	Time	Sector 1	Sector 2	Sector 3	T. Spd	Elapsed
1		1:45.388	34.325	38.133	32.930	209.3	1:45.388	1		1:45.820	34.557	38.393	32.870	215.1	1:45.820
2		1:38.547	29.065	37.200	32.282	243.2	3:23.935	2		1:38.672	28.932	37.390	32.350	242.6	3:24.492
3		1:38.205	28.819	37.124	32.262	242.6	5:02.140	3		1:38.430	28.686	37.228	32.516	242.1	5:02.922
4		1:38.796	28.692	37.177	32.927	242.6	6:40.936	4		1:38.459	28.596	37.007	32.856	241.6	6:41.381
5		1:38.160	28.730	37.076	32.354	243.7	8:19.096	5		1:39.125	28.733	37.333	33.059	243.2	8:20.506
6		1:38.751	28.761	37.074	32.916	241.6	9:57.847	6		1:38.163	28.628	37.111	32.424	240.0	9:58.669
7		1:37.873	28.730	36.956	32.187	237.8	11:35.720	7		1:37.918	28.648	36.911	32.359	241.6	11:36.587
8		1:37.740	28.682	36.882	32.176	238.9	13:13.460	8		1:38.004	28.603	36.909	32.492	241.6	13:14.591
9		1:38.871	28.909	37.196	32.766	238.9	14:52.331	9		1:38.285	28.704	37.049	32.532	240.0	14:52.876
10		1:38.083	28.783	36.919	32.381	237.8	16:30.414	10		1:38.671	28.797	37.386	32.488	242.1	16:31.547
11		1:37.979	28.798	36.853	32.328	237.8	18:08.393	11		1:38.381	28.752	37.144	32.485	240.0	18:09.928
12		1:38.655	28.791	37.196	32.668	238.4	19:47.048	12		1:38.374	28.709	37.254	32.411	239.4	19:48.302
13		1:39.328	28.845	37.413	33.070	237.8	21:26.376	13		1:38.760	28.686	37.297	32.777	240.0	21:27.062
14		1:38.113	28.815	36.931	32.367	236.3	23:04.489	14		1:38.638	28.748	37.323	32.567	241.6	23:05.700
15		1:39.132	28.926	37.470	32.736	237.3	24:43.621	15		1:38.762	28.818	37.215	32.729	238.9	24:44.462
16		1:39.212	28.911	37.472	32.829	236.8	26:22.833	16		1:39.065	28.722	37.456	32.887	241.0	26:23.527
17		1:38.317	28.811	37.051	32.455	237.3	28:01.150	17		1:38.947	28.798	37.521	32.628	241.0	28:02.474
18		1:38.238	28.788	37.038	32.412	236.8	29:39.388	18		1:38.579	28.770	37.331	32.478	239.4	29:41.053

21

Josh Mason

Dallara F320 HWA **26**

Sebastian Alvarez

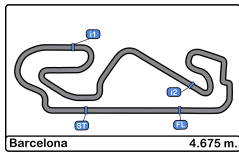
Dallara F320 HWA

Double R Racing

Double R Racing

Lap	D	Time	Sector 1	Sector 2	Sector 3	T. Spd	Elapsed	Lap	D	Time	Sector 1	Sector 2	Sector 3	T. Spd	Elapsed
1		1:47.177	35.113	39.247	32.817	214.7	1:47.177	1		1:46.711	34.971	38.537	33.203	217.7	1:46.711
2		1:39.394	28.903	37.547	32.944	242.1	3:26.571	2		1:40.064	28.999	37.327	33.738	241.0	3:26.775
3		1:41.890	30.151	38.768	32.971	236.8	5:08.461	3		1:38.772	29.334	37.079	32.359	239.4	5:05.547
4		1:40.181	28.929	37.989	33.263	241.6	6:48.642	4		1:38.349	28.868	37.045	32.436	238.4	6:43.896
5		1:38.107	28.798	37.051	32.258	238.4	8:26.749	5		1:38.587	29.041	37.149	32.397	236.8	8:22.483
6		1:44.863 P	28.815	37.800	38.248	241.6	10:11.612	6		1:38.419	28.823	37.206	32.390	236.8	10:00.902
7		1:58.761	48.450	37.576	32.735	177.9	12:10.373	7		1:38.226	28.802	37.019	32.405	237.3	11:39.128
8		1:37.798	28.823	36.905	32.070	235.8	13:48.171	8		1:38.143	28.865	36.900	32.378	237.3	13:17.271
9		1:37.730	28.815	36.799	32.116	235.8	15:25.901	9		1:38.268	28.668	37.057	32.543	236.3	14:55.539
10		1:38.129	28.722	36.850	32.557	235.8	17:04.030	10		1:38.114	28.778	36.909	32.427	236.3	16:33.653
11		1:37.954	28.775	37.001	32.178	235.8	18:41.984	11		1:38.445	28.756	37.080	32.609	236.8	18:12.098
12		1:38.025	28.658	36.763	32.604	236.3	20:20.009	12		1:38.838	28.747	37.215	32.876	239.4	19:50.936
13		1:37.823	28.716	36.880	32.227	236.3	21:57.832	13		1:38.676	28.671	37.317	32.688	238.9	21:29.612
14		1:37.765	28.658	36.885	32.222	235.8	23:35.597	14		1:38.550	28.787	37.053	32.710	236.8	23:08.162
15		1:37.890	28.760	36.870	32.260	235.8	25:13.487	15		1:38.759	28.827	37.330	32.602	236.8	24:46.921
16		1:38.065	28.700	36.944	32.421	236.8	26:51.552	16		1:38.994	28.726	37.214	33.054	235.2	26:25.915
17		1:41.387	29.397	38.208	33.782	236.3	28:32.939	17		1:38.832	28.861	37.128	32.843	236.3	28:04.747
18		1:37.964	28.686	37.017	32.261	236.3	30:10.903	18		1:38.718	28.793	37.141	32.784	236.3	29:43.465





Circuit de Barcelona
Euroformula Open
Race - 2
Lap Analysis



27

Louis Foster

Dallara F320 Spiess **52**

Jak Crawford

Dallara F320 Spiess

CryptoTower Racing Team Rookie

Team Motopark

Lap	D	Time	Sector 1	Sector 2	Sector 3	T. Spd	Elapsed	Lap	D	Time	Sector 1	Sector 2	Sector 3	T. Spd	Elapsed
1		1:41.846	32.605	37.365	31.876	210.5	1:41.846	1		1:41.222	32.406	36.982	31.834	205.7	1:41.222
2		1:37.494	28.815	36.831	31.848	237.8	3:19.340	2		1:37.170	28.874	36.618	31.678	234.2	3:18.392
3		1:37.626	28.673	37.065	31.888	238.4	4:56.966	3		1:36.779	28.698	36.496	31.585	235.8	4:55.171
4		1:37.066	28.674	36.656	31.736	237.3	6:34.032	4		1:36.840	28.625	36.570	31.645	235.8	6:32.011
5		1:37.133	28.674	36.702	31.757	236.8	8:11.165	5		1:37.112	28.666	36.642	31.804	235.8	8:09.123
6		1:37.895	28.722	37.219	31.954	236.8	9:49.060	6		1:37.454	28.800	36.829	31.825	235.8	9:46.577
7		1:37.009	28.643	36.586	31.780	237.3	11:26.069	7		1:37.391	28.791	36.734	31.866	235.8	11:23.968
8		1:37.509	28.661	36.761	32.087	236.8	13:03.578	8		1:37.507	28.743	36.765	31.999	236.3	13:01.475
9		1:37.852	28.664	36.827	32.361	237.3	14:41.430	9		1:37.413	28.686	36.793	31.934	236.8	14:38.888
10		1:37.676	28.761	36.767	32.148	236.8	16:19.106	10		1:37.964	28.737	36.787	32.440	235.2	16:16.852
11		1:37.576	28.757	36.762	32.057	236.8	17:56.682	11		1:38.041	28.795	36.869	32.377	234.7	17:54.893
12		1:37.661	28.748	36.853	32.060	236.3	19:34.343	12		1:37.742	28.846	36.809	32.087	235.2	19:32.635
13		1:37.771	28.729	36.832	32.210	236.8	21:12.114	13		1:38.052	28.863	36.842	32.347	235.2	21:10.687
14		1:37.667	28.723	36.888	32.056	237.3	22:49.781	14		1:38.070	28.895	36.976	32.199	235.2	22:48.757
15		1:37.777	28.755	36.988	32.034	237.3	24:27.558	15		1:37.581	28.833	36.758	31.990	235.2	24:26.338
16		1:37.801	28.694	36.886	32.221	236.8	26:05.359	16		1:37.696	28.828	36.781	32.087	234.7	26:04.034
17		1:37.826	28.752	36.966	32.108	237.3	27:43.185	17		1:37.895	28.823	36.856	32.216	235.2	27:41.929
18		1:38.013	28.764	36.881	32.368	236.8	29:21.198	18		1:39.101	28.811	36.810	33.480	234.7	29:21.030

35

Enzo Scionti

Dallara F320 HWA **71**

Brad Benavides

Dallara F320 Spiess

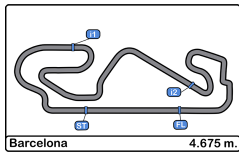
Rookie

Drivex

Carlin

Lap	D	Time	Sector 1	Sector 2	Sector 3	T. Spd	Elapsed	Lap	D	Time	Sector 1	Sector 2	Sector 3	T. Spd	Elapsed
1		1:53.405	35.914	40.201	37.290	216.4	1:53.405	1		1:45.051	34.349	37.875	32.827	215.5	1:45.051
2		1:39.995	29.513	37.600	32.882	236.3	3:33.400	2		1:38.558	28.864	36.982	32.712	241.6	3:23.609
3		1:39.395	29.033	37.712	32.650	237.3	5:12.795	3		1:38.056	28.732	36.960	32.364	241.6	5:01.665
4		1:39.007	29.075	37.400	32.532	237.8	6:51.802	4		1:38.924	28.781	37.383	32.760	240.0	6:40.589
5		1:38.901	28.855	37.389	32.657	237.3	8:30.703	5		1:37.943	28.643	36.945	32.355	241.6	8:18.532
6		1:39.833	28.885	37.400	33.548	237.8	10:10.536	6		1:38.038	28.678	36.977	32.383	240.0	9:56.570
7		1:39.585	29.481	37.628	32.476	236.3	11:50.121	7		1:37.959	28.803	36.955	32.201	238.9	11:34.529
8		1:39.251	29.176	37.507	32.568	237.3	13:29.372	8		1:38.021	28.713	36.931	32.377	240.0	13:12.550
9		1:39.160	29.113	37.479	32.568	237.3	15:08.532	9		1:38.141	28.789	36.980	32.372	237.8	14:50.691
10		1:39.107	28.986	37.422	32.699	236.8	16:47.639	10		1:38.294	28.766	37.063	32.465	237.8	16:28.985
11		1:39.168	28.991	37.523	32.654	237.8	18:26.807	11		1:38.219	28.792	36.981	32.446	238.9	18:07.204
12		1:39.468	29.007	37.628	32.833	236.8	20:06.275	12		1:38.872	28.758	37.313	32.801	239.4	19:46.076
13		1:39.187	29.126	37.482	32.579	236.8	21:45.462	13		1:38.687	28.746	37.196	32.745	240.5	21:24.763
14		1:39.777	29.079	37.521	33.177	237.8	23:25.239	14		1:38.685	28.920	37.153	32.612	237.8	23:03.448
15		1:39.988	29.373	37.941	32.674	236.3	25:05.227	15		1:38.572	28.892	37.193	32.487	237.3	24:42.020
16		1:39.082	28.940	37.432	32.710	237.3	26:44.309	16		1:38.417	28.811	37.096	32.510	237.3	26:20.437
17		1:39.333	29.013	37.635	32.685	237.8	28:23.642	17		1:38.839	28.879	37.202	32.758	238.4	27:59.276
18		1:39.795	29.100	37.694	33.001	237.3	30:03.437	18		1:38.603	28.875	37.144	32.584	237.3	29:37.879





Circuit de Barcelona
Euroformula Open
Race - 2
Lap Analysis



74

Cem Bolukbasi

Dallara F320 HWA **84**

Francesco Simonazzi

Dallara F320 Spiess

Van Amersfoort Racing Rookie

BVM Racing

Lap D	Time	Sector 1	Sector 2	Sector 3	T. Spd	Elapsed	Lap D	Time	Sector 1	Sector 2	Sector 3	T. Spd	Elapsed
1	1:43.884	33.547	37.888	32.449	216.0	1:43.884	1	1:48.411	35.682	39.745	32.984	225.9	1:48.411
2	1:38.061	28.693	37.307	32.061	240.5	3:21.945	2	1:38.986	28.970	37.528	32.488	238.9	3:27.397
3	1:38.015	28.720	37.066	32.229	239.4	4:59.960	3	1:40.330	29.444	38.279	32.607	240.0	5:07.727
4	1:37.722	28.644	36.969	32.109	237.8	6:37.682	4	1:39.047	28.946	37.370	32.731	236.8	6:46.774
5	1:37.629	28.635	36.808	32.186	240.0	8:15.311	5	1:39.333	29.543	37.267	32.523	234.2	8:26.107
6	1:38.121	28.758	37.160	32.203	241.6	9:53.432	6	1:39.006	29.172	37.429	32.405	235.2	10:05.113
7	1:38.561	28.866	37.308	32.387	240.5	11:31.993	7	1:38.799	29.047	37.241	32.511	235.8	11:43.912
8	1:37.749	28.652	36.906	32.191	237.8	13:09.742	8	1:38.820	28.946	37.257	32.617	235.8	13:22.732
9	1:38.089	28.636	37.090	32.363	238.9	14:47.831	9	1:39.010	29.046	37.382	32.582	234.2	15:01.742
10	1:38.033	28.710	37.017	32.306	238.9	16:25.864	10	1:38.855	28.996	37.308	32.551	234.2	16:40.597
11	1:38.939	29.029	37.335	32.575	238.4	18:04.803	11	1:38.793	29.067	37.147	32.579	234.2	18:19.390
12	1:39.644	30.159	37.189	32.296	237.3	19:44.447	12	1:39.207	29.027	37.255	32.925	234.2	19:58.597
13	1:38.014	28.723	36.982	32.309	237.3	21:22.461	13	1:38.870	29.074	37.288	32.508	234.7	21:37.467
14	1:37.768	28.761	36.884	32.123	236.8	23:00.229	14	1:39.015	29.027	37.296	32.692	234.7	23:16.482
15	1:37.956	28.713	37.006	32.237	236.8	24:38.185	15	1:39.420	29.069	37.590	32.761	234.2	24:55.902
16	1:38.003	28.626	36.960	32.417	237.8	26:16.188	16	1:39.391	29.035	37.556	32.800	234.7	26:35.293
17	1:38.133	28.676	37.003	32.454	237.8	27:54.321	17	1:38.969	28.983	37.197	32.789	235.2	28:14.262
18	1:38.419	28.574	37.479	32.366	239.4	29:32.740	18	1:39.104	28.927	37.327	32.850	234.7	29:53.366

78

Dexter Patterson

Dallara F320 HWA **88**

Filip Kaminiarz

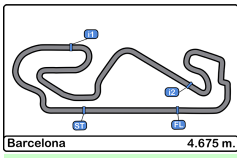
Dallara F320 Spiess

Drivex

CryptoTower Racing Team

Lap D	Time	Sector 1	Sector 2	Sector 3	T. Spd	Elapsed	Lap D	Time	Sector 1	Sector 2	Sector 3	T. Spd	Elapsed
1	1:49.049	35.244	40.012	33.793	219.9	1:49.049	1	1:46.317	34.816	38.320	33.181	219.9	1:46.317
2	1:40.591	29.027	37.636	33.928	238.9	3:29.640	2	1:38.872	28.836	37.612	32.424	241.6	3:25.189
3	1:39.391	29.061	37.715	32.615	236.8	5:09.031	3	1:39.542	28.627	37.216	33.699	241.6	5:04.731
4	1:39.930	29.154	37.699	33.077	240.0	6:48.961	4	1:38.332	29.022	37.043	32.267	237.3	6:43.063
5	1:39.976	28.999	38.011	32.966	243.7	8:28.937	5	1:38.535	29.233	36.974	32.328	239.4	8:21.598
6	1:39.286	29.151	37.420	32.715	236.8	10:08.223	6	1:38.469	28.646	37.736	32.087	241.6	10:00.067
7	1:39.451	29.236	37.459	32.756	236.8	11:47.674	7	1:37.810	28.693	36.951	32.166	240.0	11:37.877
8	1:39.499	29.154	37.174	33.171	235.2	13:27.173	8	1:37.993	28.689	37.011	32.293	241.0	13:15.870
9	1:39.560	29.246	37.425	32.889	235.2	15:06.733	9	1:38.465	28.856	37.282	32.327	240.0	14:54.335
10	1:39.170	29.263	37.225	32.682	235.2	16:45.903	10	1:38.408	28.710	37.169	32.529	238.9	16:32.743
11	1:39.377	29.250	37.372	32.755	234.7	18:25.280	11	1:38.768	28.830	37.134	32.804	239.4	18:11.511
12	1:39.419	29.109	37.368	32.942	234.7	20:04.699	12	1:38.734	28.772	37.353	32.609	238.4	19:50.245
13	1:39.470	29.182	37.450	32.838	234.7	21:44.169	13	1:38.576	28.825	37.087	32.664	238.4	21:28.821
14	1:39.515	29.184	37.313	33.018	234.2	23:23.684	14	1:38.476	28.790	37.206	32.480	238.4	23:07.297
15	1:39.577	29.341	37.353	32.883	234.2	25:03.261	15	1:38.753	28.883	37.130	32.740	238.4	24:46.050
16	1:39.682	29.162	37.709	32.811	235.2	26:42.943	16	1:38.575	28.799	37.118	32.658	238.4	26:24.625
17	1:39.357	29.153	37.403	32.801	234.7	28:22.300	17	1:38.736	28.778	37.302	32.656	239.4	28:03.361
18	1:39.866	29.157	37.593	33.116	234.7	30:02.166	18	1:38.826	28.750	37.171	32.905	241.0	29:42.187





Circuito de Barcelona

Euroformula Open

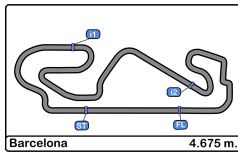
Race - 2

Analysis by Lap



Num	Lap Time	Gap	Num	Lap Time	Gap	Num	Lap Time	Gap	Num	Lap Time	Gap	Num	Lap Time	Gap
Lap 1														
52	1:41.222		15	1:37.854	04.938	1	1:38.110	08.924	18	1:38.083	13.562	88	1:38.576	18.134
27	1:41.846	00.624	74	1:37.722	05.671	71	1:37.959	10.561	25	1:38.671	14.695	26	1:38.676	18.925
15	1:43.382	02.160	1	1:39.302	07.818	18	1:37.873	11.752	88	1:38.408	15.891	8	1:38.402	20.325
74	1:43.884	02.662	71	1:38.924	08.578	25	1:37.918	12.619	26	1:38.114	16.801	84	1:38.870	26.780
1	1:44.344	03.122	18	1:38.796	08.925	88	1:37.810	13.909	8	1:38.545	18.070	78	1:39.470	33.482
71	1:45.051	03.829	25	1:38.459	09.370	26	1:38.226	15.160	84	1:38.855	23.745	35	1:39.187	34.775
18	1:45.388	04.166	88	1:38.332	11.052	8	1:38.348	15.945	78	1:39.170	29.051	21	1:37.823	47.145
25	1:45.820	04.598	26	1:38.349	11.885	84	1:38.799	19.944	35	1:39.107	30.787	10	1:38.178	1 Lap
88	1:46.317	05.095	8	1:38.557	12.571	78	1:39.451	23.706	21	1:38.129	47.178	Num Lap Time Gap		
26	1:46.711	05.489	84	1:39.047	14.763	35	1:39.585	26.153	10	1:38.151	1 Lap	Lap 14		
21	1:47.177	05.955	21	1:40.181	16.631	21	1:58.761	46.405	Num Lap Time Gap	52	1:38.070			
8	1:47.799	06.577	78	1:39.930	16.950	10	1:37.101	1 Lap	Lap 11	27	1:37.667	01.024		
84	1:48.411	07.189	35	1:39.007	19.791	Num Lap Time Gap	52	1:38.041		15	1:38.562	09.576		
78	1:49.049	07.827	10	1:37.146	1 Lap	Lap 8	27	1:37.507		74	1:37.768	11.472		
35	1:53.405	12.183	Num Lap Time Gap	52	1:37.507		15	1:38.049	07.275	1	1:38.077	12.423		
Num Lap Time Gap	Lap 2	27	1:37.112		74	1:37.749	08.267	1	1:37.952	09.369	71	1:38.685	14.691	
52	1:37.170		15	1:37.133	02.042	1	1:37.952	09.369	18	1:38.113	15.732	25	1:38.638	16.943
27	1:37.494	00.948	74	1:37.796	05.622	71	1:38.021	11.075	88	1:38.476	18.540	88	1:38.476	18.540
15	1:37.949	02.939	15	1:37.796	05.622	18	1:37.740	11.985	26	1:38.550	19.405	8	1:38.785	21.040
74	1:38.061	03.553	74	1:37.629	06.188	25	1:38.004	13.116	84	1:39.015	27.725	78	1:39.515	34.927
1	1:38.646	04.598	1	1:37.264	07.970	88	1:37.993	14.395	35	1:39.777	36.482	21	1:37.765	46.840
71	1:38.558	05.217	71	1:37.943	09.409	26	1:38.143	15.796	10	1:39.106	1 Lap	Num Lap Time Gap		
18	1:38.547	05.543	18	1:38.160	09.973	8	1:38.223	16.661	Lap 15	52	1:37.581			
25	1:38.672	06.100	25	1:39.125	11.383	84	1:38.820	21.257	27	1:37.777	01.220			
88	1:38.872	06.797	88	1:38.535	12.475	78	1:39.499	25.698	15	1:38.445	10.440			
21	1:39.394	08.179	26	1:38.587	13.360	35	1:39.251	27.897	74	1:37.956	11.847			
26	1:40.064	08.383	8	1:38.563	14.022	21	1:37.798	46.696	1	1:37.859	12.701			
8	1:39.120	08.527	84	1:39.333	16.984	10	1:39.526	1 Lap	71	1:38.572	15.682			
84	1:38.986	09.005	21	1:38.107	17.626	Num Lap Time Gap	21	1:37.954	47.091	18	1:39.132	17.283		
78	1:40.591	11.248	78	1:39.976	19.814	Lap 9	10	1:37.127	1 Lap	88	1:38.753	19.712		
35	1:39.995	15.008	35	1:38.901	21.580	52	1:37.413		26	1:38.759	20.583			
10	4:10.929	1 Lap	10	1:38.440	1 Lap	27	1:37.852	02.542	8	1:42.348	25.807			
Num Lap Time Gap	Lap 3	Num Lap Time Gap	Lap 6	Num Lap Time Gap	Lap 12	Num Lap Time Gap	Lap 15	84	1:39.420	29.564				
52	1:36.779		52	1:37.454		52	1:37.742		78	1:39.577	36.923			
27	1:37.626	01.795	27	1:37.895	02.483	27	1:37.661	01.708	35	1:39.988	38.889			
15	1:37.764	03.924	15	1:37.953	06.121	15	1:38.087	08.437	21	1:37.890	47.149			
74	1:38.015	04.789	74	1:38.121	06.855	74	1:39.644	11.812	10	1:40.534	1 Lap			
1	1:37.537	05.356	1	1:37.689	08.205	1	1:40.054	12.598	Num Lap Time Gap					
71	1:38.056	06.494	71	1:38.038	09.993	71	1:38.872	13.441	Lap 16					
18	1:38.205	06.969	18	1:38.751	11.270	18	1:38.655	14.413	52	1:37.696				
25	1:38.430	07.751	25	1:38.163	12.092	25	1:38.374	15.667	27	1:37.801	01.325			
88	1:39.542	09.560	88	1:38.469	13.490	88	1:38.734	17.610	15	1:38.287	11.031			
26	1:38.772	10.376	26	1:38.419	14.325	26	1:38.838	18.301	74	1:38.003	12.154			
8	1:39.106	10.854	8	1:38.420	14.988	8	1:39.401	19.975	1	1:38.312	13.317			
84	1:40.330	12.556	84	1:39.006	18.536	84	1:39.207	25.962	71	1:38.417	16.403			
21	1:41.890	13.290	78	1:39.286	21.646	78	1:39.419	32.064	18	1:39.212	18.799			
78	1:39.391	13.860	35	1:39.833	23.959	35	1:39.468	33.640	25	1:39.065	19.493			
35	1:39.395	17.624	21	1:44.863	25.035	21	1:38.025	47.374	88	1:38.575	20.591			
10	1:37.160	1 Lap	10	1:38.494	1 Lap	10	1:39.538	1 Lap	26	1:38.994	21.881			
Num Lap Time Gap	Lap 4	Num Lap Time Gap	Lap 7	Num Lap Time Gap	Lap 10	Num Lap Time Gap	Lap 13							
52	1:36.840		52	1:37.391		52	1:37.964		52	1:38.052				
27	1:37.066	02.021	27	1:37.009	02.101	27	1:37.676	02.254	27	1:37.771	01.427			
			15	1:38.003	06.733	15	1:38.065	08.081	15	1:38.699	09.084			
			74	1:38.561	08.025	74	1:38.033	09.012	74	1:38.014	11.774			
						1	1:38.327	10.168	1	1:37.870	12.416			
						71	1:38.294	12.133	71	1:38.687	14.076			
									18	1:39.328	15.689			
									25	1:38.760	16.375			





Circuit de Barcelona
Euroformula Open
Race - 2
Analysis by Lap



Barcelona 4.675 m.

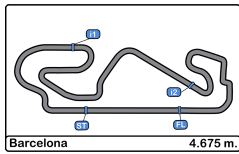
Num	Lap Time	Gap
8	1:38.767	26.878
84	1:39.391	31.259
78	1:39.682	38.909
35	1:39.082	40.275
21	1:38.065	47.518
10	1:37.542	1 Lap

Lap 17

52	1:37.895	
27	1:37.826	01.256
15	1:38.535	11.671
74	1:38.133	12.392
1	1:38.356	13.778
71	1:38.839	17.347
18	1:38.317	19.221
25	1:38.947	20.545
88	1:38.736	21.432
26	1:38.832	22.818
8	1:38.843	27.826
84	1:38.969	32.333
78	1:39.357	40.371
35	1:39.333	41.713
21	1:41.387	51.010
10	1:37.192	1 Lap

Num	Lap Time	Gap
52	1:39.101	
27	1:38.013	00.168
15	1:38.407	10.977
74	1:38.419	11.710
1	1:38.580	13.257
71	1:38.603	16.849
18	1:38.238	18.358
25	1:38.579	20.023
88	1:38.826	21.157
26	1:38.718	22.435
8	1:38.487	27.212
84	1:39.104	32.336
78	1:39.866	41.136
35	1:39.795	42.407
21	1:37.964	49.873
10	1:37.088	1 Lap



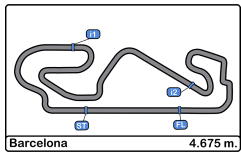


Circuit de Barcelona
Euroformula Open
Race - 2
Best Sectors Results



Sector - 1			Sector - 2			Sector - 3			Ideal Lap vs Best Lap						
Clas	Nº	Driver	Time	Nº	Driver	Time	Nº	Driver	Time	Clas	Nº	Driver	Ideal Lap	Best Lap	Clas
1	1	Cameron Das	28.455	52	Jak Crawford	36.496	10	Christian Mansell	31.578	1	52	Jak Crawford	1:36.706	1:36.779	1
2	74	Cem Bolukbasi	28.574	10	Christian Mansell	36.571	52	Jak Crawford	31.585	2	10	Christian Mansell	1:36.872	1:37.088	3
3	25	Casper Stevenson	28.596	27	Louis Foster	36.586	27	Louis Foster	31.736	3	27	Louis Foster	1:36.965	1:37.009	2
4	52	Jak Crawford	28.625	1	Cameron Das	36.711	1	Cameron Das	31.965	4	1	Cameron Das	1:37.131	1:37.264	4
5	88	Filip Kaminiarz	28.627	21	Josh Mason	36.763	74	Cem Bolukbasi	32.061	5	74	Cem Bolukbasi	1:37.443	1:37.629	5
6	27	Louis Foster	28.643	74	Cem Bolukbasi	36.808	15	Enzo Trulli	32.065	6	21	Josh Mason	1:37.491	1:37.730	6
7	71	Brad Benavides	28.643	18	Nazim Azman	36.853	21	Josh Mason	32.070	7	88	Filip Kaminiarz	1:37.665	1:37.810	9
8	21	Josh Mason	28.658	15	Enzo Trulli	36.899	88	Filip Kaminiarz	32.087	8	15	Enzo Trulli	1:37.683	1:37.764	8
9	26	Sebastian Alvarez	28.668	26	Sebastian Alvarez	36.900	18	Nazim Azman	32.176	9	18	Nazim Azman	1:37.711	1:37.740	7
10	18	Nazim Azman	28.682	25	Casper Stevenson	36.909	71	Brad Benavides	32.201	10	71	Brad Benavides	1:37.775	1:37.943	11
11	8	Rafael Villagomez	28.684	71	Brad Benavides	36.931	8	Rafael Villagomez	32.244	11	25	Casper Stevenson	1:37.855	1:37.918	10
12	15	Enzo Trulli	28.719	88	Filip Kaminiarz	36.951	25	Casper Stevenson	32.350	12	26	Sebastian Alvarez	1:37.927	1:38.114	12
13	10	Christian Mansell	28.723	8	Rafael Villagomez	37.077	26	Sebastian Alvarez	32.359	13	8	Rafael Villagomez	1:38.005	1:38.223	13
14	35	Enzo Scionti	28.855	84	Francesco Simonazzi	37.147	84	Francesco Simonazzi	32.405	14	84	Francesco Simonazzi	1:38.479	1:38.793	14
15	84	Francesco Simonazzi	28.927	78	Dexter Patterson	37.174	35	Enzo Scionti	32.476	15	35	Enzo Scionti	1:38.720	1:38.901	15
16	78	Dexter Patterson	28.999	35	Enzo Scionti	37.389	78	Dexter Patterson	32.615	16	78	Dexter Patterson	1:38.788	1:39.170	16



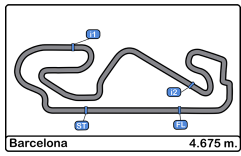


Circuit de Barcelona
Euroformula Open
Race - 2
Leader Sequence



Nº	Driver	Nat	Cat	Clas	Team	Nat	Vehicle	Start Lap	End Lap	Laps	Total Laps
52	Jak Crawford	USA	R		Team Motopark	GER	Dallara F320 Spiess	1	18	18	18



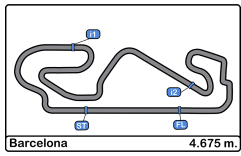


Circuit de Barcelona
Euroformula Open
Race - 2
Best 5 Lap Times



Cls	Nº	Driver	Nat	Cat	Cls	Team	Nat	Vehicle	Best 1		Best 2		Best 3		Best 4		Best 5	
									Time	Lap	Time	Lap	Time	Lap	Time	Lap	Time	Lap
1	52	Jak Crawford	USA	R	1	Team Motopark	GER	Dallara F320 Spiess	1:36.779	3	1:36.840	4	1:37.112	5	1:37.170	2	1:37.391	7
2	27	Louis Foster	GBR			CryptoTower Racing Team	JPN	Dallara F320 Spiess	1:37.009	7	1:37.066	4	1:37.133	5	1:37.494	2	1:37.509	8
3	10	Christian Mansell	AUS	R	2	Team Motopark	GER	Dallara F320 Spiess	1:37.088	17	1:37.101	6	1:37.127	10	1:37.146	3	1:37.160	2
4	1	Cameron Das	USA			Team Motopark	GER	Dallara F320 Spiess	1:37.264	5	1:37.537	3	1:37.689	6	1:37.849	9	1:37.859	15
5	74	Cem Bolukbasi	TUR			Van Amersfoort Racing	NLD	Dallara F320 HWA	1:37.629	5	1:37.722	4	1:37.749	8	1:37.768	14	1:37.956	15
6	21	Josh Mason	GBR			Double R Racing	GBR	Dallara F320 HWA	1:37.730	9	1:37.765	14	1:37.798	8	1:37.823	13	1:37.890	15
7	18	Nazim Azman	MYS			CryptoTower Racing Team	JPN	Dallara F320 Spiess	1:37.740	8	1:37.873	7	1:37.979	11	1:38.083	10	1:38.113	14
8	15	Enzo Trulli	ITA	R	3	Carlin	GBR	Dallara F320 Spiess	1:37.764	3	1:37.796	5	1:37.854	4	1:37.949	2	1:37.953	6
9	88	Filip Kaminiarz	POL			CryptoTower Racing Team	JPN	Dallara F320 Spiess	1:37.810	7	1:37.993	8	1:38.332	4	1:38.408	10	1:38.465	9
10	25	Casper Stevenson	GBR	R	4	Van Amersfoort Racing	NLD	Dallara F320 HWA	1:37.918	7	1:38.004	8	1:38.163	6	1:38.285	9	1:38.374	12
11	71	Brad Benavides	USA			Carlin	GBR	Dallara F320 Spiess	1:37.943	5	1:37.959	7	1:38.021	8	1:38.038	6	1:38.056	3
12	26	Sebastian Alvarez	MEX			Double R Racing	GBR	Dallara F320 HWA	1:38.114	10	1:38.143	8	1:38.226	7	1:38.268	9	1:38.349	4
13	8	Rafael Villagomez	MEX			Van Amersfoort Racing	NLD	Dallara F320 HWA	1:38.223	8	1:38.241	9	1:38.287	11	1:38.348	7	1:38.402	13
14	84	Francesco	ITA	R	5	BVM Racing	ITA	Dallara F320 Spiess	1:38.793	11	1:38.799	7	1:38.820	8	1:38.855	10	1:38.870	13
15	35	Enzo Scionti	USA	R	6	Drivex	ESP	Dallara F320 HWA	1:38.901	5	1:39.007	4	1:39.082	16	1:39.107	10	1:39.160	9
16	78	Dexter Patterson	GBR			Drivex	ESP	Dallara F320 HWA	1:39.170	10	1:39.286	6	1:39.357	17	1:39.377	11	1:39.391	3





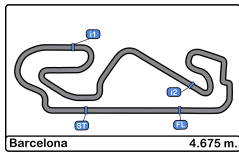
Circuito de Barcelona
Euroformula Open
Race - 2
Best 5 Top Speeds



Top 1 Top 2 Top 3 Top 4 Top 5

Clas	Nº	Driver	Nat	Cat	Cls	Team	Nat	Vehicle	Km/h	Lap	Km/h	Lap	Km/h	Lap	Km/h	Lap	Km/h	Lap	Avg
1	1	Cameron Das				Team Motopark		Dallara F320 Spiess	246.5	12	243.2	2	243.2	4	242.6	13	242.1	8	243.5
2	18	Nazim Azman				CryptoTower Racing Team		Dallara F320 Spiess	243.7	5	243.2	2	242.6	3	242.6	4	241.6	6	242.8
3	78	Dexter Patterson				Drivex		Dallara F320 HWA	243.7	5	240.0	4	238.9	2	236.8	3	236.8	6	239.2
4	25	Casper Stevenson		R	1	Van Amersfoort Racing		Dallara F320 HWA	243.2	5	242.6	2	242.1	3	242.1	10	241.6	4	242.3
5	21	Josh Mason				Double R Racing		Dallara F320 HWA	242.1	2	241.6	4	241.6	6	238.4	5	236.8	3	240.1
6	8	Rafael Villagomez				Van Amersfoort Racing		Dallara F320 HWA	241.6	3	241.0	4	240.5	7	240.0	6	238.9	8	240.4
7	71	Brad Benavides				Carlin		Dallara F320 Spiess	241.6	2	241.6	3	241.6	5	240.5	13	240.0	4	241.0
8	74	Cem Bolukbasi				Van Amersfoort Racing		Dallara F320 HWA	241.6	6	240.5	2	240.5	7	240.0	5	239.4	3	240.4
9	88	Filip Kaminiaz				CryptoTower Racing Team		Dallara F320 Spiess	241.6	2	241.6	3	241.6	6	241.0	8	241.0	18	241.3
10	26	Sebastian Alvarez				Double R Racing		Dallara F320 HWA	241.0	2	239.4	3	239.4	12	238.9	13	238.4	4	239.4
11	84	Francesco Simonazzi		R	2	BVM Racing		Dallara F320 Spiess	240.0	3	238.9	2	236.8	4	235.8	7	235.8	8	237.4
12	15	Enzo Trulli		R	3	Carlin		Dallara F320 Spiess	238.9	3	238.9	4	238.9	7	238.4	6	237.8	2	238.6
13	27	Louis Foster				CryptoTower Racing Team		Dallara F320 Spiess	238.4	3	237.8	2	237.3	4	237.3	7	237.3	9	237.6
14	35	Enzo Scionti		R	4	Drivex		Dallara F320 HWA	237.8	4	237.8	6	237.8	11	237.8	14	237.8	17	237.8
15	52	Jak Crawford		R	5	Team Motopark		Dallara F320 Spiess	236.8	9	236.3	8	235.8	3	235.8	4	235.8	5	236.1
16	10	Christian Mansell		R	6	Team Motopark		Dallara F320 Spiess	235.8	7	235.2	3	235.2	4	235.2	10	235.2	11	235.3





Circuit de Barcelona

Euroformula Open

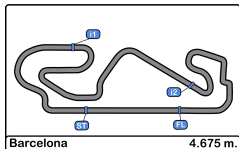
Race - 2

Fastest Laps Sequence



Lap	Time of Day	Session Time	Nº	Driver	Nat	Cat	Team	Nat	Vehicle	Time	Km/h
2	11:36:20.314	3:18.314	52	Jak Crawford	USA	R	Team Motopark	DEU	Dallara F320 Spiess	1:37.170	173.2
3	11:37:57.093	4:55.093	52	Jak Crawford	USA	R	Team Motopark	DEU	Dallara F320 Spiess	1:36.779	173.9





Circuit de Barcelona

Euroformula Open

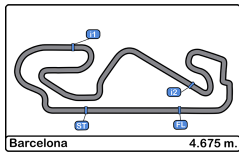
Race - 2

Event Best Maximum Speed



Nº	Driver	Nat	Cat	Clas	Team	Nat	Vehicle	Km/h	Session
1	Cameron Das				Team Motopark		Dallara F320 Spiess	246.5	Race - 2
10	Christian Mansell		R	1	Team Motopark		Dallara F320 Spiess	243.7	Race - 1
18	Nazim Azman				CryptoTower Racing Team		Dallara F320 Spiess	243.7	Race - 2
78	Dexter Patterson				Drivex		Dallara F320 HWA	243.7	Race - 2
52	Jak Crawford		R	2	Team Motopark		Dallara F320 Spiess	243.2	Race - 1
25	Casper Stevenson		R	3	Van Amersfoort Racing		Dallara F320 HWA	243.2	Race - 2
28	Cameron Das				Team Motopark		Dallara F320 Spiess	242.6	Race - 1
35	Enzo Scionti		R	4	Drivex		Dallara F320 HWA	242.1	Race - 1
21	Josh Mason				Double R Racing		Dallara F320 HWA	242.1	Race - 2
8	Rafael Villagomez				Van Amersfoort Racing		Dallara F320 HWA	241.6	Race - 2
71	Brad Benavides				Carlin		Dallara F320 Spiess	241.6	Race - 2
74	Cem Bolukbasi				Van Amersfoort Racing		Dallara F320 HWA	241.6	Race - 2
88	Filip Kaminiarz				CryptoTower Racing Team		Dallara F320 Spiess	241.6	Race - 2
26	Sebastian Alvarez				Double R Racing		Dallara F320 HWA	241.0	Race - 2
84	Francesco Simonazzi		R	5	BVM Racing		Dallara F320 Spiess	240.0	Race - 1
27	Louis Foster				CryptoTower Racing Team		Dallara F320 Spiess	240.0	Race - 1
15	Enzo Trulli		R	6	Carlin		Dallara F320 Spiess	238.9	Race - 2





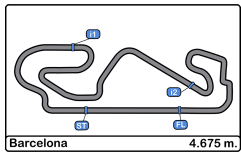
Circuit de Barcelona
Euroformula Open
Race - 2
Lap Chart



LAP

Nr	Pos	Grid	1	2	3	4	5	6	7	8	9	10	11	12	13	14	15	16	17	18
52	1	52	52	52	52	52	52	52	52	52	52	52	52	52	52	52	52	52	52	52
27	2	27	27	27	27	27	27	27	27	27	27	27	27	27	27	27	27	27	27	27
18	3	18	15	15	15	15	15	15	15	15	15	15	15	15	15	15	15	15	15	15
15	4	15	74	74	74	74	74	74	74	74	74	74	74	74	74	74	74	74	74	74
1	5	1	1	1	1	1	1	1	1	1	1	1	1	1	1	1	1	1	1	1
74	6	74	71	71	71	71	71	71	71	71	71	71	71	71	71	71	71	71	71	71
21	7	21	18	18	18	18	18	18	18	18	18	18	18	18	18	18	18	18	18	18
71	8	71	25	25	25	25	25	25	25	25	25	25	25	25	25	25	25	25	25	25
25	9	25	88	88	88	88	88	88	88	88	88	88	88	88	88	88	88	88	88	88
10	10	10	26	21	26	26	26	26	26	26	26	26	26	26	26	26	26	26	26	26
26	11	26	21	26	8	8	8	8	8	8	8	8	8	8	8	8	8	8	8	8
88	12	88	8	8	84	84	84	84	84	84	84	84	84	84	84	84	84	84	84	84
8	13	8	84	84	21	21	21	78	78	78	78	78	78	78	78	78	78	78	78	78
78	14	78	78	78	78	78	78	35	35	35	35	35	35	35	35	35	35	35	35	35
35	15	35	35	35	35	35	35	21	21	21	21	21	21	21	21	21	21	21	21	21
84	16	84	10	10	10	10	10	10	10	10	10	10	10	10	10	10	10	10	10	10

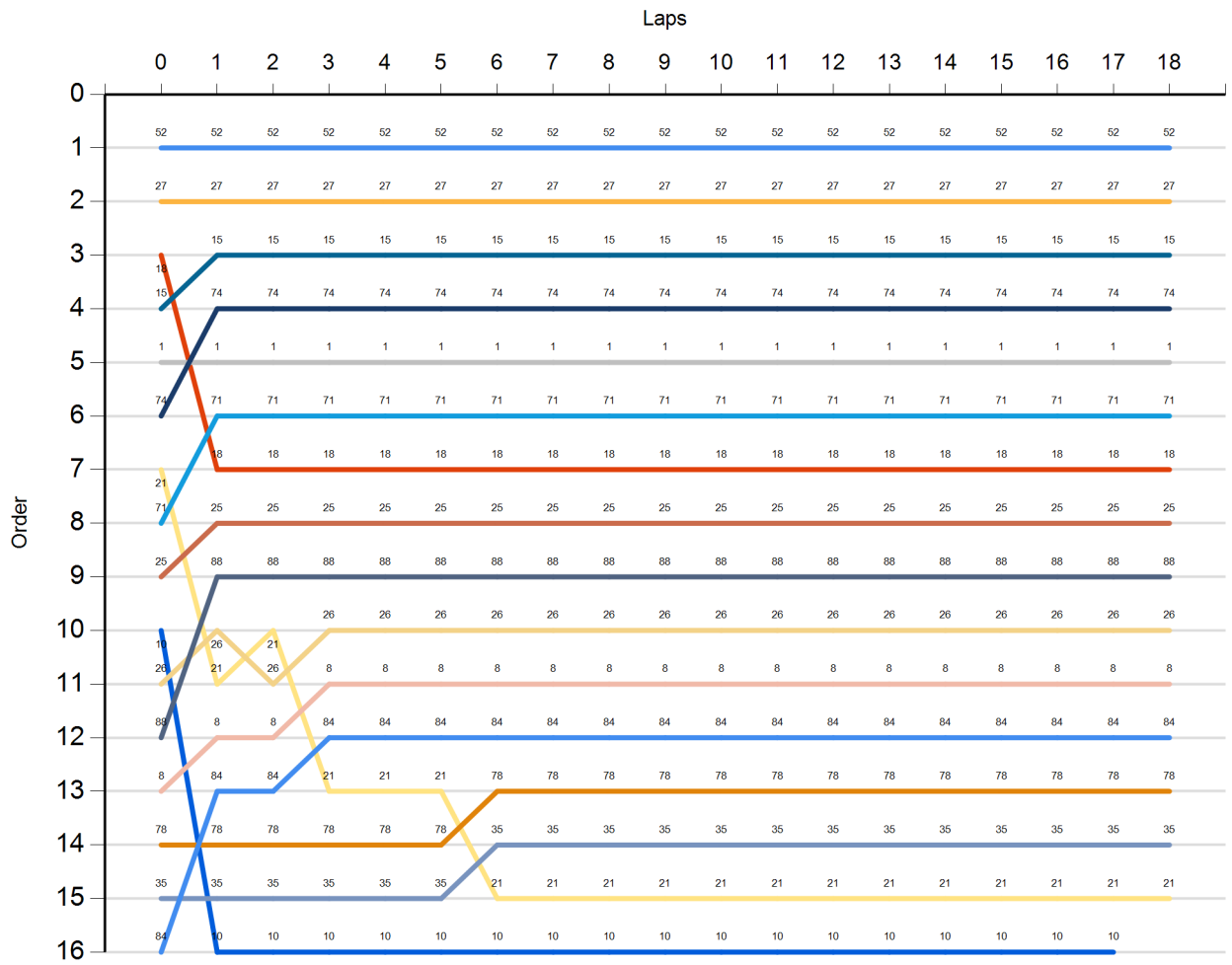


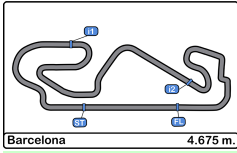


Circuit de Barcelona
Euroformula Open
Race - 2
Graphic Lap Chart



- 52
- 27
- 18
- 15
- 1
- 74
- 21
- 71
- 25
- 10
- 26
- 88
- 8
- 78
- 35
- 84



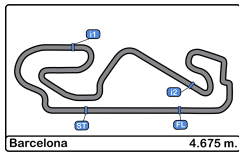


Circuit de Barcelona
Euroformula Open
Race - 2
Pit Stop Analysis



Nr.	In Day Time	Driver	Nat	Cat	Team	Nat	Vehicle	In Time	Stop N°	Pit Time	Handicap	Penalty
21	11:43:11.061	Josh Mason			Double R Racing		Dallara F320 HWA	10:09.139	1	22.498		

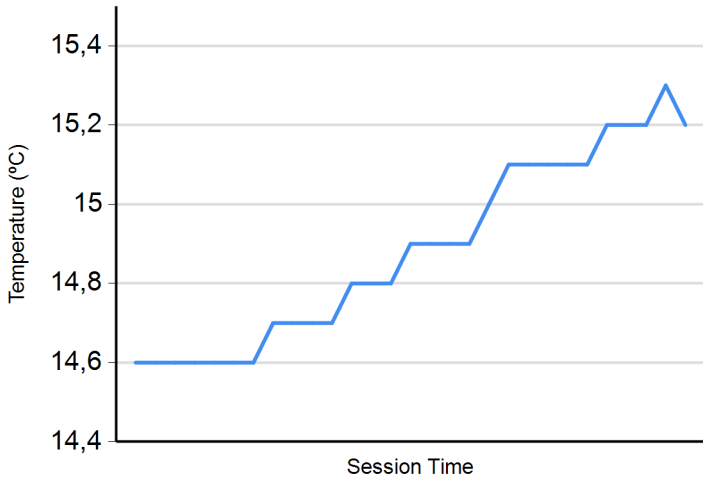




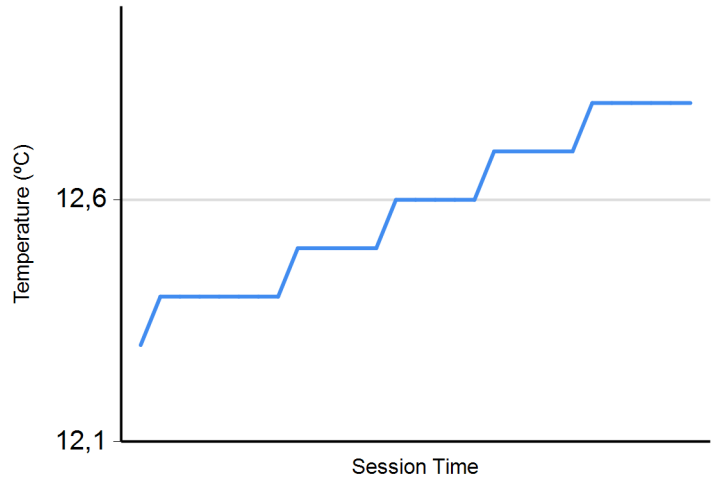
Circuit de Barcelona
Euroformula Open
Race - 2
Weather Report



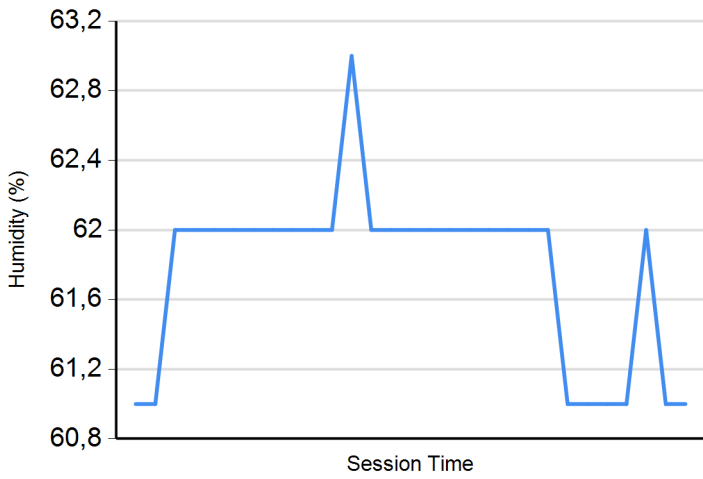
Air Temperature



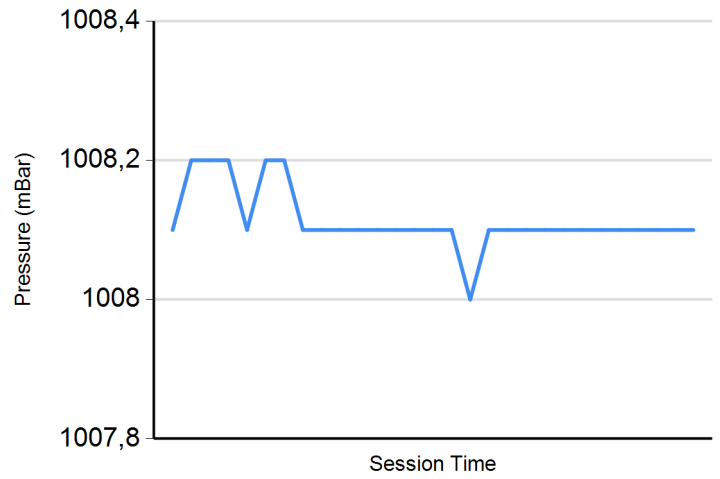
Track Temperature



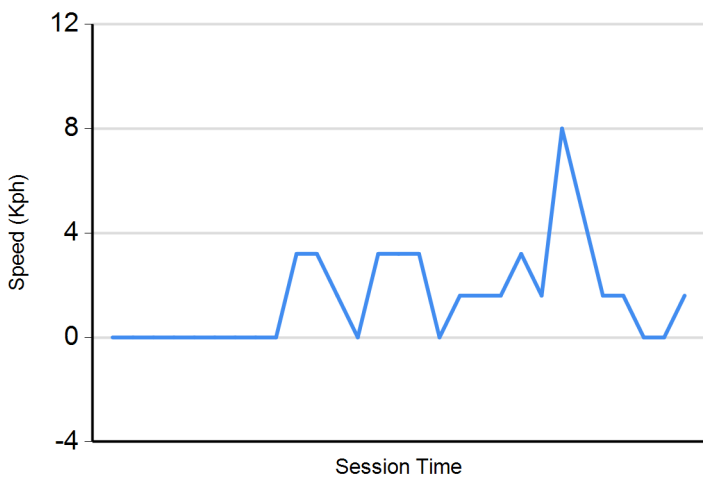
Humidity



Pressure



Wind Speed



Wind direction

North = 0°/360° Est = 90° South = 180° West = 270°

