

Circuito de Barcelona
Euroformula Open
Free Practice - 1
Provisional Results



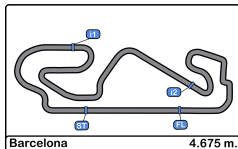
| Clas | Nº | Driver | Nat | Cat | Clas | Team | Nat | Vehicle | Laps | Best | Time | Gap | Interval | Km/h |
|------|----|---------------------|-----|-----|------|-------------------------|-----|---------------------|------|------|----------|-------|----------|-------|
| 1 | 52 | Jak Crawford | USA | R | 1 | Team Motopark | DEU | Dallara F320 Spiess | 17 | 16 | 1:36.069 | | | 175.1 |
| 2 | 74 | Cem Bolukbasi | TUR | | | Van Amersfoort Racing | NLD | Dallara F320 HWA | 13 | 12 | 1:36.215 | 0.146 | 0.146 | 174.9 |
| 3 | 28 | Cameron Das | USA | | | Team Motopark | DEU | Dallara F320 Spiess | 16 | 15 | 1:36.270 | 0.201 | 0.055 | 174.8 |
| 4 | 27 | Louis Foster | GBR | | | CryptoTower Racing Team | JPN | Dallara F320 Spiess | 17 | 15 | 1:36.414 | 0.345 | 0.144 | 174.5 |
| 5 | 15 | Enzo Trulli | ITA | R | 2 | Carlin | GBR | Dallara F320 Spiess | 18 | 12 | 1:36.516 | 0.447 | 0.102 | 174.3 |
| 6 | 18 | Nazim Azman | MYS | | | CryptoTower Racing Team | JPN | Dallara F320 Spiess | 17 | 15 | 1:36.723 | 0.654 | 0.207 | 174.0 |
| 7 | 25 | Casper Stevenson | GBR | R | 3 | Van Amersfoort Racing | NLD | Dallara F320 HWA | 18 | 16 | 1:36.779 | 0.710 | 0.056 | 173.9 |
| 8 | 21 | Josh Mason | GBR | | | Double R Racing | GBR | Dallara F320 HWA | 18 | 12 | 1:36.874 | 0.805 | 0.095 | 173.7 |
| 9 | 71 | Brad Benavides | USA | | | Carlin | GBR | Dallara F320 Spiess | 19 | 18 | 1:36.928 | 0.859 | 0.054 | 173.6 |
| 10 | 26 | Sebastian Alvarez | MEX | | | Double R Racing | GBR | Dallara F320 HWA | 21 | 20 | 1:37.211 | 1.142 | 0.283 | 173.1 |
| 11 | 8 | Rafael Villagomez | MEX | | | Van Amersfoort Racing | NLD | Dallara F320 HWA | 18 | 16 | 1:37.321 | 1.252 | 0.110 | 172.9 |
| 12 | 35 | Enzo Scionti | USA | R | 4 | Drivex | ESP | Dallara F320 HWA | 13 | 12 | 1:37.424 | 1.355 | 0.103 | 172.7 |
| 13 | 84 | Francesco Simonazzi | ITA | R | 5 | BVM Racing | ITA | Dallara F320 Spiess | 21 | 13 | 1:37.502 | 1.433 | 0.078 | 172.6 |
| 14 | 10 | Christian Mansell | AUS | R | 6 | Team Motopark | DEU | Dallara F320 Spiess | 17 | 16 | 1:37.572 | 1.503 | 0.070 | 172.4 |
| 15 | 78 | Dexter Patterson | GBR | | | Drivex | ESP | Dallara F320 HWA | 20 | 17 | 1:37.883 | 1.814 | 0.311 | 171.9 |
| 16 | 88 | Filip Kaminiarz | POL | | | CryptoTower Racing Team | JPN | Dallara F320 Spiess | 8 | 4 | 1:39.081 | 3.012 | 1.198 | 169.8 |

Published at:.....

Track Temp: 14.3 °C Air Temp: 16.6 °C Humidity: 68 % Track Status: DRY

| | | |
|------------------|-----------------------|---|
| Stewards: | Race Director: | Timekeeper: Luis Angel Garcia Nuñez JOB/I-0020-ESP |
|------------------|-----------------------|---|





Circuito de Barcelona
Euroformula Open
Free Practice - 1
Provisional Results by Category



| Clas | Nº | Driver | Nat | Cat | Clas | Team | Nat | Vehicle | Laps | Best | Time | Gap | Interval | Km/h |
|------|----|-------------------|-----|-----|------|-------------------------|-----|---------------------|------|------|----------|-------|----------|-------|
| 1 | 74 | Cem Bolukbasi | TUR | | | Van Amersfoort Racing | NLD | Dallara F320 HWA | 13 | 12 | 1:36.215 | | | 174.9 |
| 2 | 28 | Cameron Das | USA | | | Team Motopark | DEU | Dallara F320 Spiess | 16 | 15 | 1:36.270 | 0.055 | 0.055 | 174.8 |
| 3 | 27 | Louis Foster | GBR | | | CryptoTower Racing Team | JPN | Dallara F320 Spiess | 17 | 15 | 1:36.414 | 0.199 | 0.144 | 174.5 |
| 4 | 18 | Nazim Azman | MYS | | | CryptoTower Racing Team | JPN | Dallara F320 Spiess | 17 | 15 | 1:36.723 | 0.508 | 0.309 | 174.0 |
| 5 | 21 | Josh Mason | GBR | | | Double R Racing | GBR | Dallara F320 HWA | 18 | 12 | 1:36.874 | 0.659 | 0.151 | 173.7 |
| 6 | 71 | Brad Benavides | USA | | | Carlin | GBR | Dallara F320 Spiess | 19 | 18 | 1:36.928 | 0.713 | 0.054 | 173.6 |
| 7 | 26 | Sebastian Alvarez | MEX | | | Double R Racing | GBR | Dallara F320 HWA | 21 | 20 | 1:37.211 | 0.996 | 0.283 | 173.1 |
| 8 | 8 | Rafael Villagomez | MEX | | | Van Amersfoort Racing | NLD | Dallara F320 HWA | 18 | 16 | 1:37.321 | 1.106 | 0.110 | 172.9 |
| 9 | 78 | Dexter Patterson | GBR | | | Drivex | ESP | Dallara F320 HWA | 20 | 17 | 1:37.883 | 1.668 | 0.562 | 171.9 |
| 10 | 88 | Filip Kaminiarz | POL | | | CryptoTower Racing Team | JPN | Dallara F320 Spiess | 8 | 4 | 1:39.081 | 2.866 | 1.198 | 169.8 |

| Rookie | | | | | | | | | | | | | | |
|--------|----|---------------------|-----|---|---|-----------------------|-----|---------------------|----|----|----------|-------|-------|-------|
| 1 | 52 | Jak Crawford | USA | R | 1 | Team Motopark | DEU | Dallara F320 Spiess | 17 | 16 | 1:36.069 | | | 175.1 |
| 2 | 15 | Enzo Trulli | ITA | R | 2 | Carlin | GBR | Dallara F320 Spiess | 18 | 12 | 1:36.516 | 0.447 | 0.447 | 174.3 |
| 3 | 25 | Casper Stevenson | GBR | R | 3 | Van Amersfoort Racing | NLD | Dallara F320 HWA | 18 | 16 | 1:36.779 | 0.710 | 0.263 | 173.9 |
| 4 | 35 | Enzo Scionti | USA | R | 4 | Drivex | ESP | Dallara F320 HWA | 13 | 12 | 1:37.424 | 1.355 | 0.645 | 172.7 |
| 5 | 84 | Francesco Simonazzi | ITA | R | 5 | BVM Racing | ITA | Dallara F320 Spiess | 21 | 13 | 1:37.502 | 1.433 | 0.078 | 172.6 |
| 6 | 10 | Christian Mansell | AUS | R | 6 | Team Motopark | DEU | Dallara F320 Spiess | 17 | 16 | 1:37.572 | 1.503 | 0.070 | 172.4 |

Published at:.....

Track Temp: 14.3 °C Air Temp: 16.6 °C Humidity: 68 % Track Status: DRY

Stewards:

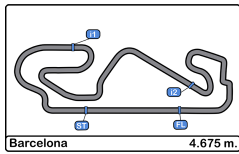
Race Director:

Timekeeper:

Luis Angel García Nuñez

JOB/I-0020-ESP





Circuit de Barcelona
Euroformula Open
Free Practice - 1
Lap Analysis



8

Rafael Villagomez

Dallara F320 HWA **15**

Enzo Trulli

Dallara F320 Spiess

Van Amersfoort Racing Rookie

Carlin

| Lap | D | Time | Sector 1 | Sector 2 | Sector 3 | T. Spd | Elapsed | Lap | D | Time | Sector 1 | Sector 2 | Sector 3 | T. Spd | Elapsed |
|-----|---|--------------|--------------|----------|----------|--------|--------------|-----|---|--------------|--------------|----------|----------|--------|--------------|
| 1 | | 11:08:06.875 | 11:06:49.200 | 42.349 | 35.326 | 162.6 | 11:08:06.875 | 1 | | 11:08:08.367 | 11:06:45.464 | 47.587 | 35.316 | 171.1 | 11:08:08.367 |
| 2 | | 1:46.847 | 31.602 | 39.108 | 36.137 | 225.4 | 11:09:53.722 | 2 | | 1:46.979 | 31.808 | 38.174 | 36.997 | 215.1 | 11:09:55.346 |
| 3 | | 1:48.310 | 30.378 | 41.953 | 35.979 | 231.7 | 11:11:42.032 | 3 | | 1:42.068 | 29.381 | 37.608 | 35.079 | 235.8 | 11:11:37.414 |
| 4 | | 1:40.096 | 29.574 | 37.780 | 32.742 | 232.7 | 11:13:22.128 | 4 | | 1:38.405 | 29.116 | 37.103 | 32.186 | 236.3 | 11:13:15.819 |
| 5 | | 1:39.461 | 29.225 | 37.861 | 32.375 | 235.2 | 11:15:01.589 | 5 | | 1:38.318 | 28.861 | 36.945 | 32.512 | 236.8 | 11:14:54.137 |
| 6 | | 1:43.904 P | 29.126 | 37.624 | 37.154 | 233.7 | 11:16:45.493 | 6 | | 1:37.712 | 28.818 | 36.885 | 32.009 | 235.8 | 11:16:31.849 |
| 7 | | 6:03.829 | 4:51.291 | 38.263 | 34.275 | 167.9 | 11:22:49.322 | 7 | | 1:48.326 P | 28.849 | 36.855 | 42.622 | 234.7 | 11:18:20.175 |
| 8 | | 1:39.580 | 29.369 | 37.494 | 32.717 | 229.2 | 11:24:28.902 | 8 | | 9:16.064 | 8:00.497 | 41.638 | 33.929 | 172.5 | 11:27:36.239 |
| 9 | | 1:39.496 | 29.482 | 37.334 | 32.680 | 231.2 | 11:26:08.398 | 9 | | 1:39.381 | 29.880 | 37.608 | 31.893 | 233.7 | 11:29:15.620 |
| 10 | | 1:43.018 P | 29.249 | 37.359 | 36.410 | 232.7 | 11:27:51.416 | 10 | | 1:36.811 | 28.768 | 36.415 | 31.628 | 235.2 | 11:30:52.431 |
| 11 | | 8:15.373 | 7:00.653 | 40.309 | 34.411 | 158.1 | 11:36:06.789 | 11 | | 1:36.747 | 28.745 | 36.421 | 31.581 | 235.8 | 11:32:29.178 |
| 12 | | 1:45.793 | 32.240 | 38.155 | 35.398 | 225.4 | 11:37:52.582 | 12 | | 1:36.516 | 28.730 | 36.286 | 31.500 | 234.7 | 11:34:05.694 |
| 13 | | 1:40.702 | 30.290 | 37.744 | 32.668 | 231.7 | 11:39:33.284 | 13 | | 1:50.742 P | 30.845 | 38.585 | 41.312 | 234.2 | 11:35:56.436 |
| 14 | | 1:37.887 | 28.990 | 36.899 | 31.998 | 234.2 | 11:41:11.171 | 14 | | 5:29.238 | 4:13.799 | 42.086 | 33.353 | 156.2 | 11:41:25.674 |
| 15 | | 1:37.799 | 29.023 | 36.714 | 32.062 | 234.7 | 11:42:48.970 | 15 | | 1:37.080 | 28.713 | 36.468 | 31.899 | 236.8 | 11:43:02.754 |
| 16 | | 1:37.321 | 28.656 | 36.783 | 31.882 | 236.8 | 11:44:26.291 | 16 | | 1:37.372 | 28.557 | 37.013 | 31.802 | 235.8 | 11:44:40.126 |
| 17 | | 1:37.412 | 28.656 | 36.587 | 32.169 | 238.4 | 11:46:03.703 | 17 | | 1:36.589 | 28.600 | 36.235 | 31.754 | 235.8 | 11:46:16.715 |
| 18 | | 1:42.628 P | 28.770 | 37.097 | 36.761 | 236.3 | 11:47:46.331 | 18 | | 1:58.351 P | 28.612 | 39.373 | 50.366 | 236.3 | 11:48:15.066 |

10

Christian Mansell

Dallara F320 Spiess **18**

Nazim Azman

Dallara F320 Spiess

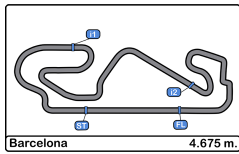
Rookie

Team Motopark

CryptoTower Racing Team

| Lap | D | Time | Sector 1 | Sector 2 | Sector 3 | T. Spd | Elapsed | Lap | D | Time | Sector 1 | Sector 2 | Sector 3 | T. Spd | Elapsed |
|-----|---|----------------|--------------|----------|----------|--------|--------------|-----|---|----------------|--------------|----------|----------|--------|--------------|
| 1 | | 11:08:33.215 P | 11:07:07.415 | 43.932 | 41.868 | 164.8 | 11:08:33.215 | 1 | | 11:08:22.094 P | 11:06:54.951 | 42.993 | 44.150 | 152.3 | 11:08:22.094 |
| 2 | | 2:22.822 | 1:11.129 | 38.878 | 32.815 | 171.1 | 11:10:56.037 | 2 | | 2:27.590 | 1:12.767 | 41.493 | 33.330 | 168.4 | 11:10:49.684 |
| 3 | | 1:39.592 | 29.527 | 37.728 | 32.337 | 232.2 | 11:12:35.629 | 3 | | 1:40.084 | 29.662 | 37.829 | 32.593 | 232.2 | 11:12:29.768 |
| 4 | | 1:38.614 | 29.324 | 37.187 | 32.103 | 232.2 | 11:14:14.243 | 4 | | 1:39.051 | 29.296 | 37.369 | 32.386 | 231.7 | 11:14:08.819 |
| 5 | | 1:38.748 | 29.142 | 37.398 | 32.208 | 233.2 | 11:15:52.991 | 5 | | 1:49.952 P | 29.336 | 38.571 | 42.045 | 232.7 | 11:15:58.771 |
| 6 | | 1:43.246 P | 29.047 | 37.061 | 37.138 | 233.2 | 11:17:36.237 | 6 | | 8:01.056 | 6:41.825 | 43.808 | 35.423 | 144.5 | 11:23:59.827 |
| 7 | | 8:16.214 | 7:02.066 | 40.317 | 33.831 | 177.9 | 11:25:52.451 | 7 | | 1:43.265 | 30.827 | 39.070 | 33.368 | 225.4 | 11:25:43.092 |
| 8 | | 1:42.114 | 30.194 | 37.968 | 33.952 | 231.7 | 11:27:34.565 | 8 | | 1:37.421 | 28.959 | 36.788 | 31.674 | 233.2 | 11:27:20.513 |
| 9 | | 1:38.147 | 29.168 | 36.971 | 32.008 | 232.2 | 11:29:12.712 | 9 | | 1:37.350 | 28.878 | 36.736 | 31.736 | 233.2 | 11:28:57.863 |
| 10 | | 1:37.890 | 29.014 | 36.843 | 32.033 | 233.2 | 11:30:50.602 | 10 | | 1:37.347 | 28.877 | 36.699 | 31.771 | 233.7 | 11:30:35.210 |
| 11 | | 1:44.754 P | 28.928 | 39.100 | 36.726 | 233.7 | 11:32:35.356 | 11 | | 1:44.710 P | 28.941 | 36.839 | 38.930 | 234.2 | 11:32:19.920 |
| 12 | | 7:45.756 | 6:30.717 | 39.460 | 35.579 | 178.5 | 11:40:21.112 | 12 | | 7:15.325 | 5:57.030 | 42.103 | 36.192 | 152.3 | 11:39:35.245 |
| 13 | | 1:45.511 | 32.402 | 38.629 | 34.480 | 232.2 | 11:42:06.623 | 13 | | 1:41.773 | 30.871 | 38.345 | 32.557 | 233.7 | 11:41:17.018 |
| 14 | | 1:37.952 | 29.102 | 36.924 | 31.926 | 233.2 | 11:43:44.575 | 14 | | 1:37.237 | 28.865 | 36.691 | 31.681 | 233.7 | 11:42:54.255 |
| 15 | | 1:38.498 | 29.400 | 36.968 | 32.130 | 234.2 | 11:45:23.073 | 15 | | 1:36.723 | 28.710 | 36.475 | 31.538 | 235.2 | 11:44:30.978 |
| 16 | | 1:37.572 | 28.955 | 36.748 | 31.869 | 233.7 | 11:47:00.645 | 16 | | 1:36.758 | 28.710 | 36.328 | 31.720 | 236.8 | 11:46:07.736 |
| 17 | | 1:45.032 P | 29.255 | 37.355 | 38.422 | 233.7 | 11:48:45.677 | 17 | | 2:01.149 P | 29.254 | 42.720 | 49.175 | 235.8 | 11:48:08.885 |





Circuit de Barcelona
Euroformula Open
Free Practice - 1
Lap Analysis



21

Josh Mason

Dallara F320 HWA 26

Sebastian Alvarez

Dallara F320 HWA

Double R Racing

Double R Racing

| Lap | D | Time | Sector 1 | Sector 2 | Sector 3 | T. Spd | Elapsed | Lap | D | Time | Sector 1 | Sector 2 | Sector 3 | T. Spd | Elapsed |
|-----|---|----------------|--------------|----------|----------|--------|--------------|-----|---|--------------|--------------|----------|----------|--------|--------------|
| 1 | | 11:08:53.299 P | 11:07:29.882 | 42.169 | 41.248 | 142.4 | 11:08:53.299 | 1 | | 11:08:07.708 | 11:06:46.697 | 43.466 | 37.545 | 160.2 | 11:08:07.708 |
| 2 | | 2:05.725 | 51.506 | 40.669 | 33.550 | 175.6 | 11:10:59.024 | 2 | | 1:50.074 | 33.296 | 39.976 | 36.802 | 205.7 | 11:09:57.782 |
| 3 | | 1:41.648 | 30.375 | 38.447 | 32.826 | 225.4 | 11:12:40.672 | 3 | | 1:40.312 | 29.372 | 37.834 | 33.106 | 233.7 | 11:11:38.094 |
| 4 | | 1:38.340 | 29.103 | 37.070 | 32.167 | 234.2 | 11:14:19.012 | 4 | | 1:40.513 | 28.952 | 37.228 | 34.333 | 235.8 | 11:13:18.607 |
| 5 | | 1:38.026 | 28.868 | 37.079 | 32.079 | 235.2 | 11:15:57.038 | 5 | | 1:38.835 | 29.151 | 37.171 | 32.513 | 232.2 | 11:14:57.442 |
| 6 | | 1:38.067 | 28.740 | 37.020 | 32.307 | 236.3 | 11:17:35.105 | 6 | | 1:39.589 | 29.343 | 37.720 | 32.526 | 237.8 | 11:16:37.031 |
| 7 | | 1:37.910 | 28.747 | 37.107 | 32.056 | 235.8 | 11:19:13.015 | 7 | | 1:38.551 | 28.919 | 37.212 | 32.420 | 234.2 | 11:18:15.582 |
| 8 | | 1:37.877 | 28.728 | 36.987 | 32.162 | 235.2 | 11:20:50.892 | 8 | | 1:38.324 | 28.968 | 36.972 | 32.384 | 235.2 | 11:19:53.906 |
| 9 | | 1:43.635 P | 29.605 | 37.064 | 36.966 | 235.2 | 11:22:34.527 | 9 | | 1:38.088 | 28.908 | 37.010 | 32.170 | 232.7 | 11:21:31.994 |
| 10 | | 9:35.972 | 8:23.899 | 39.302 | 32.771 | 159.7 | 11:32:10.499 | 10 | | 1:38.048 | 28.958 | 36.950 | 32.140 | 232.2 | 11:23:10.042 |
| 11 | | 1:39.154 | 29.537 | 37.411 | 32.206 | 231.7 | 11:33:49.653 | 11 | | 1:48.807 P | 28.953 | 36.898 | 42.956 | 233.2 | 11:24:58.849 |
| 12 | | 1:36.874 | 28.754 | 36.553 | 31.567 | 233.2 | 11:35:26.527 | 12 | | 6:11.358 | 4:57.698 | 39.721 | 33.939 | 162.6 | 11:31:10.207 |
| 13 | | 1:36.997 | 28.762 | 36.595 | 31.640 | 233.7 | 11:37:03.524 | 13 | | 1:38.686 | 29.103 | 37.366 | 32.217 | 231.7 | 11:32:48.893 |
| 14 | | 1:37.108 | 28.741 | 36.639 | 31.728 | 234.2 | 11:38:40.632 | 14 | | 1:47.673 P | 29.033 | 36.976 | 41.664 | 232.7 | 11:34:36.566 |
| 15 | | 1:43.731 | 30.138 | 38.999 | 34.594 | 235.2 | 11:40:24.363 | 15 | | 3:19.332 | 2:03.754 | 41.186 | 34.392 | 143.4 | 11:37:55.898 |
| 16 | | 1:37.115 | 28.714 | 36.581 | 31.820 | 235.8 | 11:42:01.478 | 16 | | 1:41.121 | 29.598 | 38.258 | 33.265 | 230.7 | 11:39:37.019 |
| 17 | | 1:37.184 | 28.566 | 36.624 | 31.994 | 235.8 | 11:43:38.662 | 17 | | 1:42.242 | 30.908 | 38.851 | 32.483 | 234.2 | 11:41:19.261 |
| 18 | | 1:44.111 P | 29.181 | 37.236 | 37.694 | 235.8 | 11:45:22.773 | 18 | | 1:37.595 | 28.974 | 36.729 | 31.892 | 234.2 | 11:42:56.856 |
| 19 | | | | | | | | 19 | | 1:37.383 | 28.860 | 36.572 | 31.951 | 232.7 | 11:44:34.239 |
| 20 | | | | | | | | 20 | | 1:37.211 | 29.014 | 36.419 | 31.778 | 233.7 | 11:46:11.450 |
| 21 | | | | | | | | 21 | | 2:00.002 P | 30.863 | 41.647 | 47.492 | 233.7 | 11:48:11.452 |

25

Casper Stevenson

Dallara F320 HWA

Rookie

Van Amersfoort Racing

| Lap | D | Time | Sector 1 | Sector 2 | Sector 3 | T. Spd | Elapsed |
|-----|---|--------------|--------------|----------|----------|--------|--------------|
| 1 | | 11:08:05.312 | 11:06:47.842 | 42.262 | 35.208 | 170.8 | 11:08:05.312 |
| 2 | | 1:44.000 | 30.946 | 39.540 | 33.514 | 225.9 | 11:09:49.312 |
| 3 | | 1:40.078 | 29.823 | 37.649 | 32.606 | 228.3 | 11:11:29.390 |
| 4 | | 1:39.153 | 29.388 | 37.236 | 32.529 | 231.7 | 11:13:08.543 |
| 5 | | 1:39.101 | 29.189 | 37.426 | 32.486 | 232.2 | 11:14:47.644 |
| 6 | | 1:42.812 P | 29.227 | 37.304 | 36.281 | 232.2 | 11:16:30.456 |
| 7 | | 6:28.822 | 5:14.332 | 40.568 | 33.922 | 167.9 | 11:22:59.278 |
| 8 | | 1:41.678 | 29.513 | 37.755 | 34.410 | 232.2 | 11:24:40.956 |
| 9 | | 1:38.101 | 28.920 | 36.979 | 32.202 | 234.2 | 11:26:19.057 |
| 10 | | 1:37.705 | 28.988 | 36.709 | 32.008 | 233.2 | 11:27:56.762 |
| 11 | | 1:37.494 | 28.827 | 36.683 | 31.984 | 234.2 | 11:29:34.256 |
| 12 | | 1:41.459 P | 28.734 | 36.658 | 36.067 | 236.3 | 11:31:15.715 |
| 13 | | 8:10.550 | 6:57.128 | 40.379 | 33.043 | 160.2 | 11:39:26.265 |
| 14 | | 1:40.955 | 29.521 | 38.781 | 32.653 | 226.4 | 11:41:07.220 |
| 15 | | 1:36.898 | 28.669 | 36.567 | 31.662 | 235.8 | 11:42:44.118 |
| 16 | | 1:36.779 | 28.681 | 36.331 | 31.767 | 235.8 | 11:44:20.897 |
| 17 | | 1:36.924 | 28.582 | 36.421 | 31.921 | 238.4 | 11:45:57.821 |
| 18 | | 1:57.468 P | 32.216 | 43.041 | 42.211 | 239.4 | 11:47:55.289 |

27

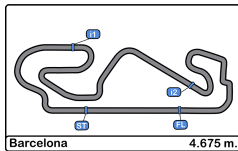
Louis Foster

Dallara F320 Spiess

CryptoTower Racing Team

| Lap | D | Time | Sector 1 | Sector 2 | Sector 3 | T. Spd | Elapsed |
|-----|---|--------------|--------------|----------|----------|--------|--------------|
| 1 | | 11:08:27.138 | 11:07:06.366 | 44.070 | 36.702 | 156.7 | 11:08:27.138 |
| 2 | | 1:48.690 | 31.026 | 39.363 | 38.301 | 218.6 | 11:10:15.828 |
| 3 | | 1:39.039 | 29.307 | 37.507 | 32.225 | 231.2 | 11:11:54.867 |
| 4 | | 1:38.485 | 29.233 | 37.155 | 32.097 | 232.2 | 11:13:33.352 |
| 5 | | 1:38.273 | 29.077 | 37.093 | 32.103 | 233.2 | 11:15:11.625 |
| 6 | | 2:00.809 P | 34.495 | 46.958 | 39.356 | 233.7 | 11:17:12.434 |
| 7 | | 7:01.050 | 5:40.071 | 44.942 | 36.037 | 147.1 | 11:24:13.484 |
| 8 | | 1:45.732 | 33.099 | 39.316 | 33.317 | 202.2 | 11:25:59.216 |
| 9 | | 1:40.234 | 28.915 | 36.700 | 34.619 | 232.2 | 11:27:39.450 |
| 10 | | 1:36.797 | 28.864 | 36.410 | 31.523 | 233.7 | 11:29:16.247 |
| 11 | | 1:43.378 P | 28.742 | 39.597 | 35.039 | 236.8 | 11:30:59.625 |
| 12 | | 10:04.073 | 8:45.037 | 43.347 | 35.689 | 149.1 | 11:41:03.698 |
| 13 | | 1:44.129 | 30.799 | 40.614 | 32.716 | 209.3 | 11:42:47.827 |
| 14 | | 1:37.291 | 28.894 | 36.436 | 31.961 | 232.2 | 11:44:25.118 |
| 15 | | 1:36.414 | 28.724 | 36.273 | 31.417 | 232.2 | 11:46:01.532 |
| 16 | | 1:36.520 | 28.762 | 36.223 | 31.535 | 233.2 | 11:47:38.052 |
| 17 | | 1:54.493 P | 30.429 | 42.599 | 41.465 | 233.7 | 11:49:32.545 |





Circuito de Barcelona
Euroformula Open
Free Practice - 1
Lap Analysis



28

Cameron Das

Dallara F320 Spiess 71

Brad Benavides

Dallara F320 Spiess

Team Motopark

Carlin

| Lap | D | Time | Sector 1 | Sector 2 | Sector 3 | T. Spd | Elapsed | Lap | D | Time | Sector 1 | Sector 2 | Sector 3 | T. Spd | Elapsed |
|-----|---|--------------|--------------|----------|----------|--------|--------------|-----|---|--------------|--------------|----------|----------|--------|--------------|
| 1 | | 11:09:32.209 | 11:08:13.284 | 41.930 | 36.995 | 171.1 | 11:09:32.209 | 1 | | 11:08:08.986 | 11:06:46.393 | 47.761 | 34.832 | 167.7 | 11:08:08.986 |
| 2 | | 1:45.062 | 31.691 | 39.593 | 33.778 | 226.8 | 11:11:17.271 | 2 | | 1:47.197 | 31.895 | 38.152 | 37.150 | 214.2 | 11:09:56.183 |
| 3 | | 1:39.073 | 29.442 | 37.327 | 32.304 | 230.7 | 11:12:56.344 | 3 | | 1:39.504 | 29.351 | 37.361 | 32.792 | 235.8 | 11:11:35.687 |
| 4 | | 1:39.208 | 29.240 | 37.735 | 32.233 | 231.7 | 11:14:35.552 | 4 | | 1:38.334 | 29.135 | 36.996 | 32.203 | 233.2 | 11:13:14.021 |
| 5 | | 1:38.093 | 29.073 | 36.955 | 32.065 | 232.7 | 11:16:13.645 | 5 | | 1:42.879 | 31.089 | 38.013 | 33.777 | 234.2 | 11:14:56.900 |
| 6 | | 1:37.905 | 28.987 | 36.870 | 32.048 | 233.2 | 11:17:51.550 | 6 | | 1:38.127 | 29.092 | 36.982 | 32.053 | 234.7 | 11:16:35.027 |
| 7 | | 1:43.126 P | 29.043 | 37.009 | 37.074 | 233.7 | 11:19:34.676 | 7 | | 1:37.883 | 28.895 | 36.899 | 32.089 | 234.7 | 11:18:12.910 |
| 8 | | 8:28.911 | 7:18.318 | 38.201 | 32.392 | 176.4 | 11:28:03.587 | 8 | | 1:43.213 P | 29.105 | 37.033 | 37.075 | 235.2 | 11:19:56.123 |
| 9 | | 1:37.830 | 29.085 | 36.831 | 31.914 | 231.7 | 11:29:41.417 | 9 | | 7:50.178 | 6:29.250 | 41.779 | 39.149 | 170.6 | 11:27:46.301 |
| 10 | | 1:37.901 | 28.997 | 36.955 | 31.949 | 232.7 | 11:31:19.318 | 10 | | 1:43.957 | 30.175 | 39.372 | 34.410 | 235.2 | 11:29:30.258 |
| 11 | | 1:37.715 | 28.998 | 36.830 | 31.887 | 232.7 | 11:32:57.033 | 11 | | 1:37.320 | 28.851 | 36.631 | 31.838 | 234.2 | 11:31:07.578 |
| 12 | | 1:43.471 P | 28.884 | 36.779 | 37.808 | 233.7 | 11:34:40.504 | 12 | | 1:37.033 | 28.709 | 36.520 | 31.804 | 234.7 | 11:32:44.611 |
| 13 | | 8:12.135 | 7:01.236 | 38.666 | 32.233 | 167.1 | 11:42:52.639 | 13 | | 1:45.253 | 29.783 | 38.908 | 36.562 | 235.8 | 11:34:29.864 |
| 14 | | 1:36.816 | 29.070 | 36.434 | 31.312 | 231.2 | 11:44:29.455 | 14 | | 1:37.379 | 28.900 | 36.617 | 31.862 | 233.7 | 11:36:07.243 |
| 15 | | 1:36.270 | 28.657 | 36.289 | 31.324 | 233.2 | 11:46:05.725 | 15 | | 1:50.958 P | 32.504 | 38.499 | 39.955 | 234.2 | 11:37:58.201 |
| 16 | | 1:42.933 P | 28.628 | 36.723 | 37.582 | 235.2 | 11:47:48.658 | 16 | | 6:21.485 | 5:08.698 | 38.357 | 34.430 | 174.7 | 11:44:19.686 |
| 17 | | | | | | | | 17 | | 1:37.240 | 28.955 | 36.564 | 31.721 | 234.7 | 11:45:56.926 |
| 18 | | | | | | | | 18 | | 1:36.928 | 28.656 | 36.476 | 31.796 | 235.8 | 11:47:33.854 |
| 19 | | | | | | | | 19 | | 1:48.202 P | 29.114 | 37.535 | 41.553 | 235.2 | 11:49:22.056 |

35

Enzo Scionti

Dallara F320 HWA

Rookie

Drivex

| Lap | D | Time | Sector 1 | Sector 2 | Sector 3 | T. Spd | Elapsed |
|-----|---|--------------|--------------|----------|----------|--------|--------------|
| 1 | | 11:08:54.184 | 11:07:35.531 | 43.808 | 34.845 | 167.9 | 11:08:54.184 |
| 2 | | 1:41.042 | 29.840 | 38.171 | 33.031 | 232.2 | 11:10:35.226 |
| 3 | | 1:39.920 | 29.459 | 37.696 | 32.765 | 233.7 | 11:12:15.146 |
| 4 | | 1:39.294 | 29.341 | 37.344 | 32.609 | 233.7 | 11:13:54.440 |
| 5 | | 1:39.353 | 29.226 | 37.445 | 32.682 | 235.2 | 11:15:33.793 |
| 6 | | 1:38.950 | 29.104 | 37.182 | 32.664 | 234.7 | 11:17:12.743 |
| 7 | | 1:39.106 | 29.056 | 37.289 | 32.761 | 234.7 | 11:18:51.849 |
| 8 | | 1:48.366 P | 29.134 | 37.271 | 41.961 | 234.2 | 11:20:40.215 |
| 9 | | 19:07.106 | 17:24.912 | 56.499 | 45.695 | 128.8 | 11:39:47.321 |
| 10 | | 1:56.452 | 34.745 | 43.690 | 38.017 | 214.7 | 11:41:43.773 |
| 11 | | 1:37.616 | 28.977 | 36.775 | 31.864 | 234.2 | 11:43:21.389 |
| 12 | | 1:37.424 | 28.818 | 36.625 | 31.981 | 234.7 | 11:44:58.813 |
| 13 | | 2:05.677 P | 35.075 | 46.755 | 43.847 | 234.7 | 11:47:04.490 |

74

Cem Bolukbasi

Dallara F320 HWA

Van Amersfoort Racing

| Lap | D | Time | Sector 1 | Sector 2 | Sector 3 | T. Spd | Elapsed |
|-----|---|--------------|--------------|----------|----------|--------|--------------|
| 1 | | 11:14:56.709 | 11:13:33.588 | 45.359 | 37.762 | 134.4 | 11:14:56.709 |
| 2 | | 1:47.497 | 33.309 | 41.740 | 32.448 | 202.6 | 11:16:44.206 |
| 3 | | 1:38.377 | 29.140 | 36.938 | 32.299 | 233.2 | 11:18:22.583 |
| 4 | | 1:39.356 | 28.956 | 37.737 | 32.663 | 234.2 | 11:20:01.939 |
| 5 | | 1:38.180 | 28.922 | 36.965 | 32.293 | 233.7 | 11:21:40.119 |
| 6 | | 1:37.568 | 28.858 | 36.738 | 31.972 | 234.7 | 11:23:17.687 |
| 7 | | 1:37.283 | 28.836 | 36.539 | 31.908 | 235.2 | 11:24:54.970 |
| 8 | | 1:41.713 P | 28.801 | 36.780 | 36.132 | 235.8 | 11:26:36.683 |
| 9 | | 13:05.478 | 11:46.503 | 43.531 | 35.444 | 137.4 | 11:39:42.161 |
| 10 | | 1:42.051 | 30.310 | 38.636 | 33.105 | 232.2 | 11:41:24.212 |
| 11 | | 1:36.590 | 28.573 | 36.253 | 31.764 | 235.2 | 11:43:00.802 |
| 12 | | 1:36.215 | 28.453 | 36.292 | 31.470 | 235.8 | 11:44:37.017 |
| 13 | | 1:47.111 P | 28.497 | 37.458 | 41.156 | 236.8 | 11:46:24.128 |

52

Jak Crawford

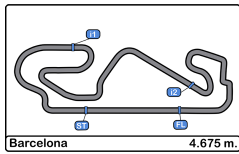
Dallara F320 Spiess

Rookie

Team Motopark

| Lap | D | Time | Sector 1 | Sector 2 | Sector 3 | T. Spd | Elapsed |
|-----|---|--------------|--------------|----------|----------|--------|--------------|
| 1 | | 11:08:18.269 | 11:06:58.511 | 43.422 | 36.336 | 162.8 | 11:08:18.269 |
| 2 | | 1:45.714 | 31.803 | 39.227 | 34.684 | 222.6 | 11:10:03.983 |
| 3 | | 1:39.431 | 29.427 | 37.547 | 32.457 | 232.2 | 11:11:43.414 |
| 4 | | 1:43.702 | 29.159 | 37.346 | 37.197 | 234.7 | 11:13:27.116 |
| 5 | | 1:41.395 | 31.834 | 37.530 | 32.031 | 232.7 | 11:15:08.511 |
| 6 | | 1:43.917 P | 29.012 | 37.194 | 37.711 | 233.7 | 11:16:52.428 |
| 7 | | 5:48.160 | 4:28.265 | 44.003 | 35.892 | 151.8 | 11:22:40.588 |
| 8 | | 1:45.053 | 31.709 | 39.437 | 33.907 | 223.6 | 11:24:25.641 |
| 9 | | 1:37.516 | 29.117 | 36.735 | 31.664 | 231.7 | 11:26:03.157 |
| 10 | | 1:42.305 | 28.803 | 36.583 | 36.919 | 234.2 | 11:27:45.462 |
| 11 | | 1:36.976 | 28.880 | 36.496 | 31.600 | 233.7 | 11:29:22.438 |
| 12 | | 1:45.863 P | 28.822 | 36.547 | 40.494 | 234.2 | 11:31:08.301 |
| 13 | | 9:48.970 | 8:26.268 | 45.396 | 37.306 | 157.4 | 11:40:57.271 |
| 14 | | 1:43.866 | 32.204 | 39.056 | 32.606 | 224.5 | 11:42:41.137 |
| 15 | | 1:36.893 | 28.896 | 36.507 | 31.490 | 231.7 | 11:44:18.030 |
| 16 | | 1:36.069 | 28.718 | 36.191 | 31.160 | 233.2 | 11:45:54.099 |
| 17 | | 1:43.262 P | 28.644 | 37.087 | 37.531 | 233.7 | 11:47:37.361 |





Circuit de Barcelona
Euroformula Open
Free Practice - 1
Lap Analysis



78

Dexter Patterson

Dallara F320 HWA 88

Filip Kaminiarz

Dallara F320 Spiess

Drivex

CryptoTower Racing Team

| Lap | D | Time | Sector 1 | Sector 2 | Sector 3 | T. Spd | Elapsed | Lap | D | Time | Sector 1 | Sector 2 | Sector 3 | T. Spd | Elapsed |
|-----|---|--------------|--------------|----------|----------|--------|--------------|-----|---|--------------|--------------|----------|----------|--------|--------------|
| 1 | | 11:08:33.768 | 11:07:11.912 | 45.517 | 36.339 | 163.6 | 11:08:33.768 | 1 | | 11:08:20.057 | 11:06:59.828 | 44.319 | 35.910 | 155.1 | 11:08:20.057 |
| 2 | | 1:46.781 | 32.416 | 40.186 | 34.179 | 229.2 | 11:10:20.549 | 2 | | 1:49.663 | 31.344 | 40.913 | 37.406 | 224.0 | 11:10:09.720 |
| 3 | | 1:41.831 | 29.892 | 38.702 | 33.237 | 231.7 | 11:12:02.380 | 3 | | 1:41.873 | 31.155 | 38.082 | 32.636 | 231.7 | 11:11:51.593 |
| 4 | | 1:40.603 | 29.682 | 37.990 | 32.931 | 232.7 | 11:13:42.983 | 4 | | 1:39.081 | 29.315 | 37.497 | 32.269 | 233.2 | 11:13:30.674 |
| 5 | | 1:40.032 | 29.540 | 37.784 | 32.708 | 234.7 | 11:15:23.015 | 5 | | 1:46.267 | 29.223 | 40.381 | 36.663 | 233.7 | 11:15:16.941 |
| 6 | | 1:39.798 | 29.418 | 37.707 | 32.673 | 234.7 | 11:17:02.813 | 6 | | 1:48.595 P | 31.440 | 38.302 | 38.853 | 231.7 | 11:17:05.536 |
| 7 | | 1:52.993 P | 29.441 | 39.438 | 44.114 | 235.2 | 11:18:55.806 | 7 | | 5:36.446 | 4:16.590 | 44.073 | 35.783 | 155.3 | 11:22:41.982 |
| 8 | | 5:18.293 | 3:58.334 | 44.019 | 35.940 | 165.1 | 11:24:14.099 | 8 | | 2:03.890 P | 31.978 | 42.778 | 49.134 | 218.6 | 11:24:45.872 |
| 9 | | 1:46.564 | 31.797 | 40.614 | 34.153 | 219.5 | 11:26:00.663 | | | | | | | | |
| 10 | | 1:40.379 | 29.223 | 37.830 | 33.326 | 233.7 | 11:27:41.042 | | | | | | | | |
| 11 | | 1:39.461 | 29.310 | 37.551 | 32.600 | 234.2 | 11:29:20.503 | | | | | | | | |
| 12 | | 1:52.090 P | 29.316 | 37.243 | 45.531 | 234.7 | 11:31:12.593 | | | | | | | | |
| 13 | | 6:13.060 | 4:54.242 | 43.652 | 35.166 | 155.1 | 11:37:25.653 | | | | | | | | |
| 14 | | 1:43.812 | 31.586 | 39.493 | 32.733 | 233.7 | 11:39:09.465 | | | | | | | | |
| 15 | | 1:38.856 | 29.382 | 37.440 | 32.034 | 232.2 | 11:40:48.321 | | | | | | | | |
| 16 | | 1:38.148 | 29.127 | 37.003 | 32.018 | 231.7 | 11:42:26.469 | | | | | | | | |
| 17 | | 1:37.883 | 29.053 | 36.806 | 32.024 | 231.7 | 11:44:04.352 | | | | | | | | |
| 18 | | 1:45.221 | 31.599 | 40.367 | 33.255 | 233.2 | 11:45:49.573 | | | | | | | | |
| 19 | | 1:37.942 | 29.053 | 36.830 | 32.059 | 236.3 | 11:47:27.515 | | | | | | | | |
| 20 | | 1:52.243 P | 30.123 | 39.157 | 42.963 | 233.7 | 11:49:19.758 | | | | | | | | |

84

Francesco Simonazzi

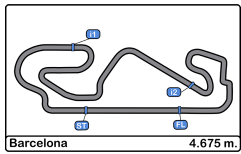
Dallara F320 Spiess

Rookie

BVM Racing

| Lap | D | Time | Sector 1 | Sector 2 | Sector 3 | T. Spd | Elapsed |
|-----|---|--------------|--------------|----------|----------|--------|--------------|
| 1 | | 11:08:45.177 | 11:07:28.282 | 42.421 | 34.474 | 145.7 | 11:08:45.177 |
| 2 | | 1:41.645 | 30.205 | 38.484 | 32.956 | 229.7 | 11:10:26.822 |
| 3 | | 1:39.730 | 29.410 | 37.540 | 32.780 | 231.7 | 11:12:06.552 |
| 4 | | 1:38.760 | 29.143 | 37.266 | 32.351 | 233.2 | 11:13:45.312 |
| 5 | | 1:38.595 | 28.990 | 37.362 | 32.243 | 234.7 | 11:15:23.907 |
| 6 | | 1:44.139 P | 29.621 | 37.575 | 36.943 | 235.8 | 11:17:08.046 |
| 7 | | 4:02.323 | 2:41.935 | 44.720 | 35.668 | 117.5 | 11:21:10.369 |
| 8 | | 1:42.721 | 30.071 | 39.231 | 33.419 | 229.7 | 11:22:53.090 |
| 9 | | 1:38.558 | 29.064 | 37.274 | 32.220 | 232.2 | 11:24:31.648 |
| 10 | | 1:37.962 | 28.972 | 37.106 | 31.884 | 234.2 | 11:26:09.610 |
| 11 | | 1:40.007 | 28.810 | 36.901 | 34.296 | 236.3 | 11:27:49.617 |
| 12 | | 1:37.726 | 28.918 | 36.963 | 31.845 | 234.2 | 11:29:27.343 |
| 13 | | 1:37.502 | 28.957 | 36.663 | 31.882 | 234.2 | 11:31:04.845 |
| 14 | | 1:37.529 | 28.972 | 36.762 | 31.795 | 232.2 | 11:32:42.374 |
| 15 | | 1:42.074 P | 28.957 | 36.973 | 36.144 | 233.7 | 11:34:24.448 |
| 16 | | 5:43.892 | 4:32.260 | 39.152 | 32.480 | 180.3 | 11:40:08.340 |
| 17 | | 1:38.157 | 29.187 | 37.030 | 31.940 | 232.7 | 11:41:46.497 |
| 18 | | 1:40.561 | 28.991 | 37.685 | 33.885 | 234.2 | 11:43:27.058 |
| 19 | | 1:37.539 | 28.821 | 36.796 | 31.922 | 233.7 | 11:45:04.597 |
| 20 | | 1:38.072 | 29.130 | 36.961 | 31.981 | 232.2 | 11:46:42.669 |
| 21 | | 1:45.327 P | 28.949 | 36.904 | 39.474 | 233.2 | 11:48:27.996 |



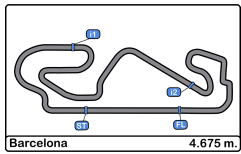


Circuit de Barcelona
Euroformula Open
Free Practice - 1
Best Sectors Results



| Sector - 1 | | | Sector - 2 | | | Sector - 3 | | | Ideal Lap vs Best Lap | | | | | | |
|------------|----|---------------------|------------|----|---------------------|------------|----|---------------------|-----------------------|------|----|---------------------|-----------|----------|------|
| Clas | Nº | Driver | Time | Nº | Driver | Time | Nº | Driver | Time | Clas | Nº | Driver | Ideal Lap | Best Lap | Clas |
| 1 | 74 | Cem Bolukbasi | 28.453 | 52 | Jak Crawford | 36.191 | 52 | Jak Crawford | 31.160 | 1 | 52 | Jak Crawford | 1:35.995 | 1:36.069 | 1 |
| 2 | 15 | Enzo Trulli | 28.557 | 27 | Louis Foster | 36.223 | 28 | Cameron Das | 31.312 | 2 | 74 | Cem Bolukbasi | 1:36.176 | 1:36.215 | 2 |
| 3 | 21 | Josh Mason | 28.566 | 15 | Enzo Trulli | 36.235 | 27 | Louis Foster | 31.417 | 3 | 28 | Cameron Das | 1:36.229 | 1:36.270 | 3 |
| 4 | 25 | Casper Stevenson | 28.582 | 74 | Cem Bolukbasi | 36.253 | 74 | Cem Bolukbasi | 31.470 | 4 | 15 | Enzo Trulli | 1:36.292 | 1:36.516 | 5 |
| 5 | 28 | Cameron Das | 28.628 | 28 | Cameron Das | 36.289 | 15 | Enzo Trulli | 31.500 | 5 | 27 | Louis Foster | 1:36.364 | 1:36.414 | 4 |
| 6 | 52 | Jak Crawford | 28.644 | 18 | Nazim Azman | 36.328 | 18 | Nazim Azman | 31.538 | 6 | 25 | Casper Stevenson | 1:36.575 | 1:36.779 | 7 |
| 7 | 71 | Brad Benavides | 28.656 | 25 | Casper Stevenson | 36.331 | 21 | Josh Mason | 31.567 | 7 | 18 | Nazim Azman | 1:36.576 | 1:36.723 | 6 |
| 8 | 8 | Rafael Villagomez | 28.656 | 26 | Sebastian Alvarez | 36.419 | 25 | Casper Stevenson | 31.662 | 8 | 21 | Josh Mason | 1:36.686 | 1:36.874 | 8 |
| 9 | 18 | Nazim Azman | 28.710 | 71 | Brad Benavides | 36.476 | 71 | Brad Benavides | 31.721 | 9 | 71 | Brad Benavides | 1:36.853 | 1:36.928 | 9 |
| 10 | 27 | Louis Foster | 28.724 | 21 | Josh Mason | 36.553 | 26 | Sebastian Alvarez | 31.778 | 10 | 26 | Sebastian Alvarez | 1:37.057 | 1:37.211 | 10 |
| 11 | 84 | Francesco Simonazzi | 28.810 | 8 | Rafael Villagomez | 36.587 | 84 | Francesco Simonazzi | 31.795 | 11 | 8 | Rafael Villagomez | 1:37.125 | 1:37.321 | 11 |
| 12 | 35 | Enzo Scioni | 28.818 | 35 | Enzo Scioni | 36.625 | 35 | Enzo Scioni | 31.864 | 12 | 84 | Francesco Simonazzi | 1:37.268 | 1:37.502 | 13 |
| 13 | 26 | Sebastian Alvarez | 28.860 | 84 | Francesco Simonazzi | 36.663 | 10 | Christian Mansell | 31.869 | 13 | 35 | Enzo Scioni | 1:37.307 | 1:37.424 | 12 |
| 14 | 10 | Christian Mansell | 28.928 | 10 | Christian Mansell | 36.748 | 8 | Rafael Villagomez | 31.882 | 14 | 10 | Christian Mansell | 1:37.545 | 1:37.572 | 14 |
| 15 | 78 | Dexter Patterson | 29.053 | 78 | Dexter Patterson | 36.806 | 78 | Dexter Patterson | 32.018 | 15 | 78 | Dexter Patterson | 1:37.877 | 1:37.883 | 15 |
| 16 | 88 | Filip Kaminiarz | 29.223 | 88 | Filip Kaminiarz | 37.497 | 88 | Filip Kaminiarz | 32.269 | 16 | 88 | Filip Kaminiarz | 1:38.989 | 1:39.081 | 16 |



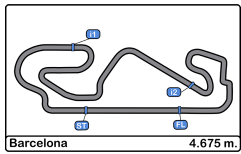


Circuit de Barcelona
Euroformula Open
Free Practice - 1
Best 5 Lap Times



| Cls | Nº | Driver | Nat | Cat | Cls | Team | Nat | Vehicle | Best 1 | | Best 2 | | Best 3 | | Best 4 | | Best 5 | |
|-----|----|-------------------|-----|-----|-----|-------------------------|-----|---------------------|----------|-----|----------|-----|----------|-----|----------|-----|----------|-----|
| | | | | | | | | | Time | Lap | Time | Lap | Time | Lap | Time | Lap | Time | Lap |
| 1 | 52 | Jak Crawford | USA | R | 1 | Team Motopark | DEU | Dallara F320 Spiess | 1:36.069 | 16 | 1:36.893 | 15 | 1:36.976 | 11 | 1:37.516 | 9 | 1:39.431 | 3 |
| 2 | 74 | Cem Bolukbasi | TUR | | | Van Amersfoort Racing | IND | Dallara F320 HWA | 1:36.215 | 12 | 1:36.590 | 11 | 1:37.283 | 7 | 1:37.568 | 6 | 1:38.180 | 5 |
| 3 | 28 | Cameron Das | USA | | | Team Motopark | DEU | Dallara F320 Spiess | 1:36.270 | 15 | 1:36.816 | 14 | 1:37.715 | 11 | 1:37.830 | 9 | 1:37.901 | 10 |
| 4 | 27 | Louis Foster | GBR | | | CryptoTower Racing Team | JPN | Dallara F320 Spiess | 1:36.414 | 15 | 1:36.520 | 16 | 1:36.797 | 10 | 1:37.291 | 14 | 1:38.273 | 5 |
| 5 | 15 | Enzo Trulli | ITA | R | 2 | Carlin | GBR | Dallara F320 Spiess | 1:36.516 | 12 | 1:36.589 | 17 | 1:36.747 | 11 | 1:36.811 | 10 | 1:37.080 | 15 |
| 6 | 18 | Nazim Azman | MYS | | | CryptoTower Racing Team | JPN | Dallara F320 Spiess | 1:36.723 | 15 | 1:36.758 | 16 | 1:37.237 | 14 | 1:37.347 | 10 | 1:37.350 | 9 |
| 7 | 25 | Casper Stevenson | GBR | R | 3 | Van Amersfoort Racing | IND | Dallara F320 HWA | 1:36.779 | 16 | 1:36.898 | 15 | 1:36.924 | 17 | 1:37.494 | 11 | 1:37.705 | 10 |
| 8 | 21 | Josh Mason | GBR | | | Double R Racing | GBR | Dallara F320 HWA | 1:36.874 | 12 | 1:36.997 | 13 | 1:37.108 | 14 | 1:37.115 | 16 | 1:37.184 | 17 |
| 9 | 71 | Brad Benavides | USA | | | Carlin | GBR | Dallara F320 Spiess | 1:36.928 | 18 | 1:37.033 | 12 | 1:37.240 | 17 | 1:37.320 | 11 | 1:37.379 | 14 |
| 10 | 26 | Sebastian Alvarez | MEX | | | Double R Racing | GBR | Dallara F320 HWA | 1:37.211 | 20 | 1:37.383 | 19 | 1:37.595 | 18 | 1:38.048 | 10 | 1:38.088 | 9 |
| 11 | 8 | Rafael Villagomez | MEX | | | Van Amersfoort Racing | IND | Dallara F320 HWA | 1:37.321 | 16 | 1:37.412 | 17 | 1:37.799 | 15 | 1:37.887 | 14 | 1:39.461 | 5 |
| 12 | 35 | Enzo Scionti | USA | R | 4 | Drivex | ESP | Dallara F320 HWA | 1:37.424 | 12 | 1:37.616 | 11 | 1:38.950 | 6 | 1:39.106 | 7 | 1:39.294 | 4 |
| 13 | 84 | Francesco | ITA | R | 5 | BVM Racing | ITA | Dallara F320 Spiess | 1:37.502 | 13 | 1:37.529 | 14 | 1:37.539 | 19 | 1:37.726 | 12 | 1:37.962 | 10 |
| 14 | 10 | Christian Mansell | AUS | R | 6 | Team Motopark | DEU | Dallara F320 Spiess | 1:37.572 | 16 | 1:37.890 | 10 | 1:37.952 | 14 | 1:38.147 | 9 | 1:38.498 | 15 |
| 15 | 78 | Dexter Patterson | GBR | | | Drivex | ESP | Dallara F320 HWA | 1:37.883 | 17 | 1:37.942 | 19 | 1:38.148 | 16 | 1:38.856 | 15 | 1:39.461 | 11 |
| 16 | 88 | Filip Kaminiarz | POL | | | CryptoTower Racing Team | JPN | Dallara F320 Spiess | 1:39.081 | 4 | 1:41.873 | 3 | 1:46.267 | 5 | 1:48.595 | 6 | 1:49.663 | 2 |



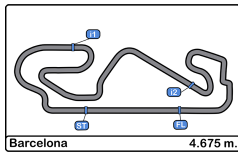


Circuito de Barcelona
Euroformula Open
Free Practice - 1
Best 5 Top Speeds



| Clas | Nº | Driver | Nat | Cat | Cls | Team | Nat | Vehicle | Top 1 | | Top 2 | | Top 3 | | Top 4 | | Top 5 | | Avg |
|------|----|---------------------|-----|-----|-----|-------------------------|-----|---------------------|-------|-----|-------|-----|-------|-----|-------|-----|-------|-----|-------|
| | | | | | | | | | Km/h | Lap | Km/h | Lap | Km/h | Lap | Km/h | Lap | Km/h | Lap | |
| 1 | 25 | Casper Stevenson | | R | 1 | Van Amersfoort Racing | | Dallara F320 HWA | 239.4 | 18 | 238.4 | 17 | 236.3 | 12 | 235.8 | 15 | 235.8 | 16 | 237.1 |
| 2 | 8 | Rafael Villagomez | | | | Van Amersfoort Racing | | Dallara F320 HWA | 238.4 | 17 | 236.8 | 16 | 236.3 | 18 | 235.2 | 5 | 234.7 | 15 | 236.3 |
| 3 | 26 | Sebastian Alvarez | | | | Double R Racing | | Dallara F320 HWA | 237.8 | 6 | 235.8 | 4 | 235.2 | 8 | 234.2 | 7 | 234.2 | 17 | 235.5 |
| 4 | 15 | Enzo Trulli | | R | 2 | Carlin | | Dallara F320 Spiess | 236.8 | 5 | 236.8 | 15 | 236.3 | 4 | 236.3 | 18 | 235.8 | 3 | 236.4 |
| 5 | 18 | Nazim Azman | | | | CryptoTower Racing Team | | Dallara F320 Spiess | 236.8 | 16 | 235.8 | 17 | 235.2 | 15 | 234.2 | 11 | 233.7 | 10 | 235.1 |
| 6 | 27 | Louis Foster | | | | CryptoTower Racing Team | | Dallara F320 Spiess | 236.8 | 11 | 233.7 | 6 | 233.7 | 10 | 233.7 | 17 | 233.2 | 5 | 234.2 |
| 7 | 74 | Cem Bolukbasi | | | | Van Amersfoort Racing | | Dallara F320 HWA | 236.8 | 13 | 235.8 | 8 | 235.8 | 12 | 235.2 | 7 | 235.2 | 11 | 235.8 |
| 8 | 21 | Josh Mason | | | | Double R Racing | | Dallara F320 HWA | 236.3 | 6 | 235.8 | 7 | 235.8 | 16 | 235.8 | 17 | 235.8 | 18 | 235.9 |
| 9 | 78 | Dexter Patterson | | | | Drivex | | Dallara F320 HWA | 236.3 | 19 | 235.2 | 7 | 234.7 | 5 | 234.7 | 6 | 234.7 | 12 | 235.1 |
| 10 | 84 | Francesco Simonazzi | | R | 3 | BVM Racing | | Dallara F320 Spiess | 236.3 | 11 | 235.8 | 6 | 234.7 | 5 | 234.2 | 10 | 234.2 | 12 | 235.0 |
| 11 | 71 | Brad Benavides | | | | Carlin | | Dallara F320 Spiess | 235.8 | 3 | 235.8 | 13 | 235.8 | 18 | 235.2 | 8 | 235.2 | 10 | 235.6 |
| 12 | 28 | Cameron Das | | | | Team Motopark | | Dallara F320 Spiess | 235.2 | 16 | 233.7 | 7 | 233.7 | 12 | 233.2 | 6 | 233.2 | 15 | 233.8 |
| 13 | 35 | Enzo Scionti | | R | 4 | Drivex | | Dallara F320 HWA | 235.2 | 5 | 234.7 | 6 | 234.7 | 7 | 234.7 | 12 | 234.7 | 13 | 234.8 |
| 14 | 52 | Jak Crawford | | R | 5 | Team Motopark | | Dallara F320 Spiess | 234.7 | 4 | 234.2 | 10 | 234.2 | 12 | 233.7 | 6 | 233.7 | 11 | 234.1 |
| 15 | 10 | Christian Mansell | | R | 6 | Team Motopark | | Dallara F320 Spiess | 234.2 | 15 | 233.7 | 11 | 233.7 | 16 | 233.7 | 17 | 233.2 | 5 | 233.7 |
| 16 | 88 | Filip Kaminiaz | | | | CryptoTower Racing Team | | Dallara F320 Spiess | 233.7 | 5 | 233.2 | 4 | 231.7 | 3 | 231.7 | 6 | 224.0 | 2 | 230.9 |



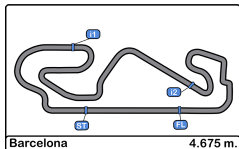


Circuit de Barcelona
Euroformula Open
Free Practice - 1
Fastest Laps Sequence



| Lap | Time of Day | Session Time | Nº | Driver | Nat | Cat | Team | Nat | Vehicle | Time | Km/h |
|-----|--------------|--------------|----|---------------------|-----|-----|-------------------------|-----|---------------------|----------|-------|
| 2 | 11:09:49.312 | 3:49.312 | 25 | Casper Stevenson | | R | Van Amersfoort Racing | | Dallara F320 HWA | 1:44.000 | 161.8 |
| 2 | 11:10:26.822 | 4:26.822 | 84 | Francesco Simonazzi | | R | BVM Racing | | Dallara F320 Spiess | 1:41.645 | 165.5 |
| 2 | 11:10:35.226 | 4:35.226 | 35 | Enzo Scionti | | R | Drivex | | Dallara F320 HWA | 1:41.042 | 166.5 |
| 3 | 11:11:29.390 | 5:29.390 | 25 | Casper Stevenson | | R | Van Amersfoort Racing | | Dallara F320 HWA | 1:40.078 | 168.1 |
| 3 | 11:11:35.687 | 5:35.687 | 71 | Brad Benavides | | | Carlin | | Dallara F320 Spiess | 1:39.504 | 169.1 |
| 3 | 11:11:43.414 | 5:43.414 | 52 | Jak Crawford | | R | Team Motopark | | Dallara F320 Spiess | 1:39.431 | 169.2 |
| 3 | 11:11:54.867 | 5:54.867 | 27 | Louis Foster | | | CryptoTower Racing Team | | Dallara F320 Spiess | 1:39.039 | 169.9 |
| 4 | 11:13:14.021 | 7:14.021 | 71 | Brad Benavides | | | Carlin | | Dallara F320 Spiess | 1:38.334 | 171.1 |
| 5 | 11:14:54.137 | 8:54.137 | 15 | Enzo Trulli | | R | Carlin | | Dallara F320 Spiess | 1:38.318 | 171.1 |
| 5 | 11:15:11.625 | 9:11.625 | 27 | Louis Foster | | | CryptoTower Racing Team | | Dallara F320 Spiess | 1:38.273 | 171.2 |
| 5 | 11:15:57.038 | 9:57.038 | 21 | Josh Mason | | | Double R Racing | | Dallara F320 HWA | 1:38.026 | 171.6 |
| 6 | 11:16:31.849 | 10:31.849 | 15 | Enzo Trulli | | R | Carlin | | Dallara F320 Spiess | 1:37.712 | 172.2 |
| 6 | 11:23:17.687 | 17:17.687 | 74 | Cem Bolukbasi | | | Van Amersfoort Racing | | Dallara F320 HWA | 1:37.568 | 172.4 |
| 7 | 11:24:54.970 | 18:54.970 | 74 | Cem Bolukbasi | | | Van Amersfoort Racing | | Dallara F320 HWA | 1:37.283 | 173.0 |
| 10 | 11:29:16.247 | 23:16.247 | 27 | Louis Foster | | | CryptoTower Racing Team | | Dallara F320 Spiess | 1:36.797 | 173.8 |
| 11 | 11:32:29.178 | 26:29.178 | 15 | Enzo Trulli | | R | Carlin | | Dallara F320 Spiess | 1:36.747 | 173.9 |
| 12 | 11:34:05.694 | 28:05.694 | 15 | Enzo Trulli | | R | Carlin | | Dallara F320 Spiess | 1:36.516 | 174.3 |
| 12 | 11:44:37.017 | 38:37.017 | 74 | Cem Bolukbasi | | | Van Amersfoort Racing | | Dallara F320 HWA | 1:36.215 | 174.9 |
| 16 | 11:45:54.099 | 39:54.099 | 52 | Jak Crawford | | R | Team Motopark | | Dallara F320 Spiess | 1:36.069 | 175.1 |



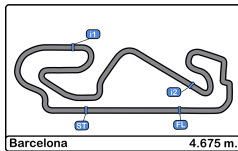


Circuit de Barcelona
Euroformula Open
Free Practice - 1
Event Best Maximum Speed



| Nº | Driver | Nat | Cat | Clas | Team | Nat | Vehicle | Km/h | Session |
|----|---------------------|-----|-----|------|-------------------------|-----|---------------------|-------|-------------------|
| 25 | Casper Stevenson | | GBR | R 1 | Van Amersfoort Racing | | Dallara F320 HWA | 239.4 | Free Practice - 1 |
| 27 | Louis Foster | | GBR | | CryptoTower Racing Team | | Dallara F320 Spiess | 238.9 | Private test - 1 |
| 21 | Josh Mason | | GBR | | Double R Racing | | Dallara F320 HWA | 238.9 | Private test - 1 |
| 35 | Enzo Scionti | | USA | R 2 | Drivex | | Dallara F320 HWA | 238.4 | Private test - 1 |
| 8 | Rafael Villagomez | | MEX | | Van Amersfoort Racing | | Dallara F320 HWA | 238.4 | Free Practice - 1 |
| 78 | Dexter Patterson | | GBR | | Drivex | | Dallara F320 HWA | 237.8 | Private test - 1 |
| 74 | Cem Bolukbasi | | TUR | | Van Amersfoort Racing | | Dallara F320 HWA | 237.8 | Private test - 1 |
| 26 | Sebastian Alvarez | | MEX | | Double R Racing | | Dallara F320 HWA | 237.8 | Free Practice - 1 |
| 15 | Enzo Trulli | | ITA | R 3 | Carlin | | Dallara F320 Spiess | 236.8 | Free Practice - 1 |
| 18 | Nazim Azman | | MYS | | CryptoTower Racing Team | | Dallara F320 Spiess | 236.8 | Free Practice - 1 |
| 84 | Francesco Simonazzi | | ITA | R 4 | BVM Racing | | Dallara F320 Spiess | 236.3 | Free Practice - 1 |
| 28 | Cameron Das | | USA | | Team Motopark | | Dallara F320 Spiess | 235.8 | Private test - 1 |
| 10 | Christian Mansell | | AUS | R 5 | Team Motopark | | Dallara F320 Spiess | 235.8 | Private test - 2 |
| 71 | Brad Benavides | | USA | | Carlin | | Dallara F320 Spiess | 235.8 | Free Practice - 1 |
| 52 | Jak Crawford | | USA | R 6 | Team Motopark | | Dallara F320 Spiess | 235.2 | Private test - 2 |
| 88 | Filip Kaminiarz | | POL | | CryptoTower Racing Team | | Dallara F320 Spiess | 234.2 | Private test - 1 |





Circuit de Barcelona
Euroformula Open
Free Practice - 1
Pit Stop Analysis



8 Rafael Villagomez Dallara F320 HWA
 Van Amersfoort Racing

| Nº | In Day Time | In Time | Out Time | Pit Time | T. Pit Time | Handicap | Penalty |
|----|--------------|--------------|--------------|----------|-------------|----------|---------|
| 1 | 11:16:42.582 | 11:16:42.582 | 11:20:56.947 | 4:14.365 | 4:14.365 | | |
| 2 | 11:27:48.920 | 11:27:48.920 | 11:34:18.716 | 6:29.796 | 10:44.161 | | |

10 Christian Mansell Dallara F320 Spiess
 Rookie Team Motopark

| Nº | In Day Time | In Time | Out Time | Pit Time | T. Pit Time | Handicap | Penalty |
|----|--------------|--------------|--------------|----------|-------------|----------|---------|
| 1 | 11:08:30.710 | 11:08:30.710 | 11:08:58.160 | 27.450 | 27.450 | | |
| 2 | 11:17:33.579 | 11:17:33.579 | 11:24:07.836 | 6:34.257 | 7:01.707 | | |
| 3 | 11:32:32.739 | 11:32:32.739 | 11:38:36.431 | 6:03.692 | 13:05.399 | | |

15 Enzo Trulli Dallara F320 Spiess
 Rookie Carlin

| Nº | In Day Time | In Time | Out Time | Pit Time | T. Pit Time | Handicap | Penalty |
|----|--------------|--------------|--------------|----------|-------------|----------|---------|
| 1 | 11:18:17.104 | 11:18:17.104 | 11:25:48.591 | 7:31.487 | 7:31.487 | | |
| 2 | 11:35:53.600 | 11:35:53.600 | 11:39:31.763 | 3:38.163 | 11:09.650 | | |

18 Nazim Azman Dallara F320 Spiess
 CryptoTower Racing Team

| Nº | In Day Time | In Time | Out Time | Pit Time | T. Pit Time | Handicap | Penalty |
|----|--------------|--------------|--------------|----------|-------------|----------|---------|
| 1 | 11:08:19.490 | 11:08:19.490 | 11:08:44.039 | 24.549 | 24.549 | | |
| 2 | 11:15:56.155 | 11:15:56.155 | 11:22:02.718 | 6:06.563 | 6:31.112 | | |
| 3 | 11:32:17.383 | 11:32:17.383 | 11:37:40.895 | 5:23.512 | 11:54.624 | | |

21 Josh Mason Dallara F320 HWA
 Double R Racing

| Nº | In Day Time | In Time | Out Time | Pit Time | T. Pit Time | Handicap | Penalty |
|----|--------------|--------------|--------------|----------|-------------|----------|---------|
| 1 | 11:08:50.887 | 11:08:50.887 | 11:09:13.320 | 22.433 | 22.433 | | |
| 2 | 11:22:32.033 | 11:22:32.033 | 11:30:25.795 | 7:53.762 | 8:16.195 | | |

25 Casper Stevenson Dallara F320 HWA
 Rookie Van Amersfoort Racing

| Nº | In Day Time | In Time | Out Time | Pit Time | T. Pit Time | Handicap | Penalty |
|----|--------------|--------------|--------------|----------|-------------|----------|---------|
| 1 | 11:16:28.216 | 11:16:28.216 | 11:21:12.421 | 4:44.205 | 4:44.205 | | |
| 2 | 11:31:13.099 | 11:31:13.099 | 11:37:38.674 | 6:25.575 | 11:09.780 | | |

26 Sebastian Alvarez Dallara F320 HWA
 Double R Racing

| Nº | In Day Time | In Time | Out Time | Pit Time | T. Pit Time | Handicap | Penalty |
|----|--------------|--------------|--------------|----------|-------------|----------|---------|
| 1 | 11:24:56.210 | 11:24:56.210 | 11:29:21.745 | 4:25.535 | 4:25.535 | | |
| 2 | 11:34:34.211 | 11:34:34.211 | 11:36:04.464 | 1:30.253 | 5:55.788 | | |

27 Louis Foster Dallara F320 Spiess
 CryptoTower Racing Team

| Nº | In Day Time | In Time | Out Time | Pit Time | T. Pit Time | Handicap | Penalty |
|----|--------------|--------------|--------------|----------|-------------|----------|---------|
| 1 | 11:17:09.650 | 11:17:09.650 | 11:22:15.905 | 5:06.255 | 5:06.255 | | |
| 2 | 11:30:57.181 | 11:30:57.181 | 11:39:09.231 | 8:12.050 | 13:18.305 | | |

28 Cameron Das Dallara F320 Spiess
 Team Motopark

| Nº | In Day Time | In Time | Out Time | Pit Time | T. Pit Time | Handicap | Penalty |
|----|--------------|--------------|--------------|----------|-------------|----------|---------|
| 1 | 11:19:32.063 | 11:19:32.063 | 11:26:22.926 | 6:50.863 | 6:50.863 | | |
| 2 | 11:34:37.779 | 11:34:37.779 | 11:41:08.064 | 6:30.285 | 13:21.148 | | |

35 Enzo Scionti Dallara F320 HWA
 Rookie Drivex

| Nº | In Day Time | In Time | Out Time | Pit Time | T. Pit Time | Handicap | Penalty |
|----|--------------|--------------|--------------|-----------|-------------|----------|---------|
| 1 | 11:20:37.270 | 11:20:37.270 | 11:37:23.445 | 16:46.175 | 16:46.175 | | |

52 Jak Crawford Dallara F320 Spiess
 Rookie Team Motopark

| Nº | In Day Time | In Time | Out Time | Pit Time | T. Pit Time | Handicap | Penalty |
|----|--------------|--------------|--------------|----------|-------------|----------|---------|
| 1 | 11:16:49.694 | 11:16:49.694 | 11:20:42.159 | 3:52.465 | 3:52.465 | | |
| 2 | 11:31:05.564 | 11:31:05.564 | 11:38:58.484 | 7:52.920 | 11:45.385 | | |

71 Brad Benavides Dallara F320 Spiess
 Carlin

| Nº | In Day Time | In Time | Out Time | Pit Time | T. Pit Time | Handicap | Penalty |
|----|--------------|--------------|--------------|----------|-------------|----------|---------|
| 1 | 11:19:53.601 | 11:19:53.601 | 11:25:50.448 | 5:56.847 | 5:56.847 | | |
| 2 | 11:37:55.738 | 11:37:55.738 | 11:42:36.311 | 4:40.573 | 10:37.420 | | |

74 Cem Bolukbasi Dallara F320 HWA
 Van Amersfoort Racing

| Nº | In Day Time | In Time | Out Time | Pit Time | T. Pit Time | Handicap | Penalty |
|----|--------------|--------------|--------------|-----------|-------------|----------|---------|
| 1 | 11:26:34.044 | 11:26:34.044 | 11:37:46.784 | 11:12.740 | 11:12.740 | | |

78 Dexter Patterson Dallara F320 HWA
 Drivex

| Nº | In Day Time | In Time | Out Time | Pit Time | T. Pit Time | Handicap | Penalty |
|----|--------------|--------------|--------------|----------|-------------|----------|---------|
| 1 | 11:18:53.319 | 11:18:53.319 | 11:22:19.925 | 3:26.606 | 3:26.606 | | |
| 2 | 11:31:09.392 | 11:31:09.392 | 11:35:30.731 | 4:21.339 | 7:47.945 | | |

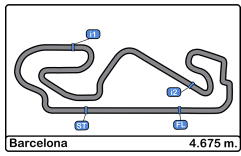
84 Francesco Simonazzi Dallara F320 Spiess
 Rookie BVM Racing

| Nº | In Day Time | In Time | Out Time | Pit Time | T. Pit Time | Handicap | Penalty |
|----|--------------|--------------|--------------|----------|-------------|----------|---------|
| 1 | 11:17:05.549 | 11:17:05.549 | 11:19:12.666 | 2:07.117 | 2:07.117 | | |
| 2 | 11:34:22.016 | 11:34:22.016 | 11:38:28.465 | 4:06.449 | 6:13.566 | | |

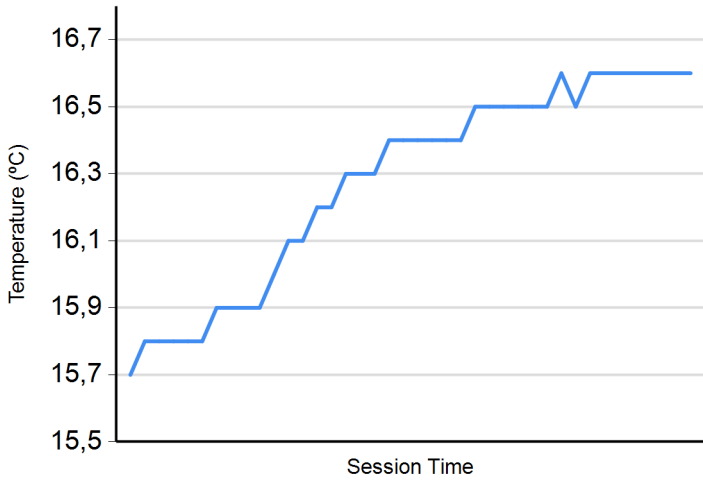
88 Filip Kaminiaz Dallara F320 Spiess
 CryptoTower Racing Team

| Nº | In Day Time | In Time | Out Time | Pit Time | T. Pit Time | Handicap | Penalty |
|----|--------------|--------------|--------------|----------|-------------|----------|---------|
| 1 | 11:17:03.043 | 11:17:03.043 | 11:20:46.790 | 3:43.747 | 3:43.747 | | |

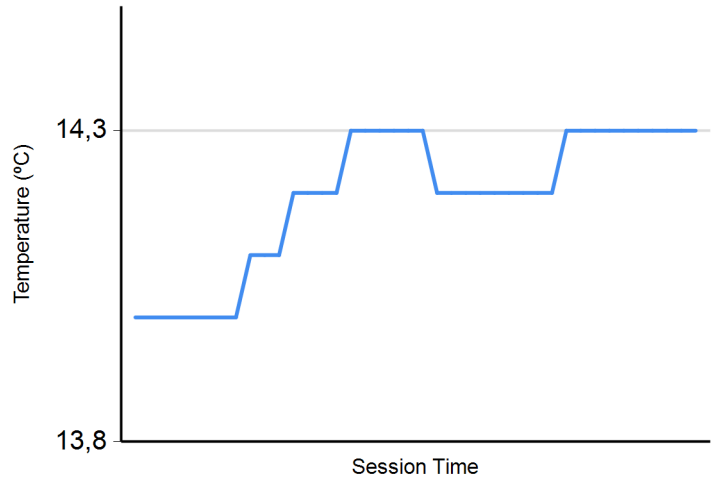




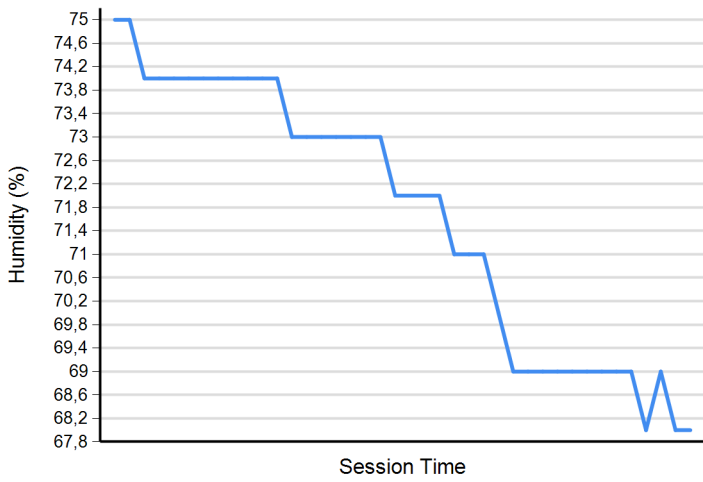
Air Temperature



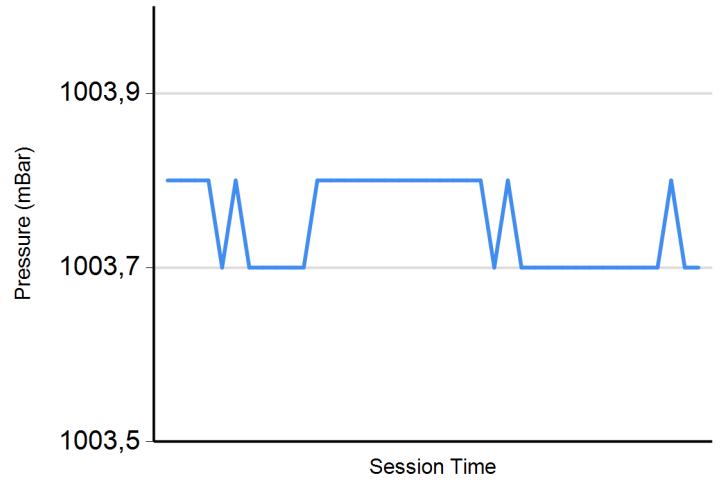
Track Temperature



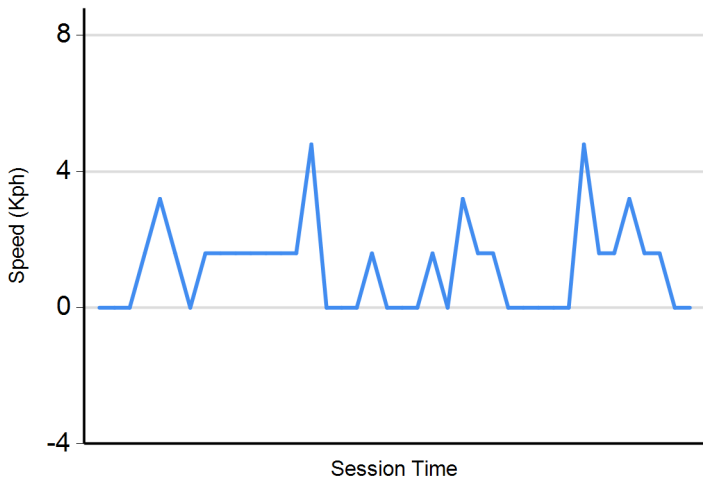
Humidity



Pressure



Wind Speed



Wind direction

