

**Circuito de Barcelona**  
**Euroformula Open**  
**Free Practice - 2**  
**Provisional Results**



Clas	Nº	Driver	Nat	Cat	Clas	Team	Nat	Vehicle	Laps	Best	Time	Gap	Interval	Km/h
1	28	Cameron Das	USA			Team Motopark	DEU	Dallara F320 Spiess	14	13	1:36.717			174.0
2	25	Casper Stevenson	GBR	R	1	Van Amersfoort Racing	NLD	Dallara F320 HWA	16	15	1:36.948	0.231	0.231	173.5
3	27	Louis Foster	GBR			CryptoTower Racing Team	JPN	Dallara F320 Spiess	20	19	1:37.238	0.521	0.290	173.0
4	21	Josh Mason	GBR			Double R Racing	GBR	Dallara F320 HWA	14	13	1:37.243	0.526	0.005	173.0
5	10	Christian Mansell	AUS	R	2	Team Motopark	DEU	Dallara F320 Spiess	11	5	1:37.250	0.533	0.007	173.0
6	15	Enzo Trulli	ITA	R	3	Carlin	GBR	Dallara F320 Spiess	16	15	1:37.295	0.578	0.045	172.9
7	26	Sebastian Alvarez	MEX			Double R Racing	GBR	Dallara F320 HWA	18	13	1:37.452	0.735	0.157	172.7
8	52	Jak Crawford	USA	R	4	Team Motopark	DEU	Dallara F320 Spiess	21	14	1:37.562	0.845	0.110	172.5
9	71	Brad Benavides	USA			Carlin	GBR	Dallara F320 Spiess	16	15	1:37.735	1.018	0.173	172.2
10	18	Nazim Azman	MYS			CryptoTower Racing Team	JPN	Dallara F320 Spiess	15	14	1:38.191	1.474	0.456	171.4
11	88	Filip Kaminiaz	POL			CryptoTower Racing Team	JPN	Dallara F320 Spiess	16	13	1:38.204	1.487	0.013	171.3
12	8	Rafael Villagomez	MEX			Van Amersfoort Racing	NLD	Dallara F320 HWA	16	15	1:38.249	1.532	0.045	171.2
13	74	Cem Bolukbasi	TUR			Van Amersfoort Racing	NLD	Dallara F320 HWA	16	12	1:38.257	1.540	0.008	171.2
14	35	Enzo Scionti	USA	R	5	Drivex	ESP	Dallara F320 HWA	16	15	1:38.295	1.578	0.038	171.2
15	78	Dexter Patterson	GBR			Drivex	ESP	Dallara F320 HWA	13	12	1:38.618	1.901	0.323	170.6
16	84	Francesco Simonazzi	ITA	R	6	BVM Racing	ITA	Dallara F320 Spiess	16	15	1:38.663	1.946	0.045	170.5

**\* PENALTIES**

CAR 88 TIME 1:38.647 DELETED TRACK LIMITS AT T 15

CAR 52 TIME 1:36.998 DELETED TRACK LIMITS AT T 15 + FOLLOWING LAP

Published at:.....

Track Temp: **22.2 °C** Air Temp: **19.2 °C** Humidity: **68 %** Track Status: **DRY**

Stewards:

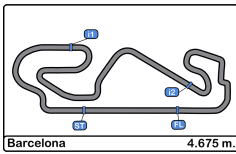
Race Director:

Timekeeper:

Luis Angel García Nuñez

JOB/I-0020-ESP





**Circuito de Barcelona**  
**Euroformula Open**  
**Free Practice - 2**  
**Provisional Results by Category**



Clas	Nº	Driver	Nat	Cat	Clas	Team	Nat	Vehicle	Laps	Best	Time	Gap	Interval	Km/h
1	28	Cameron Das	USA			Team Motopark	DEU	Dallara F320 Spiess	14	13	1:36.717			174.0
2	27	Louis Foster	GBR			CryptoTower Racing Team	JPN	Dallara F320 Spiess	20	19	1:37.238	0.521	0.521	173.0
3	21	Josh Mason	GBR			Double R Racing	GBR	Dallara F320 HWA	14	13	1:37.243	0.526	0.005	173.0
4	26	Sebastian Alvarez	MEX			Double R Racing	GBR	Dallara F320 HWA	18	13	1:37.452	0.735	0.209	172.7
5	71	Brad Benavides	USA			Carlin	GBR	Dallara F320 Spiess	16	15	1:37.735	1.018	0.283	172.2
6	18	Nazim Azman	MYS			CryptoTower Racing Team	JPN	Dallara F320 Spiess	15	14	1:38.191	1.474	0.456	171.4
7	88	Filip Kaminiaz	POL			CryptoTower Racing Team	JPN	Dallara F320 Spiess	16	13	1:38.204	1.487	0.013	171.3
8	8	Rafael Villagomez	MEX			Van Amersfoort Racing	NLD	Dallara F320 HWA	16	15	1:38.249	1.532	0.045	171.2
9	74	Cem Bolukbasi	TUR			Van Amersfoort Racing	NLD	Dallara F320 HWA	16	12	1:38.257	1.540	0.008	171.2
10	78	Dexter Patterson	GBR			Drivex	ESP	Dallara F320 HWA	13	12	1:38.618	1.901	0.361	170.6

Rookie														
1	25	Casper Stevenson	GBR	R	1	Van Amersfoort Racing	NLD	Dallara F320 HWA	16	15	1:36.948			173.5
2	10	Christian Mansell	AUS	R	2	Team Motopark	DEU	Dallara F320 Spiess	11	5	1:37.250	0.302	0.302	173.0
3	15	Enzo Trulli	ITA	R	3	Carlin	GBR	Dallara F320 Spiess	16	15	1:37.295	0.347	0.045	172.9
4	52	Jak Crawford	USA	R	4	Team Motopark	DEU	Dallara F320 Spiess	21	14	1:37.562	0.614	0.267	172.5
5	35	Enzo Scionti	USA	R	5	Drivex	ESP	Dallara F320 HWA	16	15	1:38.295	1.347	0.733	171.2
6	84	Francesco Simonazzi	ITA	R	6	BVM Racing	ITA	Dallara F320 Spiess	16	15	1:38.663	1.715	0.368	170.5

**\* PENALTIES**

CAR 88 TIME 1:38.647 DELETED TRACK LIMITS AT T 15

CAR 52 TIME 1:36.998 DELETED TRACK LIMITS AT T 15 + FOLLOWING LAP

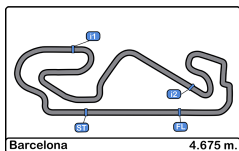
Published at:.....

Track Temp: 22.2 °C Air Temp: 19.2 °C Humidity: 68 % Track Status: DRY

<b>Stewards:</b>	<b>Race Director:</b>	<b>Timekeeper:</b>  Luis Angel Garcia Nufez JOB/I-0020-ESP
------------------	-----------------------	---







**Circuit de Barcelona**  
**Euroformula Open**  
**Free Practice - 2**  
**Lap Analysis**



**26**

Sebastian Alvarez

Dallara F320 HWA

**28**

Cameron Das

Dallara F320 Spiess

Double R Racing

Team Motopark

Lap	D	Time	Sector 1	Sector 2	Sector 3	T. Spd	Elapsed	Lap	D	Time	Sector 1	Sector 2	Sector 3	T. Spd	Elapsed		
1		16:30:00.971	16:28:46.356	39.848	34.767	156.2	16:30:00.971	1		16:33:21.684 P	16:32:02.111	39.458	40.115	169.5	16:33:21.684		
2		1:41.597	30.714	37.970	32.913	216.0	16:31:42.568	2		2:06.501 P	50.247	37.925	38.329	176.1	16:35:28.185		
3		1:44.681	29.739	42.068	32.874	230.7	16:33:27.249	3		2:13.957	1:03.743	37.783	32.431	172.2	16:37:42.142		
4		1:39.293	29.247	37.123	32.923	232.2	16:35:06.542	4		1:43.573 P	29.168	37.105	37.300	234.2	16:39:25.715		
5		1:39.084	29.347	37.151	32.586	234.2	16:36:45.626	5		6:10.870	4:52.221	42.798	35.851	173.3	16:45:36.585		
6		1:38.575	29.020	37.045	32.510	234.7	16:38:24.201	6		1:45.608	31.652	40.031	33.925	221.3	16:47:22.193		
7		1:47.279 P	28.963	37.422	40.894	235.8	16:40:11.480	7		1:38.123	29.096	37.086	31.941	231.7	16:49:00.316		
8		5:24.952	4:12.363	39.386	33.203	171.4	16:45:36.432	8		1:37.696	28.991	36.855	31.850	233.7	16:50:38.012		
9		1:41.348	29.764	38.565	33.019	230.7	16:47:17.780	9		1:37.529	28.856	36.751	31.922	234.2	16:52:15.541		
10		1:38.471	29.255	36.961	32.255	230.2	16:48:56.251	10		1:42.510 P	28.845	36.772	36.893	233.7	16:53:58.051		
11		1:37.942	28.982	36.888	32.072	233.2	16:50:34.193	11		11:52.439	10:39.343	37.780	35.316	170.6	17:05:50.490		
12		1:37.936	28.961	36.746	32.229	233.2	16:52:12.129	12		1:37.111	28.981	36.584	31.546	232.2	17:07:27.601		
13		<b>1:37.452</b>	28.909	<b>36.485</b>	<b>32.058</b>	233.7	16:53:49.581	13		<b>1:36.717</b>	<b>28.684</b>	<b>36.501</b>	<b>31.532</b>	234.7	17:09:04.318		
14		1:45.501 P	28.812	36.540	40.149	234.7	16:55:35.082	14		1:47.385 P	28.847	36.793	41.745	237.8	17:10:51.703		
15		10:19.047	9:03.415	38.628	37.004	178.8	17:05:54.129	<b>35</b>								Enzo Scionti	Dallara F320 HWA
16		1:39.693	29.657	37.552	32.484	235.2	17:07:33.822	Rookie								Drivex	
17		1:38.268	28.845	37.177	32.246	234.7	17:09:12.090	Lap	D	Time	Sector 1	Sector 2	Sector 3	T. Spd	Elapsed		
18		1:48.412 P	<b>28.755</b>	36.675	42.982	235.2	17:11:00.502	1		16:30:39.941 P	16:29:06.571	46.208	47.162	161.6	16:30:39.941		
								2		2:40.299	1:29.344	37.872	33.083	166.9	16:33:20.240		
								3		1:39.927	29.436	37.699	32.792	234.2	16:35:00.167		
								4		1:38.980	29.130	37.302	32.548	234.2	16:36:39.147		
								5		1:39.152	29.151	37.292	32.709	235.2	16:38:18.299		
								6		1:39.297	29.169	37.386	32.742	235.8	16:39:57.596		
								7		1:39.317	29.100	37.567	32.650	235.8	16:41:36.913		
								8		1:46.113	35.148	38.079	32.886	235.2	16:43:23.026		
								9		1:39.543	29.269	37.379	32.895	235.8	16:45:02.569		
								10		1:39.255	29.182	37.366	32.707	235.8	16:46:41.824		
								11		1:44.794 P	29.305	37.297	38.192	234.7	16:48:26.618		
								12		11:00.536 P	9:25.558	44.624	50.354	164.6	16:59:27.154		
								13		6:19.617	5:06.508	39.202	33.907	175.8	17:05:46.771		
								14		1:38.570	29.283	37.115	<b>32.172</b>	233.2	17:07:25.341		
								15		<b>1:38.295</b>	<b>28.915</b>	37.033	32.347	236.8	17:09:03.636		
								16		1:51.969 P	28.915	<b>36.968</b>	46.086	235.8	17:10:55.605		

**27**

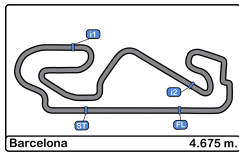
Louis Foster

Dallara F320 Spiess

CryptoTower Racing Team

Lap	D	Time	Sector 1	Sector 2	Sector 3	T. Spd	Elapsed
1		16:30:31.923 P	16:29:05.414	40.056	46.453	172.5	16:30:31.923
2		2:33.910	1:24.057	37.660	32.193	169.8	16:33:05.833
3		1:38.355	29.217	37.038	32.100	230.7	16:34:44.188
4		1:38.202	29.198	37.001	32.003	231.2	16:36:22.390
5		1:38.415	29.102	36.936	32.377	232.2	16:38:00.805
6		1:38.433	29.017	37.018	32.398	232.7	16:39:39.238
7		1:38.167	29.081	36.922	32.164	232.2	16:41:17.405
8		1:37.926	29.096	36.826	32.004	232.7	16:42:55.331
9		1:37.888	29.044	36.920	31.924	231.2	16:44:33.219
10		1:37.939	29.015	36.923	32.001	232.7	16:46:11.158
11		1:38.023	29.085	36.891	32.047	232.2	16:47:49.181
12		1:38.179	29.115	36.916	32.148	232.2	16:49:27.360
13		1:37.980	28.991	36.956	32.033	232.7	16:51:05.340
14		1:37.809	29.032	36.809	31.968	233.2	16:52:43.149
15		1:37.640	28.967	36.728	31.945	232.7	16:54:20.789
16		1:44.568 P	28.996	38.659	36.913	231.7	16:56:05.357
17		9:47.365	8:32.719	38.648	35.998	172.8	17:05:52.722
18		1:37.602	29.186	36.772	<b>31.644</b>	231.7	17:07:30.324
19		<b>1:37.238</b>	28.832	36.644	31.762	232.7	17:09:07.562
20		1:49.285 P	<b>28.829</b>	<b>36.643</b>	43.813	233.2	17:10:56.847





Circuit de Barcelona  
Euroformula Open  
Free Practice - 2  
Lap Analysis



52

Jak Crawford

Dallara F320 Spiess **74**

Cem Bolukbasi

Dallara F320 HWA

Rookie

Team Motopark

Van Amersfoort Racing

Lap	D	Time	Sector 1	Sector 2	Sector 3	T. Spd	Elapsed	Lap	D	Time	Sector 1	Sector 2	Sector 3	T. Spd	Elapsed
1		16:30:29.186 P	16:29:00.581	42.946	45.659	137.9	16:30:29.186	1		16:30:43.588 P	16:29:19.197	41.189	43.202	155.8	16:30:43.588
2		2:42.432	1:22.761	43.333	36.338	167.9	16:33:11.618	2		2:54.956 P	1:36.797	39.891	38.268	165.8	16:33:38.544
3		1:55.915 P	34.107	41.858	39.950	207.6	16:35:07.533	3		2:22.105	1:02.938	41.844	37.323	169.0	16:36:00.649
4		2:11.662	1:01.927	37.476	32.259	169.0	16:37:19.195	4		1:39.356	29.362	37.129	32.865	232.7	16:37:40.005
5		1:38.201	29.130	37.062	32.009	231.7	16:38:57.396	5		1:39.150	29.220	37.331	32.599	232.7	16:39:19.155
6		1:37.998	29.027	36.945	32.026	232.2	16:40:35.394	6		1:39.095	29.146	37.302	32.647	232.7	16:40:58.250
7		1:37.907	29.037	36.906	31.964	232.7	16:42:13.301	7		1:38.540	29.044	37.124	32.372	233.7	16:42:36.790
8		1:37.869	29.002	36.840	32.027	232.7	16:43:51.170	8		1:38.413	29.006	37.008	32.399	232.7	16:44:15.203
9		1:38.068	29.080	36.915	32.073	233.2	16:45:29.238	9		1:38.698	28.915	37.127	32.656	234.2	16:45:53.901
10		1:37.721	28.975	36.868	31.878	233.7	16:47:06.959	10		1:43.901	29.152	38.270	36.479	233.7	16:47:37.802
11		1:37.725	28.928	36.861	31.936	234.2	16:48:44.684	11		1:38.681	29.076	37.218	32.387	234.2	16:49:16.483
12		1:37.737	28.903	36.881	31.953	234.2	16:50:22.421	12		1:38.257	28.839	36.975	32.443	234.2	16:50:54.740
13		1:37.781	28.959	36.923	31.899	232.7	16:52:00.202	13		1:46.907 P	29.932	38.067	38.908	234.7	16:52:41.647
14		1:37.562	28.918	36.809	31.835	233.2	16:53:37.764	14		13:04.244 P	11:48.050	38.452	37.742	163.1	17:05:45.891
15		1:37.759	28.909	36.904	31.946	233.7	16:55:15.523	15		2:49.699	1:40.297	37.218	32.184	173.0	17:08:35.590
16		1:37.876	28.916	36.932	32.028	233.2	16:56:53.399	16		1:40.920 P	28.889	36.586	35.445	234.2	17:10:16.510
17		1:49.069 P	28.952	36.798	43.319	233.2	16:58:42.468								
18		7:14.703	5:56.752	44.526	33.425	173.3	17:05:57.171								
19		1:40.399	29.454	37.272	33.673	227.3	17:07:37.570								
20		4:36.998	28.836	36.583	31.579	234.2	17:09:14.568								
21		4:48.405 P	28.878	36.665	42.562	235.2	17:11:02.673								

71

Brad Benavides

Dallara F320 Spiess

Carlin

Lap	D	Time	Sector 1	Sector 2	Sector 3	T. Spd	Elapsed
1		16:30:11.648 P	16:28:44.694	40.575	46.379	169.0	16:30:11.648
2		2:36.249 P	1:18.249	38.789	39.211	167.1	16:32:47.897
3		2:24.048	1:12.490	38.141	33.417	172.5	16:35:11.945
4		1:39.527	29.382	37.491	32.654	234.2	16:36:51.472
5		1:38.947	29.013	37.266	32.668	234.7	16:38:30.419
6		1:38.771	29.012	37.167	32.592	235.2	16:40:09.190
7		1:42.968	29.029	39.526	34.413	234.7	16:41:52.158
8		1:38.786	29.048	37.190	32.548	233.7	16:43:30.944
9		1:38.999	28.998	37.349	32.652	234.7	16:45:09.943
10		1:46.356 P	28.918	37.154	40.284	234.7	16:46:56.299
11		10:40.087	9:26.662	39.864	33.561	170.3	16:57:36.386
12		1:55.364 P	30.991	39.534	44.839	230.7	16:59:31.750
13		6:04.030	4:53.937	37.861	32.232	150.2	17:05:35.780
14		1:37.972	29.064	36.861	32.047	233.7	17:07:13.752
15		1:37.735	28.779	36.831	32.125	234.7	17:08:51.487
16		1:45.994 P	29.391	37.607	38.996	236.3	17:10:37.481

78

Dexter Patterson

Dallara F320 HWA

Drivex

Lap	D	Time	Sector 1	Sector 2	Sector 3	T. Spd	Elapsed
1		16:41:03.801 P	16:39:37.255	43.506	43.040	170.6	16:41:03.801
2		2:24.162 P	1:01.553	40.388	42.221	169.5	16:43:27.963
3		2:13.329	1:01.491	38.702	33.136	165.1	16:45:41.292
4		1:49.153	30.367	44.101	34.685	234.2	16:47:30.445
5		1:40.278	29.438	37.667	33.173	232.7	16:49:10.723
6		1:40.910	29.286	37.427	34.197	232.7	16:50:51.633
7		1:53.156 P	30.159	39.440	43.557	233.2	16:52:44.789
8		4:59.499	3:45.277	40.883	33.339	172.8	16:57:44.288
9		1:56.845 P	29.746	42.415	44.684	229.2	16:59:41.133
10		5:49.607	4:35.032	40.061	34.514	180.3	17:05:30.740
11		1:39.393	29.531	37.372	32.490	233.7	17:07:10.133
12		1:38.618	29.154	37.118	32.346	235.2	17:08:48.751
13		1:55.662 P	30.332	41.696	43.634	237.3	17:10:44.413

84

Francesco Simonazzi

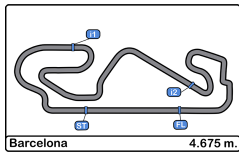
Dallara F320 Spiess

Rookie

BVM Racing

Lap	D	Time	Sector 1	Sector 2	Sector 3	T. Spd	Elapsed
1		16:30:26.085	16:28:57.953	49.137	38.995	121.6	16:30:26.085
2		1:52.253	35.523	42.053	34.677	183.3	16:32:18.338
3		1:46.077	31.077	40.118	34.882	217.7	16:34:04.415
4		1:41.432	29.920	38.436	33.076	230.7	16:35:45.847
5		1:58.861	29.442	48.218	41.201	231.2	16:37:44.708
6		1:39.257	29.194	37.317	32.746	233.7	16:39:23.965
7		1:39.165	29.049	37.257	32.859	233.7	16:41:03.130
8		1:42.898 P	29.103	37.227	36.568	234.7	16:42:46.028
9		10:14.446	9:00.045	40.679	33.722	152.7	16:53:00.474
10		1:47.528 P	31.452	37.860	38.216	230.2	16:54:48.002
11		3:16.601	2:06.439	37.402	32.760	170.6	16:58:04.603
12		1:59.183 P	31.811	42.942	44.430	235.2	17:00:03.786
13		5:24.511	4:12.867	37.945	33.699	177.6	17:05:28.297
14		1:40.183	29.240	37.253	33.690	233.7	17:07:08.480
15		1:38.663	28.883	37.265	32.515	236.3	17:08:47.143
16		1:46.732 P	28.875	37.041	40.816	236.8	17:10:33.875





**Circuit de Barcelona**  
**Euroformula Open**  
**Free Practice - 2**  
**Lap Analysis**



**88**

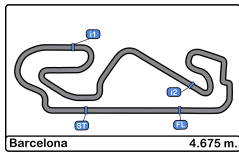
Filip Kaminiaz

Dallara F320 Spiess

CryptoTower Racing Team

Lap	D	Time	Sector 1	Sector 2	Sector 3	T. Spd	Elapsed
1		16:30:23.803 P	16:29:00.351	42.646	40.806	148.9	16:30:23.803
2		4:24.170	3:07.202	41.700	35.268	162.8	16:34:47.973
3		1:45.066	30.930	39.047	35.089	231.2	16:36:33.039
4		1:39.174	29.387	37.390	32.397	231.2	16:38:12.213
5		1:38.649	29.154	37.208	32.287	232.7	16:39:50.862
6		1:38.937	29.060	36.976	32.901	233.7	16:41:29.799
7		1:38.387	29.033	37.054	32.300	232.7	16:43:08.186
8		1:45.589 P	29.001	37.080	39.508	233.7	16:44:53.775
9		5:01.160	3:44.919	42.009	34.232	152.3	16:49:54.935
10		1:43.469	31.140	39.023	33.306	220.4	16:51:38.404
11		1:39.824	29.054	37.041	33.729	232.2	16:53:18.228
12		<del>1:38.647</del>	29.230	37.050	32.367	232.2	16:54:56.875
13		<b>1:38.204</b>	29.006	36.914	<b>32.284</b>	232.2	16:56:35.079
14		6:45.799 P	<b>28.950</b>	<b>36.758</b>	5:40.091	233.2	17:03:20.878
15		3:50.690 P	2:28.391	39.490	42.809	171.9	17:07:11.568
16		2:22.693 P	1:02.622	38.394	41.677	171.9	17:09:34.261



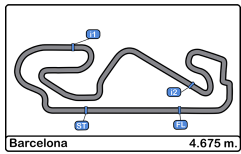


**Circuito de Barcelona**  
**Euroformula Open**  
**Free Practice - 2**  
**Best Sectors Results**



Sector - 1			Sector - 2			Sector - 3			Ideal Lap vs Best Lap						
Clas	Nº	Driver	Time	Nº	Driver	Time	Nº	Driver	Time	Clas	Nº	Driver	Ideal Lap	Best Lap	Clas
1	25	Casper Stevenson	28.607	25	Casper Stevenson	36.335	28	Cameron Das	31.532	1	25	Casper Stevenson	1:36.584	1:36.948	2
2	28	Cameron Das	28.684	10	Christian Mansell	36.477	52	Jak Crawford	31.579	2	28	Cameron Das	1:36.717	1:36.717	1
3	26	Sebastian Alvarez	28.755	26	Sebastian Alvarez	36.485	25	Casper Stevenson	31.642	3	52	Jak Crawford	1:36.998	1:37.562	8
4	71	Brad Benavides	28.779	28	Cameron Das	36.501	27	Louis Foster	31.644	4	10	Christian Mansell	1:37.061	1:37.250	5
5	21	Josh Mason	28.800	15	Enzo Trulli	36.573	21	Josh Mason	31.723	5	27	Louis Foster	1:37.116	1:37.238	3
6	15	Enzo Trulli	28.815	52	Jak Crawford	36.583	10	Christian Mansell	31.734	6	21	Josh Mason	1:37.177	1:37.243	4
7	27	Louis Foster	28.829	74	Cem Bolukbasi	36.586	15	Enzo Trulli	31.907	7	15	Enzo Trulli	1:37.295	1:37.295	6
8	52	Jak Crawford	28.836	27	Louis Foster	36.643	71	Brad Benavides	32.047	8	26	Sebastian Alvarez	1:37.298	1:37.452	7
9	18	Nazim Azman	28.838	21	Josh Mason	36.654	26	Sebastian Alvarez	32.058	9	74	Cem Bolukbasi	1:37.609	1:38.257	13
10	74	Cem Bolukbasi	28.839	18	Nazim Azman	36.703	35	Enzo Scioni	32.172	10	71	Brad Benavides	1:37.657	1:37.735	9
11	10	Christian Mansell	28.850	88	Filip Kaminiaz	36.758	74	Cem Bolukbasi	32.184	11	18	Nazim Azman	1:37.735	1:38.191	10
12	84	Francesco Simonazzi	28.875	71	Brad Benavides	36.831	18	Nazim Azman	32.194	12	88	Filip Kaminiaz	1:37.992	1:38.204	11
13	35	Enzo Scioni	28.915	8	Rafael Villagomez	36.967	8	Rafael Villagomez	32.197	13	35	Enzo Scioni	1:38.055	1:38.295	14
14	88	Filip Kaminiaz	28.950	35	Enzo Scioni	36.968	88	Filip Kaminiaz	32.284	14	8	Rafael Villagomez	1:38.128	1:38.249	12
15	8	Rafael Villagomez	28.964	84	Francesco Simonazzi	37.041	78	Dexter Patterson	32.346	15	84	Francesco Simonazzi	1:38.431	1:38.663	16
16	78	Dexter Patterson	29.154	78	Dexter Patterson	37.118	84	Francesco Simonazzi	32.515	16	78	Dexter Patterson	1:38.618	1:38.618	15





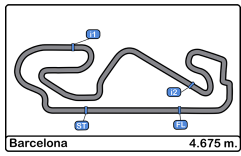
**Circuit de Barcelona**  
**Euroformula Open**  
**Free Practice - 2**  
**Best 5 Lap Times**



Cls	Nº	Driver	Nat	Cat	Cls	Team	Nat	Vehicle	Best 1		Best 2		Best 3		Best 4		Best 5	
									Time	Lap	Time	Lap	Time	Lap	Time	Lap	Time	Lap
1	28	Cameron Das	USA			Team Motopark	DEU	Dallara F320 Spiess	1:36.717	13	1:37.111	12	1:37.529	9	1:37.696	8	1:38.123	7
2	25	Casper Stevenson	GBR	R	1	Van Amersfoort Racing	NLD	Dallara F320 HWA	1:36.948	15	1:37.532	11	1:37.782	10	1:38.380	6	1:38.419	5
3	27	Louis Foster	GBR			CryptoTower Racing Team	JPN	Dallara F320 Spiess	1:37.238	19	1:37.602	18	1:37.640	15	1:37.809	14	1:37.888	9
4	21	Josh Mason	GBR			Double R Racing	GBR	Dallara F320 HWA	1:37.243	13	1:38.292	12	1:38.409	5	1:38.424	3	1:38.584	6
5	10	Christian Mansell	AUS	R	2	Team Motopark	DEU	Dallara F320 Spiess	1:37.250	5	1:37.283	6	1:37.340	10	1:37.611	4	1:38.427	3
6	15	Enzo Trulli	ITA	R	3	Carlin	GBR	Dallara F320 Spiess	1:37.295	15	1:37.658	14	1:38.224	7	1:38.253	9	1:38.415	5
7	26	Sebastian Alvarez	MEX			Double R Racing	GBR	Dallara F320 HWA	1:37.452	13	1:37.936	12	1:37.942	11	1:38.268	17	1:38.471	10
8	52	Jak Crawford	USA	R	4	Team Motopark	DEU	Dallara F320 Spiess	1:37.562	14	1:37.721	10	1:37.725	11	1:37.737	12	1:37.759	15
9	71	Brad Benavides	USA			Carlin	GBR	Dallara F320 Spiess	1:37.735	15	1:37.972	14	1:38.771	6	1:38.786	8	1:38.947	5
10	18	Nazim Azman	MYN			CryptoTower Racing Team	JPN	Dallara F320 Spiess	1:38.191	14	1:38.330	10	1:38.383	8	1:38.520	6	1:38.645	9
11	88	Filip Kaminiarz	POL			CryptoTower Racing Team	JPN	Dallara F320 Spiess	1:38.204	13	1:38.387	7	1:38.649	5	1:38.937	6	1:39.174	4
12	8	Rafael Villagomez	MEX			Van Amersfoort Racing	NLD	Dallara F320 HWA	1:38.249	15	1:38.580	11	1:38.707	10	1:38.846	6	1:39.056	14
13	74	Cem Bolukbasi	TUR			Van Amersfoort Racing	NLD	Dallara F320 HWA	1:38.257	12	1:38.413	8	1:38.540	7	1:38.681	11	1:38.698	9
14	35	Enzo Scionti	USA	R	5	Drivex	ESP	Dallara F320 HWA	1:38.295	15	1:38.570	14	1:38.980	4	1:39.152	5	1:39.255	10
15	78	Dexter Patterson	GBR			Drivex	ESP	Dallara F320 HWA	1:38.618	12	1:39.393	11	1:40.278	5	1:40.910	6	1:49.153	4
16	84	Francesco	ITA	R	6	BVM Racing	ITA	Dallara F320 Spiess	1:38.663	15	1:39.165	7	1:39.257	6	1:40.183	14	1:41.432	4





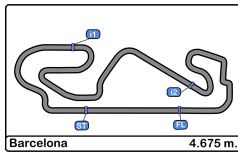


**Circuit de Barcelona**  
**Euroformula Open**  
**Free Practice - 2**  
**Best 5 Top Speeds**



Clas	Nº	Driver	Nat	Cat	Cls	Team	Nat	Vehicle	Top 1		Top 2		Top 3		Top 4		Top 5		Avg
									Km/h	Lap	Km/h	Lap	Km/h	Lap	Km/h	Lap	Km/h	Lap	
1	28	Cameron Das				Team Motopark		Dallara F320 Spiess	237.8	14	234.7	13	234.2	4	234.2	9	233.7	8	234.9
2	15	Enzo Trulli		R	1	Carlin		Dallara F320 Spiess	237.3	8	236.8	7	236.3	6	236.3	16	235.2	5	236.4
3	21	Josh Mason				Double R Racing		Dallara F320 HWA	237.3	6	237.3	7	236.8	5	236.3	4	236.3	14	236.8
4	78	Dexter Patterson				Drivex		Dallara F320 HWA	237.3	13	235.2	12	234.2	4	233.7	11	233.2	7	234.7
5	35	Enzo Scionti		R	2	Drivex		Dallara F320 HWA	236.8	15	235.8	6	235.8	7	235.8	9	235.8	10	236.0
6	84	Francesco Simonazzi		R	3	BVM Racing		Dallara F320 Spiess	236.8	16	236.3	15	235.2	12	234.7	8	233.7	6	235.4
7	25	Casper Stevenson		R	4	Van Amersfoort Racing		Dallara F320 HWA	236.3	10	236.3	11	236.3	12	235.8	16	234.7	6	235.9
8	71	Brad Benavides				Carlin		Dallara F320 Spiess	236.3	16	235.2	6	234.7	5	234.7	7	234.7	9	235.1
9	18	Nazim Azman				CryptoTower Racing Team		Dallara F320 Spiess	235.8	7	235.2	6	235.2	11	235.2	15	234.7	5	235.2
10	26	Sebastian Alvarez				Double R Racing		Dallara F320 HWA	235.8	7	235.2	16	235.2	18	234.7	6	234.7	14	235.1
11	10	Christian Mansell		R	5	Team Motopark		Dallara F320 Spiess	235.2	11	234.7	5	234.2	6	234.2	10	233.7	7	234.4
12	52	Jak Crawford		R	6	Team Motopark		Dallara F320 Spiess	235.2	21	234.2	11	234.2	12	234.2	20	233.7	10	234.3
13	74	Cem Bolukbasi				Van Amersfoort Racing		Dallara F320 HWA	234.7	13	234.2	9	234.2	11	234.2	12	234.2	16	234.3
14	8	Rafael Villagomez				Van Amersfoort Racing		Dallara F320 HWA	233.7	10	233.7	11	233.7	12	233.7	16	232.7	9	233.5
15	88	Filip Kaminiaz				CryptoTower Racing Team		Dallara F320 Spiess	233.7	6	233.7	8	233.2	14	232.7	5	232.7	7	233.2
16	27	Louis Foster				CryptoTower Racing Team		Dallara F320 Spiess	233.2	14	233.2	20	232.7	6	232.7	8	232.7	10	232.9



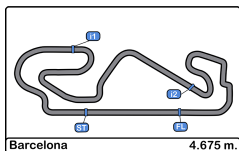


**Circuit de Barcelona**  
**Euroformula Open**  
**Free Practice - 2**  
**Fastest Laps Sequence**



Lap	Time of Day	Session Time	Nº	Driver	Nat	Cat	Team	Nat	Vehicle	Time	Km/h
2	16:31:42.568	3:42.568	26	Sebastian Alvarez	MEX		Double R Racing	GBR	Dallara F320 HWA	1:41.597	165.6
3	16:34:16.184	6:16.184	21	Josh Mason	GBR		Double R Racing	GBR	Dallara F320 HWA	1:38.424	170.9
3	16:34:44.188	6:44.188	27	Louis Foster	GBR		CryptoTower Racing Team	JPN	Dallara F320 Spiess	1:38.355	171.1
4	16:36:22.390	8:22.390	27	Louis Foster	GBR		CryptoTower Racing Team	JPN	Dallara F320 Spiess	1:38.202	171.3
5	16:38:57.396	10:57.396	52	Jak Crawford	USA	R	Team Motopark	DEU	Dallara F320 Spiess	1:38.201	171.3
6	16:40:35.394	12:35.394	52	Jak Crawford	USA	R	Team Motopark	DEU	Dallara F320 Spiess	1:37.998	171.7
7	16:42:13.301	14:13.301	52	Jak Crawford	USA	R	Team Motopark	DEU	Dallara F320 Spiess	1:37.907	171.8
8	16:43:51.170	15:51.170	52	Jak Crawford	USA	R	Team Motopark	DEU	Dallara F320 Spiess	1:37.869	171.9
4	16:45:15.969	17:15.969	10	Christian Mansell	AUS	R	Team Motopark	DEU	Dallara F320 Spiess	1:37.611	172.4
5	16:46:53.219	18:53.219	10	Christian Mansell	AUS	R	Team Motopark	DEU	Dallara F320 Spiess	1:37.250	173.0
12	17:07:27.601	39:27.601	28	Cameron Das	USA		Team Motopark	DEU	Dallara F320 Spiess	1:37.111	173.3
15	17:08:42.568	40:42.568	25	Casper Stevenson	GBR	R	Van Amersfoort Racing	NLD	Dallara F320 HWA	1:36.948	173.5
13	17:09:04.318	41:04.318	28	Cameron Das	USA		Team Motopark	DEU	Dallara F320 Spiess	1:36.717	174.0



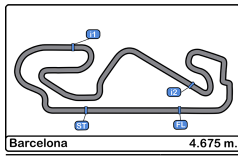


**Circuit de Barcelona**  
**Euroformula Open**  
**Free Practice - 2**  
**Event Best Maximum Speed**



Nº	Driver	Nat	Cat	Clas	Team	Nat	Vehicle	Km/h	Session
25	Casper Stevenson		GBR	R 1	Van Amersfoort Racing		Dallara F320 HWA	239.4	Free Practice - 1
27	Louis Foster		GBR		CryptoTower Racing Team		Dallara F320 Spiess	238.9	Private test - 1
21	Josh Mason		GBR		Double R Racing		Dallara F320 HWA	238.9	Private test - 1
35	Enzo Scionti		USA	R 2	Drivex		Dallara F320 HWA	238.4	Private test - 1
8	Rafael Villagomez		MEX		Van Amersfoort Racing		Dallara F320 HWA	238.4	Free Practice - 1
78	Dexter Patterson		GBR		Drivex		Dallara F320 HWA	237.8	Private test - 1
74	Cem Bolukbasi		TUR		Van Amersfoort Racing		Dallara F320 HWA	237.8	Private test - 1
26	Sebastian Alvarez		MEX		Double R Racing		Dallara F320 HWA	237.8	Free Practice - 1
28	Cameron Das		USA		Team Motopark		Dallara F320 Spiess	237.8	Free Practice - 2
15	Enzo Trulli		ITA	R 3	Carlin		Dallara F320 Spiess	237.3	Free Practice - 2
18	Nazim Azman		MYS		CryptoTower Racing Team		Dallara F320 Spiess	236.8	Free Practice - 1
84	Francesco Simonazzi		ITA	R 4	BVM Racing		Dallara F320 Spiess	236.8	Free Practice - 2
71	Brad Benavides		USA		Carlin		Dallara F320 Spiess	236.3	Free Practice - 2
10	Christian Mansell		AUS	R 5	Team Motopark		Dallara F320 Spiess	235.8	Private test - 2
52	Jak Crawford		USA	R 6	Team Motopark		Dallara F320 Spiess	235.2	Free Practice - 2
88	Filip Kaminiarz		POL		CryptoTower Racing Team		Dallara F320 Spiess	234.2	Private test - 1





**Circuit de Barcelona**  
**Euroformula Open**  
**Free Practice - 2**  
**Pit Stop Analysis**



**8** Rafael Villagomez Dallara F320 HWA  
 Van Amersfoort Racing

Nº	In Day Time	In Time	Out Time	Pit Time	T. Pit Time	Handicap	Penalty
1	16:30:14.419	16:30:14.419	16:30:42.994	28.575	28.575		
2	16:41:14.790	16:41:14.790	16:45:45.761	4:30.971	4:59.546		
3	16:54:07.498	16:54:07.498	17:03:56.645	9:49.147	14:48.693		

**10** Christian Mansell Dallara F320 Spiess  
 Rookie Team Motopark

Nº	In Day Time	In Time	Out Time	Pit Time	T. Pit Time	Handicap	Penalty
1	16:50:10.223	16:50:10.223	17:03:51.445	13:41.222	13:41.222		

**15** Enzo Trulli Dallara F320 Spiess  
 Rookie Carlin

Nº	In Day Time	In Time	Out Time	Pit Time	T. Pit Time	Handicap	Penalty
1	16:30:07.353	16:30:07.353	16:30:32.802	25.449	25.449		
2	16:32:40.078	16:32:40.078	16:33:07.419	27.341	52.790		
3	16:46:41.489	16:46:41.489	16:55:20.496	8:39.007	9:31.797		
4	16:58:53.731	16:58:53.731	17:03:54.982	5:01.251	14:33.048		

**18** Nazim Azman Dallara F320 Spiess  
 CryptoTower Racing Team

Nº	In Day Time	In Time	Out Time	Pit Time	T. Pit Time	Handicap	Penalty
1	16:31:59.644	16:31:59.644	16:32:24.095	24.451	24.451		
2	16:47:28.105	16:47:28.105	17:03:41.322	16:13.217	16:37.668		

**21** Josh Mason Dallara F320 HWA  
 Double R Racing

Nº	In Day Time	In Time	Out Time	Pit Time	T. Pit Time	Handicap	Penalty
1	16:40:54.644	16:40:54.644	16:54:37.439	13:42.795	13:42.795		
2	16:59:59.447	16:59:59.447	17:04:16.129	4:16.682	17:59.477		

**25** Casper Stevenson Dallara F320 HWA  
 Rookie Van Amersfoort Racing

Nº	In Day Time	In Time	Out Time	Pit Time	T. Pit Time	Handicap	Penalty
1	16:31:48.287	16:31:48.287	16:32:11.347	23.060	23.060		
2	16:40:48.278	16:40:48.278	16:45:41.324	4:53.046	5:16.106		
3	16:53:59.841	16:53:59.841	17:03:42.484	9:42.643	14:58.749		

**26** Sebastian Alvarez Dallara F320 HWA  
 Double R Racing

Nº	In Day Time	In Time	Out Time	Pit Time	T. Pit Time	Handicap	Penalty
1	16:40:09.038	16:40:09.038	16:43:51.600	3:42.562	3:42.562		
2	16:55:32.750	16:55:32.750	17:04:08.582	8:35.832	12:18.394		

**27** Louis Foster Dallara F320 Spiess  
 CryptoTower Racing Team

Nº	In Day Time	In Time	Out Time	Pit Time	T. Pit Time	Handicap	Penalty
1	16:30:29.016	16:30:29.016	16:31:04.870	35.854	35.854		
2	16:56:02.876	16:56:02.876	17:04:07.227	8:04.351	8:40.205		

**28** Cameron Das Dallara F320 Spiess  
 Team Motopark

Nº	In Day Time	In Time	Out Time	Pit Time	T. Pit Time	Handicap	Penalty
1	16:33:18.864	16:33:18.864	16:33:42.404	23.540	23.540		
2	16:35:25.557	16:35:25.557	16:35:49.642	24.085	47.625		
3	16:39:22.980	16:39:22.980	16:43:45.120	4:22.140	5:09.765		
4	16:53:55.381	16:53:55.381	17:04:05.568	10:10.187	15:19.952		

**35** Enzo Scionti Dallara F320 HWA  
 Rookie Drivex

Nº	In Day Time	In Time	Out Time	Pit Time	T. Pit Time	Handicap	Penalty
1	16:30:37.281	16:30:37.281	16:31:10.693	33.412	33.412		
2	16:48:24.080	16:48:24.080	16:57:14.799	8:50.719	9:24.131		
3	16:59:24.602	16:59:24.602	17:04:03.368	4:38.766	14:02.897		

**52** Jak Crawford Dallara F320 Spiess  
 Rookie Team Motopark

Nº	In Day Time	In Time	Out Time	Pit Time	T. Pit Time	Handicap	Penalty
1	16:30:26.005	16:30:26.005	16:30:58.062	32.057	32.057		
2	16:35:05.064	16:35:05.064	16:35:29.430	24.366	56.423		
3	16:58:39.984	16:58:39.984	17:04:01.290	5:21.306	6:17.729		

**71** Brad Benavides Dallara F320 Spiess  
 Carlin

Nº	In Day Time	In Time	Out Time	Pit Time	T. Pit Time	Handicap	Penalty
1	16:30:08.718	16:30:08.718	16:30:36.005	27.287	27.287		
2	16:32:45.402	16:32:45.402	16:33:10.677	25.275	52.562		
3	16:46:53.802	16:46:53.802	16:55:49.988	8:56.186	9:48.748		
4	16:59:28.887	16:59:28.887	17:03:52.292	4:23.405	14:12.153		

**74** Cem Bolukbasi Dallara F320 HWA  
 Van Amersfoort Racing

Nº	In Day Time	In Time	Out Time	Pit Time	T. Pit Time	Handicap	Penalty
1	16:30:39.856	16:30:39.856	16:31:23.896	44.040	44.040		
2	16:33:35.805	16:33:35.805	16:34:01.311	25.506	1:09.546		
3	16:52:38.878	16:52:38.878	17:03:58.274	11:19.396	12:28.942		
4	17:05:43.428	17:05:43.428	17:06:57.025	1:13.597	13:42.539		

**78** Dexter Patterson Dallara F320 HWA  
 Drivex

Nº	In Day Time	In Time	Out Time	Pit Time	T. Pit Time	Handicap	Penalty
1	16:41:01.279	16:41:01.279	16:41:24.711	23.432	23.432		
2	16:43:25.431	16:43:25.431	16:43:48.239	22.808	46.240		
3	16:52:42.260	16:52:42.260	16:55:57.572	3:15.312	4:01.552		
4	16:59:38.548	16:59:38.548	17:03:46.639	4:08.091	8:09.643		

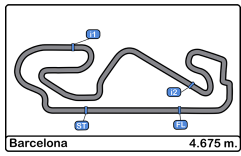
**84** Francesco Simonazzi Dallara F320 Spiess  
 Rookie BVM Racing

Nº	In Day Time	In Time	Out Time	Pit Time	T. Pit Time	Handicap	Penalty
1	16:42:43.614	16:42:43.614	16:51:13.834	8:30.220	8:30.220		
2	16:54:45.243	16:54:45.243	16:55:14.249	29.006	8:59.226		
3	17:00:01.229	17:00:01.229	17:03:47.852	3:46.623	12:45.849		

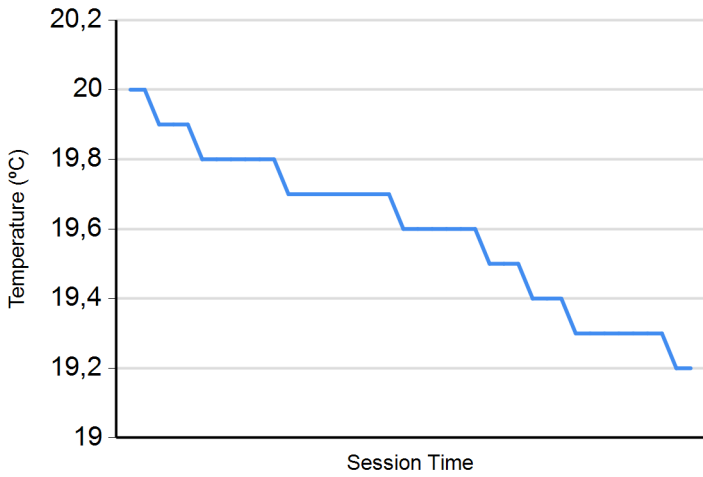
**88** Filip Kaminiarz Dallara F320 Spiess  
 CryptoTower Racing Team

Nº	In Day Time	In Time	Out Time	Pit Time	T. Pit Time	Handicap	Penalty
1	16:30:21.153	16:30:21.153	16:32:59.073	2:37.920	2:37.920		
2	16:44:51.230	16:44:51.230	16:48:04.828	3:13.598	5:51.518		
3	17:03:18.279	17:03:18.279	17:05:08.818	1:50.539	7:42.057		
4	17:07:08.983	17:07:08.983	17:07:31.919	22.936	8:04.993		

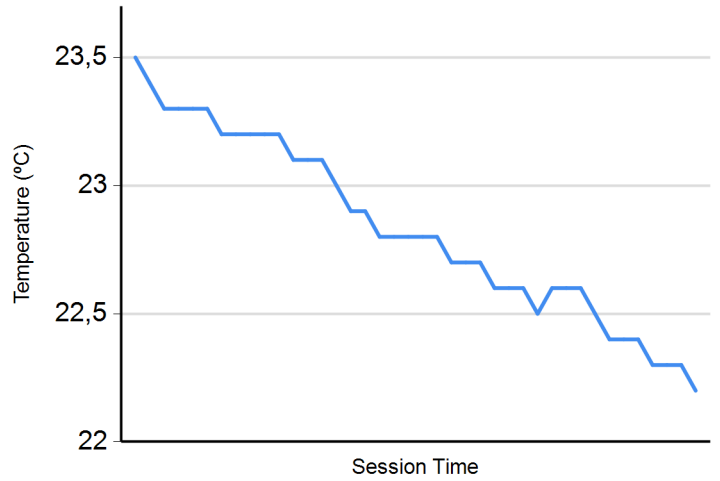




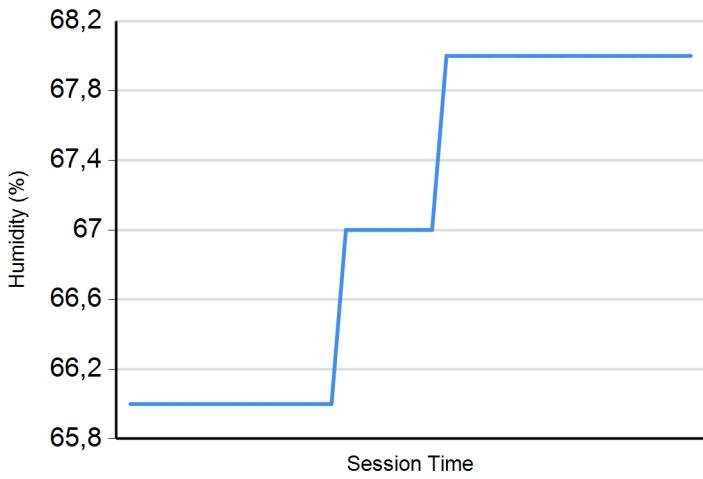
**Air Temperature**



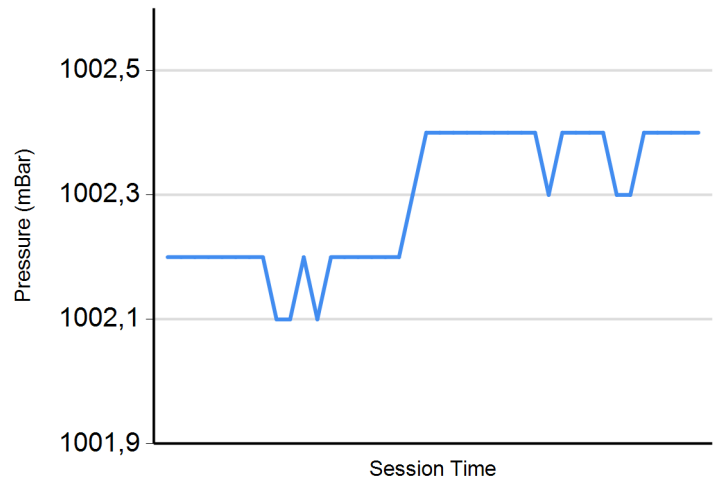
**Track Temperature**



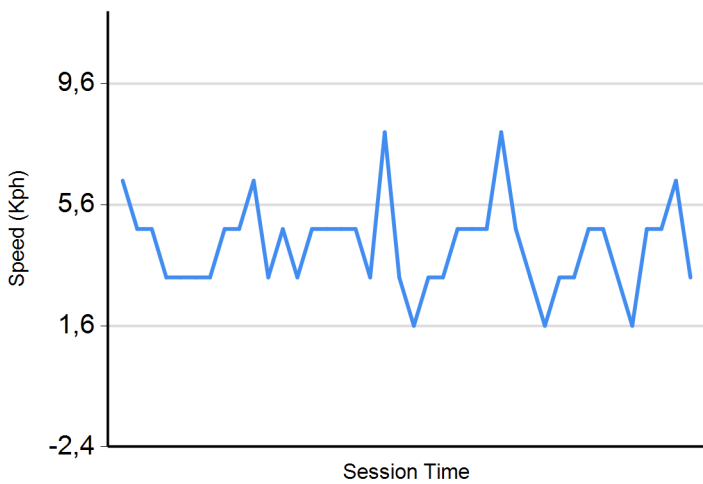
**Humidity**



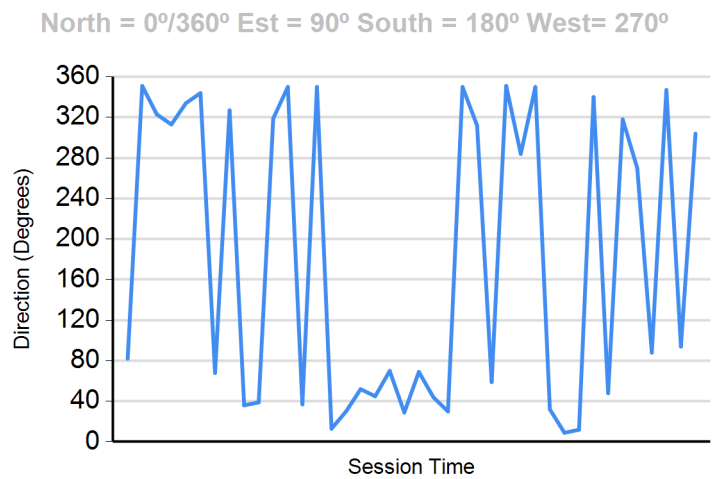
**Pressure**

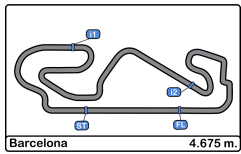


**Wind Speed**



**Wind direction**





**Circuit de Barcelona**  
**Euroformula Open**  
**Free Practice - 1 - 2**  
**Combined Results**



Cls	Nº	Driver	Nat	Cat	Clas	Team	Nat	Vehicle	Laps	FP1	FP2	Best	Gap	Interval	Km/h		
1	52	Jak Crawford	USA	R	1	Team Motopark	DEU	Dallara F320 Spiess	38	1:36.069	16	1:37.562	14	1:36.069	175.1		
2	74	Cem Bolukbasi	TUR			Van Amersfoort Racing	NLD	Dallara F320 HWA	29	1:36.215	12	1:38.257	12	1:36.215	0.146	0.146	174.9
3	28	Cameron Das	USA			Team Motopark	DEU	Dallara F320 Spiess	30	1:36.270	15	1:36.717	13	1:36.270	0.201	0.055	174.8
4	27	Louis Foster	GBR			CryptoTower Racing Team	JPN	Dallara F320 Spiess	37	1:36.414	15	1:37.238	19	1:36.414	0.345	0.144	174.5
5	15	Enzo Trulli	ITA	R	2	Carlin	GBR	Dallara F320 Spiess	34	1:36.516	12	1:37.295	15	1:36.516	0.447	0.102	174.3
6	18	Nazim Azman	MYS			CryptoTower Racing Team	JPN	Dallara F320 Spiess	32	1:36.723	15	1:38.191	14	1:36.723	0.654	0.207	174.0
7	25	Casper Stevenson	GBR	R	3	Van Amersfoort Racing	NLD	Dallara F320 HWA	34	1:36.779	16	1:36.948	15	1:36.779	0.710	0.056	173.9
8	21	Josh Mason	GBR			Double R Racing	GBR	Dallara F320 HWA	32	1:36.874	12	1:37.243	13	1:36.874	0.805	0.095	173.7
9	71	Brad Benavides	USA			Carlin	GBR	Dallara F320 Spiess	35	1:36.928	18	1:37.735	15	1:36.928	0.859	0.054	173.6
10	26	Sebastian Alvarez	MEX			Double R Racing	GBR	Dallara F320 HWA	39	1:37.211	20	1:37.452	13	1:37.211	1.142	0.283	173.1
11	10	Christian Mansell	AUS	R	4	Team Motopark	DEU	Dallara F320 Spiess	28	1:37.572	16	1:37.250	5	1:37.250	1.181	0.039	173.0
12	8	Rafael Villagomez	MEX			Van Amersfoort Racing	NLD	Dallara F320 HWA	34	1:37.321	16	1:38.249	15	1:37.321	1.252	0.071	172.9
13	35	Enzo Scionti	USA	R	5	Drivex	ESP	Dallara F320 HWA	29	1:37.424	12	1:38.295	15	1:37.424	1.355	0.103	172.7
14	84	Francesco Simonazzi	ITA	R	6	BVM Racing	ITA	Dallara F320 Spiess	37	1:37.502	13	1:38.663	15	1:37.502	1.433	0.078	172.6
15	78	Dexter Patterson	GBR			Drivex	ESP	Dallara F320 HWA	33	1:37.883	17	1:38.618	12	1:37.883	1.814	0.381	171.9
16	88	Filip Kaminiarz	POL			CryptoTower Racing Team	JPN	Dallara F320 Spiess	24	1:39.081	4	1:38.204	13	1:38.204	2.135	0.321	171.3

**\* PENALTIES**

CAR 88 TIME 1:38.647 DELETED TRACK LIMITS AT T 15

CAR 52 TIME 1:36.998 DELETED TRACK LIMITS AT T 15 + FOLLOWING LAP

Published at:.....

<b>Stewards:</b>	<b>Race Director:</b>	<b>Timekeeper:</b>  Luis Angel Garcia Nufez JOB/I-0020-ESP
------------------	-----------------------	---

