

Circuito de Barcelona
Euroformula Open
Qualifying
Provisional Results



Clas	Nº	Driver	Nat	Cat	Clas	Team	Nat	Vehicle	Laps	Best	Time	Gap	Interval	Km/h
1	74	Cem Bolukbasi	TUR			Van Amersfoort Racing	NLD	Dallara F320 HWA	12	10	1:35.342			176.5
2	28	Cameron Das	USA			Team Motopark	DEU	Dallara F320 Spiess	11	10	1:35.458	0.116	0.116	176.3
3	15	Enzo Trulli	ITA	R	1	Carlin	GBR	Dallara F320 Spiess	13	11	1:35.562	0.220	0.104	176.1
4	18	Nazim Azman	MYS			CryptoTower Racing Team	JPN	Dallara F320 Spiess	11	9	1:35.585	0.243	0.023	176.0
5	27	Louis Foster	GBR			CryptoTower Racing Team	JPN	Dallara F320 Spiess	11	9	1:35.656	0.314	0.071	175.9
6	52	Jak Crawford	USA	R	2	Team Motopark	DEU	Dallara F320 Spiess	11	10	1:35.703	0.361	0.047	175.8
7	21	Josh Mason	GBR			Double R Racing	GBR	Dallara F320 HWA	12	10	1:35.708	0.366	0.005	175.8
8	10	Christian Mansell	AUS	R	3	Team Motopark	DEU	Dallara F320 Spiess	12	9	1:35.790	0.448	0.082	175.6
9	25	Casper Stevenson	GBR	R	4	Van Amersfoort Racing	NLD	Dallara F320 HWA	13	11	1:35.798	0.456	0.008	175.6
10	8	Rafael Villagomez	MEX			Van Amersfoort Racing	NLD	Dallara F320 HWA	13	11	1:35.861	0.519	0.063	175.5
11	71	Brad Benavides	USA			Carlin	GBR	Dallara F320 Spiess	13	12	1:36.194	0.852	0.333	174.9
12	88	Filip Kaminiaz	POL			CryptoTower Racing Team	JPN	Dallara F320 Spiess	11	10	1:36.202	0.860	0.008	174.9
13	26	Sebastian Alvarez	MEX			Double R Racing	GBR	Dallara F320 HWA	13	10	1:36.256	0.914	0.054	174.8
14	84	Francesco Simonazzi	ITA	R	5	BVM Racing	ITA	Dallara F320 Spiess	12	10	1:36.328	0.986	0.072	174.7
15	35	Enzo Scionti	USA	R	6	Drivex	ESP	Dallara F320 HWA	13	11	1:36.836	1.494	0.508	173.7
16	78	Dexter Patterson	GBR			Drivex	ESP	Dallara F320 HWA	13	9	1:36.985	1.643	0.149	173.5

*** PENALTIES**

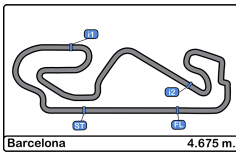
- CAR 84 TIME 1:37.920 DELETED TRACK LIMITS AT T 15 + FOLOWING LAP
- CAR 27 TIME 1:36.579 DELETED TRACK LIMITS AT T 15 + FOLOWING LAP
- CAR 52 TIME 1:36.516 DELETED TRACK LIMITS AT T 15 + FOLOWING LAP
- CAR 88 TIME 1:38.452 DELETED TRACK LIMITS AT T 15 + FOLOWING LAP
- CAR 71 TIME 1:36.800 DELETED TRACK LIMITS AT T 15 + FOLOWING LAP
- CAR 28 TIME 1:36.185 DELETED TRACK LIMITS AT T 15 + FOLOWING LAP
- CAR 52 TIME 1:41.910 DELETED TRACK LIMITS AT T 15 + FOLOWING LAP
- CAR 18 TIME 1:36.253 DELETED TRACK LIMITS AT T 15 + FOLOWING LAP
- CAR 28 TIME 1:35.984 DELETED TRACK LIMITS AT T 15 + FOLOWING LAP
- CAR 18 TIME 1:36.894 DELETED TRACK LIMITS AT T 15 + FOLOWING LAP

Published at:.....

Track Temp: 13.0 °C Air Temp: 14.2 °C Humidity: 71 % Track Status: DRY

Stewards:	Race Director:	Timekeeper: Luis Angel Garcia Nuñez JOB/I-0020-ESP
------------------	-----------------------	---





Circuito de Barcelona
Euroformula Open
Qualifying
Provisional Results by Category



Clas	Nº	Driver	Nat	Cat	Clas	Team	Nat	Vehicle	Laps	Best	Time	Gap	Interval	Km/h
1	74	Cem Bolukbasi	TUR			Van Amersfoort Racing	NLD	Dallara F320 HWA	12	10	1:35.342			176.5
2	28	Cameron Das	USA			Team Motopark	DEU	Dallara F320 Spiess	11	10	1:35.458	0.116	0.116	176.3
3	18	Nazim Azman	MYS			CryptoTower Racing Team	JPN	Dallara F320 Spiess	11	9	1:35.585	0.243	0.127	176.0
4	27	Louis Foster	GBR			CryptoTower Racing Team	JPN	Dallara F320 Spiess	11	9	1:35.656	0.314	0.071	175.9
5	21	Josh Mason	GBR			Double R Racing	GBR	Dallara F320 HWA	12	10	1:35.708	0.366	0.052	175.8
6	8	Rafael Villagomez	MEX			Van Amersfoort Racing	NLD	Dallara F320 HWA	13	11	1:35.861	0.519	0.153	175.5
7	71	Brad Benavides	USA			Carlin	GBR	Dallara F320 Spiess	13	12	1:36.194	0.852	0.333	174.9
8	88	Filip Kaminiaz	POL			CryptoTower Racing Team	JPN	Dallara F320 Spiess	11	10	1:36.202	0.860	0.008	174.9
9	26	Sebastian Alvarez	MEX			Double R Racing	GBR	Dallara F320 HWA	13	10	1:36.256	0.914	0.054	174.8
10	78	Dexter Patterson	GBR			Drivex	ESP	Dallara F320 HWA	13	9	1:36.985	1.643	0.729	173.5

Rookie														
1	15	Enzo Trulli	ITA	R	1	Carlin	GBR	Dallara F320 Spiess	13	11	1:35.562			176.1
2	52	Jak Crawford	USA	R	2	Team Motopark	DEU	Dallara F320 Spiess	11	10	1:35.703	0.141	0.141	175.8
3	10	Christian Mansell	AUS	R	3	Team Motopark	DEU	Dallara F320 Spiess	12	9	1:35.790	0.228	0.087	175.6
4	25	Casper Stevenson	GBR	R	4	Van Amersfoort Racing	NLD	Dallara F320 HWA	13	11	1:35.798	0.236	0.008	175.6
5	84	Francesco Simonazzi	ITA	R	5	BVM Racing	ITA	Dallara F320 Spiess	12	10	1:36.328	0.766	0.530	174.7
6	35	Enzo Scionti	USA	R	6	Drivex	ESP	Dallara F320 HWA	13	11	1:36.836	1.274	0.508	173.7

*** PENALTIES**

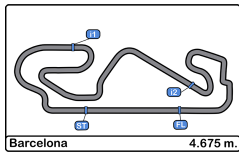
- CAR 84 TIME 1:37.920 DELETED TRACK LIMITS AT T 15 + FOLOWING LAP
- CAR 27 TIME 1:36.579 DELETED TRACK LIMITS AT T 15 + FOLOWING LAP
- CAR 52 TIME 1:36.516 DELETED TRACK LIMITS AT T 15 + FOLOWING LAP
- CAR 88 TIME 1:38.452 DELETED TRACK LIMITS AT T 15 + FOLOWING LAP
- CAR 71 TIME 1:36.800 DELETED TRACK LIMITS AT T 15 + FOLOWING LAP
- CAR 28 TIME 1:36.185 DELETED TRACK LIMITS AT T 15 + FOLOWING LAP
- CAR 52 TIME 1:41.910 DELETED TRACK LIMITS AT T 15 + FOLOWING LAP
- CAR 18 TIME 1:36.253 DELETED TRACK LIMITS AT T 15 + FOLOWING LAP
- CAR 28 TIME 1:35.984 DELETED TRACK LIMITS AT T 15 + FOLOWING LAP
- CAR 18 TIME 1:36.894 DELETED TRACK LIMITS AT T 15 + FOLOWING LAP

Published at:.....

Track Temp: 13.0 °C Air Temp: 14.2 °C Humidity: 71 % Track Status: DRY

Stewards:	Race Director:	Timekeeper: Luis Angel Garcia Nufez JOB/I-0020-ESP
------------------	-----------------------	---





Circuit de Barcelona
Euroformula Open
Qualifying
Lap Analysis



26

Sebastian Alvarez

Dallara F320 HWA **35**

Enzo Scionti

Dallara F320 HWA

Double R Racing Rookie

Drivex

Lap	D	Time	Sector 1	Sector 2	Sector 3	T. Spd	Elapsed	Lap	D	Time	Sector 1	Sector 2	Sector 3	T. Spd	Elapsed
1		11:22:07.084	11:20:50.602	41.935	34.547	147.7	11:22:07.084	1		11:22:28.682	11:21:05.715	45.209	37.758	160.9	11:22:28.682
2		1:41.285	29.820	37.953	33.512	231.2	11:23:48.369	2		1:46.635	31.744	39.602	35.289	204.9	11:24:15.317
3		1:37.801	29.027	36.905	31.869	233.7	11:25:26.170	3		1:37.730	29.085	36.815	31.830	235.2	11:25:53.047
4		1:36.976	28.822	36.614	31.540	235.2	11:27:03.146	4		1:37.587	28.779	36.796	32.012	237.8	11:27:30.634
5		1:37.374	28.688	36.625	32.061	236.3	11:28:40.520	5		1:37.075	28.655	36.665	31.755	238.9	11:29:07.709
6		1:52.592 P	28.625	36.698	47.269	240.0	11:30:33.112	6		1:36.909	28.497	36.454	31.958	238.9	11:30:44.618
7		7:41.092	6:24.876	41.861	34.355	157.4	11:38:14.204	7		1:43.858 P	28.993	37.523	37.342	238.4	11:32:28.476
8		1:38.997	29.480	37.776	31.741	231.2	11:39:53.201	8		6:36.955	5:17.794	42.572	36.589	114.8	11:39:05.431
9		1:36.929	28.838	36.735	31.356	233.7	11:41:30.130	9		1:47.989	33.322	40.461	34.206	236.3	11:40:53.420
10		1:36.256	28.672	36.286	31.298	234.7	11:43:06.386	10		1:37.632	28.843	36.578	32.211	237.8	11:42:31.052
11		1:36.406	28.645	36.166	31.595	235.2	11:44:42.792	11		1:36.836	28.589	36.432	31.815	237.8	11:44:07.888
12		1:36.887	28.590	36.472	31.825	237.8	11:46:19.679	12		1:37.034	28.644	36.566	31.824	238.4	11:45:44.922
13		1:48.013 P	28.717	36.756	42.540	236.3	11:48:07.692	13		1:55.366 P	29.012	38.622	47.732	238.4	11:47:40.288

27

Louis Foster

Dallara F320 Spiess **52**

Jak Crawford

Dallara F320 Spiess

CryptoTower Racing Team Rookie

Team Motopark

Lap	D	Time	Sector 1	Sector 2	Sector 3	T. Spd	Elapsed	Lap	D	Time	Sector 1	Sector 2	Sector 3	T. Spd	Elapsed
1		11:25:44.011	11:24:26.208	42.607	35.196	131.7	11:25:44.011	1		11:26:12.393	11:24:53.998	43.077	35.318	151.6	11:26:12.393
2		1:44.894	31.322	38.434	35.138	210.5	11:27:28.905	2		1:44.910	31.064	38.332	32.514	226.4	11:27:54.303
3		1:36.579	28.839	36.209	31.531	231.7	11:29:05.484	3		1:36.516	28.909	36.432	31.175	233.2	11:29:30.819
4		1:36.204	28.649	36.231	31.321	234.2	11:30:41.685	4		1:36.066	28.660	36.228	31.178	234.2	11:31:06.885
5		1:35.885	28.623	36.138	31.124	234.2	11:32:17.570	5		1:36.857	28.693	36.181	31.983	232.7	11:32:43.742
6		1:39.727 P	28.651	36.131	34.945	233.7	11:33:57.297	6		1:43.790 P	28.864	36.578	38.348	234.2	11:34:27.532
7		6:46.268	5:29.242	43.110	33.916	144.1	11:40:43.565	7		6:03.756	4:45.047	41.800	36.909	164.8	11:40:31.288
8		1:51.629	30.579	41.545	39.505	216.8	11:42:35.194	8		1:42.404	31.053	38.526	32.825	228.3	11:42:13.692
9		1:35.656	28.549	36.030	31.077	234.7	11:44:10.850	9		1:35.847	28.780	36.089	30.978	232.7	11:43:49.539
10		1:45.132	28.464	42.464	34.204	235.8	11:45:55.982	10		1:35.703	28.483	36.008	31.212	235.2	11:45:25.242
11		1:55.498 P	31.599	42.335	41.564	233.7	11:47:51.480	11		1:45.200 P	28.508	36.347	40.345	236.3	11:47:10.442

28

Cameron Das

Dallara F320 Spiess **71**

Brad Benavides

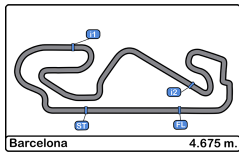
Dallara F320 Spiess

Team Motopark

Carlin

Lap	D	Time	Sector 1	Sector 2	Sector 3	T. Spd	Elapsed	Lap	D	Time	Sector 1	Sector 2	Sector 3	T. Spd	Elapsed
1		11:25:31.683	11:24:08.668	44.739	38.276	165.1	11:25:31.683	1		11:22:04.598	11:20:49.219	41.578	33.801	140.2	11:22:04.598
2		1:47.481	33.325	40.532	33.624	192.1	11:27:19.164	2		1:41.951	29.798	37.820	34.333	233.2	11:23:46.549
3		1:37.595	28.726	36.911	31.958	232.7	11:28:56.759	3		1:37.848	28.907	37.007	31.934	235.8	11:25:24.397
4		1:36.185	28.559	36.354	31.272	235.2	11:30:32.944	4		1:36.974	28.759	36.579	31.636	236.3	11:27:01.371
5		1:35.984	28.463	36.224	31.297	235.8	11:32:08.928	5		1:38.618	28.992	37.287	32.339	237.3	11:28:39.989
6		1:41.700 P	28.591	36.214	36.895	233.7	11:33:50.628	6		1:36.800	28.672	36.428	31.700	236.8	11:30:16.789
7		6:35.892	5:20.648	41.323	33.921	134.1	11:40:26.520	7		1:43.225 P	28.729	36.784	37.712	237.3	11:32:00.014
8		1:42.538	30.041	39.615	32.882	233.2	11:42:09.058	8		7:07.102	5:52.773	40.832	33.497	168.7	11:39:07.116
9		1:36.951	28.744	36.686	31.521	234.7	11:43:46.009	9		1:42.272	30.102	39.042	33.128	238.4	11:40:49.388
10		1:35.458	28.461	35.951	31.046	235.8	11:45:21.467	10		1:36.574	28.468	36.685	31.421	240.5	11:42:25.962
11		2:00.171 P	31.969	43.690	44.512	235.2	11:47:21.638	11		1:36.227	28.480	36.275	31.472	239.4	11:44:02.189
								12		1:36.194	28.519	36.297	31.378	238.9	11:45:38.383
								13		1:56.428 P	29.694	38.942	47.792	238.4	11:47:34.811





Circuit de Barcelona
Euroformula Open
Qualifying
Lap Analysis



74

Cem Bolukbasi

Dallara F320 HWA **88**

Filip Kaminiarz

Dallara F320 Spiess

Van Amersfoort Racing

CryptoTower Racing Team

Lap	D	Time	Sector 1	Sector 2	Sector 3	T. Spd	Elapsed	Lap	D	Time	Sector 1	Sector 2	Sector 3	T. Spd	Elapsed
1		11:22:18.537	11:20:59.880	42.510	36.147	99.5	11:22:18.537	1		11:25:03.614	11:23:46.907	42.267	34.440	147.9	11:25:03.614
2		1:48.029	30.857	41.272	35.900	233.2	11:24:06.566	2		1:43.889	31.110	39.351	33.428	232.2	11:26:47.503
3		1:37.435	29.131	36.657	31.647	233.2	11:25:44.001	3		1:40.380	31.313	37.295	31.772	233.2	11:28:27.883
4		1:36.546	28.682	36.363	31.501	235.2	11:27:20.547	4		1:38.452	28.774	36.403	33.275	234.2	11:30:06.335
5		1:39.713	28.496	36.300	34.917	237.8	11:29:00.260	5		1:38.236	29.271	37.052	31.913	232.7	11:31:44.571
6		1:42.374 P	28.547	36.306	37.521	236.8	11:30:42.634	6		1:42.411 P	28.770	36.537	37.104	234.2	11:33:26.982
7		8:21.067	7:06.413	40.525	34.129	141.3	11:39:03.701	7		7:45.400	6:30.660	41.081	33.659	156.2	11:41:12.382
8		1:42.750	30.445	39.099	33.206	233.7	11:40:46.451	8		1:45.379	30.333	38.144	36.902	234.2	11:42:57.761
9		1:35.447	28.551	35.954	<u>30.942</u>	236.3	11:42:21.898	9		1:43.125	30.369	37.168	35.588	234.2	11:44:40.886
10		<u>1:35.342</u>	<u>28.366</u>	<u>35.907</u>	31.069	236.3	11:43:57.240	10		<u>1:36.202</u>	28.635	<u>36.313</u>	<u>31.254</u>	234.2	11:46:17.088
11		1:35.697	28.373	35.981	31.343	237.3	11:45:32.937	11		3:28.953 P	2:08.960	41.693	38.300	234.2	11:49:46.041
12		2:05.662 P	30.386	47.593	47.683	237.8	11:47:38.599								

78

Dexter Patterson

Dallara F320 HWA

Drivex

Lap	D	Time	Sector 1	Sector 2	Sector 3	T. Spd	Elapsed
1		11:22:23.716	11:21:02.572	44.927	36.217	110.4	11:22:23.716
2		1:44.067	31.174	38.949	33.944	219.0	11:24:07.783
3		1:38.058	29.136	36.970	31.952	235.2	11:25:45.841
4		1:38.442	29.083	36.833	32.526	237.8	11:27:24.283
5		1:37.562	28.879	36.634	32.049	235.2	11:29:01.845
6		1:46.436 P	<u>28.713</u>	37.613	40.110	235.8	11:30:48.281
7		7:09.735	5:51.375	43.534	34.826	163.8	11:37:58.016
8		1:41.563	31.082	38.214	32.267	224.0	11:39:39.579
9		<u>1:36.985</u>	28.889	36.546	<u>31.550</u>	234.7	11:41:16.564
10		1:37.424	28.722	36.759	31.943	234.7	11:42:53.988
11		1:41.043	30.137	38.632	32.274	236.3	11:44:35.031
12		1:37.026	28.794	<u>36.543</u>	31.689	235.8	11:46:12.057
13		1:49.067 P	28.772	36.624	43.671	234.7	11:48:01.124

84

Francesco Simonazzi

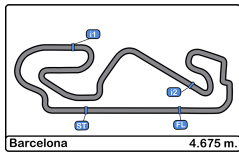
Dallara F320 Spiess

Rookie

BVM Racing

Lap	D	Time	Sector 1	Sector 2	Sector 3	T. Spd	Elapsed
1		11:22:08.202	11:20:51.044	42.544	34.614	146.1	11:22:08.202
2		1:41.998	30.250	38.871	32.877	233.2	11:23:50.200
3		1:38.356	28.966	37.282	32.108	234.7	11:25:28.556
4		1:37.639	28.661	36.928	32.050	238.4	11:27:06.195
5		1:37.929	28.810	36.824	32.286	236.3	11:28:44.115
6		1:43.345 P	29.002	36.904	37.409	236.8	11:30:27.430
7		8:08.253	6:47.301	46.061	34.891	132.0	11:38:35.683
8		1:44.776	30.682	39.702	34.392	231.2	11:40:20.459
9		1:37.170	28.818	36.909	31.443	234.2	11:41:57.629
10		<u>1:36.328</u>	28.695	36.486	<u>31.147</u>	235.8	11:43:33.957
11		1:36.505	<u>28.614</u>	<u>36.414</u>	31.477	235.8	11:45:10.462
12		1:56.787 P	28.821	43.197	44.769	235.8	11:47:07.249



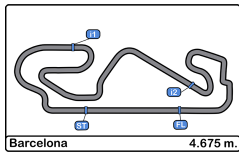


Circuito de Barcelona
Euroformula Open
Qualifying
Best Sectors Results



Sector - 1			Sector - 2			Sector - 3			Ideal Lap vs Best Lap						
Clas	Nº	Driver	Time	Nº	Driver	Time	Nº	Driver	Time	Clas	Nº	Driver	Ideal Lap	Best Lap	Clas
1	74	Cem Bolukbasi	28.366	74	Cem Bolukbasi	35.907	74	Cem Bolukbasi	30.942	1	74	Cem Bolukbasi	1:35.215	1:35.342	1
2	21	Josh Mason	28.371	18	Nazim Azman	35.912	52	Jak Crawford	30.978	2	28	Cameron Das	1:35.458	1:35.458	2
3	25	Casper Stevenson	28.421	28	Cameron Das	35.951	18	Nazim Azman	31.036	3	18	Nazim Azman	1:35.458	1:35.585	4
4	15	Enzo Trulli	28.436	21	Josh Mason	35.976	28	Cameron Das	31.046	4	52	Jak Crawford	1:35.469	1:35.703	6
5	28	Cameron Das	28.461	52	Jak Crawford	36.008	10	Christian Mansell	31.061	5	21	Josh Mason	1:35.495	1:35.708	7
6	27	Louis Foster	28.464	15	Enzo Trulli	36.012	27	Louis Foster	31.077	6	15	Enzo Trulli	1:35.562	1:35.562	3
7	71	Brad Benavides	28.468	27	Louis Foster	36.030	15	Enzo Trulli	31.114	7	27	Louis Foster	1:35.571	1:35.656	5
8	8	Rafael Villagomez	28.474	10	Christian Mansell	36.100	8	Rafael Villagomez	31.116	8	8	Rafael Villagomez	1:35.711	1:35.861	10
9	52	Jak Crawford	28.483	8	Rafael Villagomez	36.121	84	Francesco Simonazzi	31.147	9	25	Casper Stevenson	1:35.717	1:35.798	9
10	35	Enzo Scionti	28.497	25	Casper Stevenson	36.123	21	Josh Mason	31.148	10	10	Christian Mansell	1:35.740	1:35.790	8
11	18	Nazim Azman	28.510	26	Sebastian Alvarez	36.166	25	Casper Stevenson	31.173	11	26	Sebastian Alvarez	1:36.054	1:36.256	13
12	10	Christian Mansell	28.579	71	Brad Benavides	36.275	88	Filip Kaminiarz	31.254	12	71	Brad Benavides	1:36.121	1:36.194	11
13	26	Sebastian Alvarez	28.590	88	Filip Kaminiarz	36.313	26	Sebastian Alvarez	31.298	13	84	Francesco Simonazzi	1:36.175	1:36.328	14
14	84	Francesco Simonazzi	28.614	84	Francesco Simonazzi	36.414	71	Brad Benavides	31.378	14	88	Filip Kaminiarz	1:36.182	1:36.202	12
15	88	Filip Kaminiarz	28.615	35	Enzo Scionti	36.432	78	Dexter Patterson	31.550	15	35	Enzo Scionti	1:36.684	1:36.836	15
16	78	Dexter Patterson	28.713	78	Dexter Patterson	36.543	35	Enzo Scionti	31.755	16	78	Dexter Patterson	1:36.806	1:36.985	16



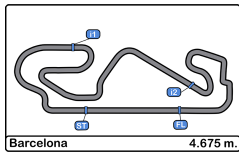


Circuit de Barcelona
Euroformula Open
Qualifying
Best 5 Lap Times



Cls	Nº	Driver	Nat	Cat	Cls	Team	Nat	Vehicle	Best 1		Best 2		Best 3		Best 4		Best 5	
									Time	Lap	Time	Lap	Time	Lap	Time	Lap	Time	Lap
1	74	Cem Bolukbasi	TUR			Van Amersfoort Racing	NLD	Dallara F320 HWA	1:35.342	10	1:35.447	9	1:35.697	11	1:36.546	4	1:37.435	3
2	28	Cameron Das	USA			Team Motopark	DEU	Dallara F320 Spiess	1:35.458	10	1:36.951	9	1:37.595	3	1:42.538	8	1:47.481	2
3	15	Enzo Trulli	ITA	R	1	Carlin	GBR	Dallara F320 Spiess	1:35.562	11	1:35.816	12	1:35.928	10	1:36.784	4	1:36.981	6
4	18	Nazim Azman	MYS			CryptoTower Racing Team	JPN	Dallara F320 Spiess	1:35.585	9	1:36.574	4	1:37.201	3	1:40.147	8	1:42.643	2
5	27	Louis Foster	GBR			CryptoTower Racing Team	JPN	Dallara F320 Spiess	1:35.656	9	1:35.885	5	1:39.727	6	1:44.894	2	1:45.132	10
6	52	Jak Crawford	USA	R	2	Team Motopark	DEU	Dallara F320 Spiess	1:35.703	10	1:35.847	9	1:36.857	5	1:42.404	8	1:43.790	6
7	21	Josh Mason	GBR			Double R Racing	GBR	Dallara F320 HWA	1:35.708	10	1:35.888	9	1:36.446	5	1:36.774	4	1:37.266	3
8	10	Christian Mansell	AUS	R	3	Team Motopark	DEU	Dallara F320 Spiess	1:35.790	9	1:36.227	11	1:36.397	4	1:36.469	5	1:39.038	8
9	25	Casper Stevenson	GBR	R	4	Van Amersfoort Racing	NLD	Dallara F320 HWA	1:35.798	11	1:35.848	12	1:36.023	10	1:36.742	4	1:36.847	6
10	8	Rafael Villagomez	MEX			Van Amersfoort Racing	NLD	Dallara F320 HWA	1:35.861	11	1:36.055	10	1:36.300	12	1:36.522	4	1:36.978	3
11	71	Brad Benavides	USA			Carlin	GBR	Dallara F320 Spiess	1:36.194	12	1:36.227	11	1:36.574	10	1:36.974	4	1:37.848	3
12	88	Filip Kaminiarz	POL			CryptoTower Racing Team	JPN	Dallara F320 Spiess	1:36.202	10	1:40.380	3	1:42.411	6	1:43.125	9	1:43.889	2
13	26	Sebastian Alvarez	MEX			Double R Racing	GBR	Dallara F320 HWA	1:36.256	10	1:36.406	11	1:36.887	12	1:36.929	9	1:36.976	4
14	84	Francesco	ITA	R	5	BVM Racing	ITA	Dallara F320 Spiess	1:36.328	10	1:36.505	11	1:37.170	9	1:37.639	4	1:38.356	3
15	35	Enzo Scionti	USA	R	6	Drivex	ESP	Dallara F320 HWA	1:36.836	11	1:36.909	6	1:37.034	12	1:37.075	5	1:37.587	4
16	78	Dexter Patterson	GBR			Drivex	ESP	Dallara F320 HWA	1:36.985	9	1:37.026	12	1:37.424	10	1:37.562	5	1:38.058	3



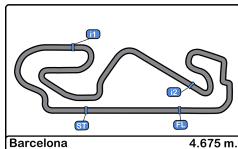


Circuito de Barcelona
Euroformula Open
Qualifying
Best 5 Top Speeds



Clas	Nº	Driver	Nat	Cat	Cls	Team	Nat	Vehicle	Top 1		Top 2		Top 3		Top 4		Top 5		Avg	
									Km/h	Lap	Km/h	Lap	Km/h	Lap	Km/h	Lap	Km/h	Lap		
1	21	Josh Mason		GBR		Double R Racing		Dallara F320 HWA	240.5	12	239.4	11	238.9	6	238.4	5	237.3	4	238.9	
2	71	Brad Benavides		USA		Carlin		Dallara F320 Spiess	240.5	10	239.4	11	238.9	12	238.4	9	238.4	13	239.1	
3	26	Sebastian Alvarez		MEX		Double R Racing		Dallara F320 HWA	240.0	6	237.8	12	236.3	5	236.3	13	235.2	4	237.1	
4	35	Enzo Scionti		USA	R	1	Drivex		Dallara F320 HWA	238.9	5	238.9	6	238.4	7	238.4	12	238.4	13	238.6
5	10	Christian Mansell		AUS	R	2	Team Motopark		Dallara F320 Spiess	238.4	10	236.8	9	236.8	11	236.3	5	235.8	3	236.8
6	15	Enzo Trulli		ITA	R	3	Carlin		Dallara F320 Spiess	238.4	12	238.4	13	237.8	10	237.3	9	237.3	11	237.8
7	84	Francesco Simonazzi		ITA	R	4	BVM Racing		Dallara F320 Spiess	238.4	4	236.8	6	236.3	5	235.8	10	235.8	11	236.6
8	25	Casper Stevenson		GBR	R	5	Van Amersfoort Racing		Dallara F320 HWA	237.8	12	237.3	7	237.3	11	237.3	13	236.8	6	237.3
9	74	Cem Bolukbasi		TUR		Van Amersfoort Racing		Dallara F320 HWA	237.8	5	237.8	12	237.3	11	236.8	6	236.3	9	237.2	
10	78	Dexter Patterson		GBR		Drivex		Dallara F320 HWA	237.8	4	236.3	11	235.8	6	235.8	12	235.2	3	236.2	
11	18	Nazim Azman		MYS		CryptoTower Racing Team		Dallara F320 Spiess	236.3	5	235.8	10	235.2	9	234.7	4	234.2	6	235.2	
12	52	Jak Crawford		USA	R	6	Team Motopark		Dallara F320 Spiess	236.3	11	235.2	10	234.2	4	234.2	6	233.2	3	234.6
13	27	Louis Foster		GBR		CryptoTower Racing Team		Dallara F320 Spiess	235.8	10	234.7	9	234.2	4	234.2	5	233.7	6	234.5	
14	28	Cameron Das		USA		Team Motopark		Dallara F320 Spiess	235.8	5	235.8	10	235.2	4	235.2	11	234.7	9	235.3	
15	88	Filip Kaminiaz		POL		CryptoTower Racing Team		Dallara F320 Spiess	235.8	11	234.2	4	234.2	6	234.2	8	234.2	9	234.5	
16	8	Rafael Villagomez		MEX		Van Amersfoort Racing		Dallara F320 HWA	235.2	12	234.7	13	234.2	4	234.2	5	234.2	11	234.5	



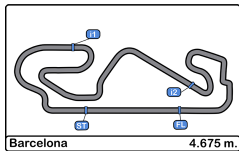


Circuit de Barcelona
Euroformula Open
Qualifying
Fastest Laps Sequence



Lap	Time of Day	Session Time	Nº	Driver	Nat	Cat	Team	Nat	Vehicle	Time	Km/h
2	11:23:45.129	3:45.129	15	Enzo Trulli	ITA	R	Carlin	GBR	Dallara F320 Spiess	1:41.982	165.0
2	11:23:46.549	3:46.549	71	Brad Benavides	USA		Carlin	GBR	Dallara F320 Spiess	1:41.951	165.0
2	11:23:48.369	3:48.369	26	Sebastian Alvarez	MEX		Double R Racing	GBR	Dallara F320 HWA	1:41.285	166.1
3	11:25:22.566	5:22.566	15	Enzo Trulli	ITA	R	Carlin	GBR	Dallara F320 Spiess	1:37.437	172.7
3	11:25:32.646	5:32.646	21	Josh Mason	GBR		Double R Racing	GBR	Dallara F320 HWA	1:37.266	173.0
3	11:25:39.376	5:39.376	25	Casper Stevenson	GBR	R	Van Amersfoort Racing	NLD	Dallara F320 HWA	1:37.199	173.1
3	11:26:04.152	6:04.152	8	Rafael Villagomez	MEX		Van Amersfoort Racing	NLD	Dallara F320 HWA	1:36.978	173.5
4	11:26:59.350	6:59.350	15	Enzo Trulli	ITA	R	Carlin	GBR	Dallara F320 Spiess	1:36.784	173.8
4	11:27:09.420	7:09.420	21	Josh Mason	GBR		Double R Racing	GBR	Dallara F320 HWA	1:36.774	173.9
4	11:27:16.118	7:16.118	25	Casper Stevenson	GBR	R	Van Amersfoort Racing	NLD	Dallara F320 HWA	1:36.742	173.9
4	11:27:20.547	7:20.547	74	Cem Bolukbasi	TUR		Van Amersfoort Racing	NLD	Dallara F320 HWA	1:36.546	174.3
4	11:27:40.674	7:40.674	8	Rafael Villagomez	MEX		Van Amersfoort Racing	NLD	Dallara F320 HWA	1:36.522	174.3
5	11:28:45.866	8:45.866	21	Josh Mason	GBR		Double R Racing	GBR	Dallara F320 HWA	1:36.446	174.5
4	11:28:49.144	8:49.144	10	Christian Mansell	AUS	R	Team Motopark	DEU	Dallara F320 Spiess	1:36.397	174.5
5	11:32:17.570	12:17.570	27	Louis Foster	GBR		CryptoTower Racing Team	JPN	Dallara F320 Spiess	1:35.885	175.5
9	11:42:21.898	22:21.898	74	Cem Bolukbasi	TUR		Van Amersfoort Racing	NLD	Dallara F320 HWA	1:35.447	176.3
10	11:43:57.240	23:57.240	74	Cem Bolukbasi	TUR		Van Amersfoort Racing	NLD	Dallara F320 HWA	1:35.342	176.5



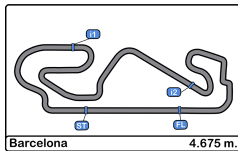


Circuit de Barcelona
Euroformula Open
Qualifying
Event Best Maximum Speed



Nº	Driver	Nat	Cat	Clas	Team	Nat	Vehicle	Km/h	Session
71	Brad Benavides	USA			Carlin	USA	Dallara F320 Spiess	240.5	Qualifying
21	Josh Mason	GBR			Double R Racing	GBR	Dallara F320 HWA	240.5	Qualifying
26	Sebastian Alvarez	MEX			Double R Racing	GBR	Dallara F320 HWA	240.0	Qualifying
25	Casper Stevenson	GBR	R	1	Van Amersfoort Racing	NLD	Dallara F320 HWA	239.4	Free Practice - 1
27	Louis Foster	GBR			CryptoTower Racing Team	JPN	Dallara F320 Spiess	238.9	Private test - 1
35	Enzo Scionti	USA	R	2	Drivex	ESP	Dallara F320 HWA	238.9	Qualifying
8	Rafael Villagomez	MEX			Van Amersfoort Racing	NLD	Dallara F320 HWA	238.4	Free Practice - 1
84	Francesco Simonazzi	ITA	R	3	BVM Racing	ITA	Dallara F320 Spiess	238.4	Qualifying
10	Christian Mansell	AUS	R	4	Team Motopark	DEU	Dallara F320 Spiess	238.4	Qualifying
15	Enzo Trulli	ITA	R	5	Carlin	GBR	Dallara F320 Spiess	238.4	Qualifying
28	Cameron Das	USA			Team Motopark	DEU	Dallara F320 Spiess	237.8	Free Practice - 2
78	Dexter Patterson	GBR			Drivex	ESP	Dallara F320 HWA	237.8	Qualifying
74	Cem Bolukbasi	TUR			Van Amersfoort Racing	NLD	Dallara F320 HWA	237.8	Qualifying
18	Nazim Azman	MYS			CryptoTower Racing Team	JPN	Dallara F320 Spiess	236.8	Free Practice - 1
52	Jak Crawford	USA	R	6	Team Motopark	DEU	Dallara F320 Spiess	236.3	Qualifying
88	Filip Kaminiarz	POL			CryptoTower Racing Team	JPN	Dallara F320 Spiess	235.8	Qualifying





Circuit de Barcelona
Euroformula Open
Qualifying
Pit Stop Analysis



8 Rafael Villagomez Dallara F320 HWA
 Van Amersfoort Racing

Nº	In Day Time	In Time	Out Time	Pit Time	T. Pit Time	Handicap	Penalty
1	11:32:41.008	11:32:41.008	11:37:23.710	4:42.702	4:42.702		

10 Christian Mansell Dallara F320 Spiess
 Rookie Team Motopark

Nº	In Day Time	In Time	Out Time	Pit Time	T. Pit Time	Handicap	Penalty
1	11:32:09.623	11:32:09.623	11:37:39.131	5:29.508	5:29.508		

15 Enzo Trulli Dallara F320 Spiess
 Rookie Carlin

Nº	In Day Time	In Time	Out Time	Pit Time	T. Pit Time	Handicap	Penalty
1	11:31:56.071	11:31:56.071	11:37:18.443	5:22.372	5:22.372		

18 Nazim Azman Dallara F320 Spiess
 CryptoTower Racing Team

Nº	In Day Time	In Time	Out Time	Pit Time	T. Pit Time	Handicap	Penalty
1	11:34:17.585	11:34:17.585	11:38:15.594	3:58.009	3:58.009		

21 Josh Mason Dallara F320 HWA
 Double R Racing

Nº	In Day Time	In Time	Out Time	Pit Time	T. Pit Time	Handicap	Penalty
1	11:30:26.742	11:30:26.742	11:36:19.886	5:53.144	5:53.144		

25 Casper Stevenson Dallara F320 HWA
 Rookie Van Amersfoort Racing

Nº	In Day Time	In Time	Out Time	Pit Time	T. Pit Time	Handicap	Penalty
1	11:32:08.452	11:32:08.452	11:37:01.502	4:53.050	4:53.050		

26 Sebastian Alvarez Dallara F320 HWA
 Double R Racing

Nº	In Day Time	In Time	Out Time	Pit Time	T. Pit Time	Handicap	Penalty
1	11:30:30.808	11:30:30.808	11:36:23.095	5:52.287	5:52.287		

27 Louis Foster Dallara F320 Spiess
 CryptoTower Racing Team

Nº	In Day Time	In Time	Out Time	Pit Time	T. Pit Time	Handicap	Penalty
1	11:33:54.730	11:33:54.730	11:38:52.028	4:57.298	4:57.298		

28 Cameron Das Dallara F320 Spiess
 Team Motopark

Nº	In Day Time	In Time	Out Time	Pit Time	T. Pit Time	Handicap	Penalty
1	11:33:47.716	11:33:47.716	11:38:34.297	4:46.581	4:46.581		

35 Enzo Scionti Dallara F320 HWA
 Rookie Drivex

Nº	In Day Time	In Time	Out Time	Pit Time	T. Pit Time	Handicap	Penalty
1	11:32:25.984	11:32:25.984	11:37:03.783	4:37.799	4:37.799		

52 Jak Crawford Dallara F320 Spiess
 Rookie Team Motopark

Nº	In Day Time	In Time	Out Time	Pit Time	T. Pit Time	Handicap	Penalty
1	11:34:24.284	11:34:24.284	11:38:37.879	4:13.595	4:13.595		

71 Brad Benavides Dallara F320 Spiess
 Carlin

Nº	In Day Time	In Time	Out Time	Pit Time	T. Pit Time	Handicap	Penalty
1	11:31:57.022	11:31:57.022	11:37:19.486	5:22.464	5:22.464		

74 Cem Bolukbasi Dallara F320 HWA
 Van Amersfoort Racing

Nº	In Day Time	In Time	Out Time	Pit Time	T. Pit Time	Handicap	Penalty
1	11:30:39.772	11:30:39.772	11:37:13.668	6:33.896	6:33.896		

78 Dexter Patterson Dallara F320 HWA
 Drivex

Nº	In Day Time	In Time	Out Time	Pit Time	T. Pit Time	Handicap	Penalty
1	11:30:45.738	11:30:45.738	11:36:05.091	5:19.353	5:19.353		

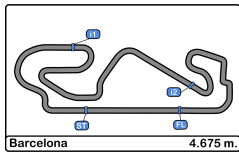
84 Francesco Simonazzi Dallara F320 Spiess
 Rookie BVM Racing

Nº	In Day Time	In Time	Out Time	Pit Time	T. Pit Time	Handicap	Penalty
1	11:30:24.909	11:30:24.909	11:36:36.953	6:12.044	6:12.044		

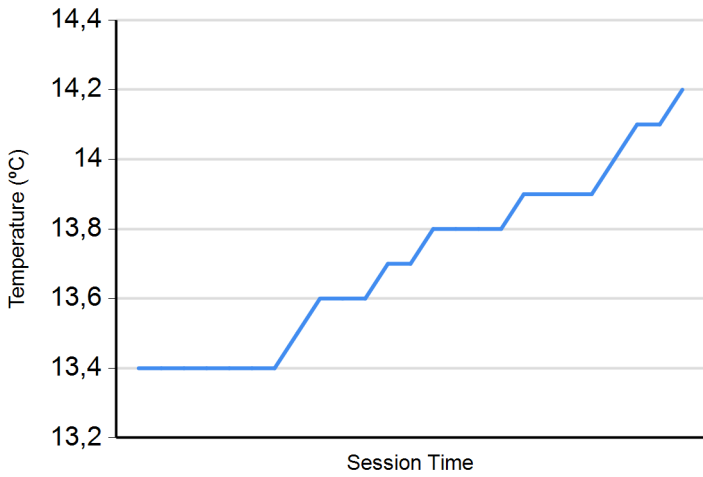
88 Filip Kaminiarz Dallara F320 Spiess
 CryptoTower Racing Team

Nº	In Day Time	In Time	Out Time	Pit Time	T. Pit Time	Handicap	Penalty
1	11:33:24.465	11:33:24.465	11:39:21.449	5:56.984	5:56.984		

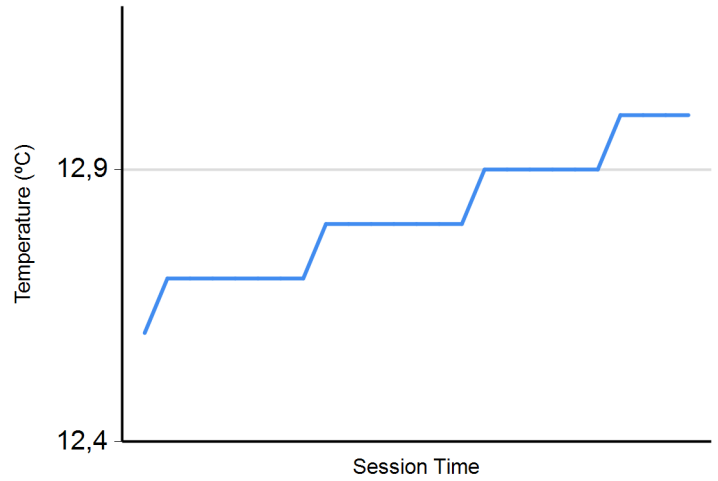




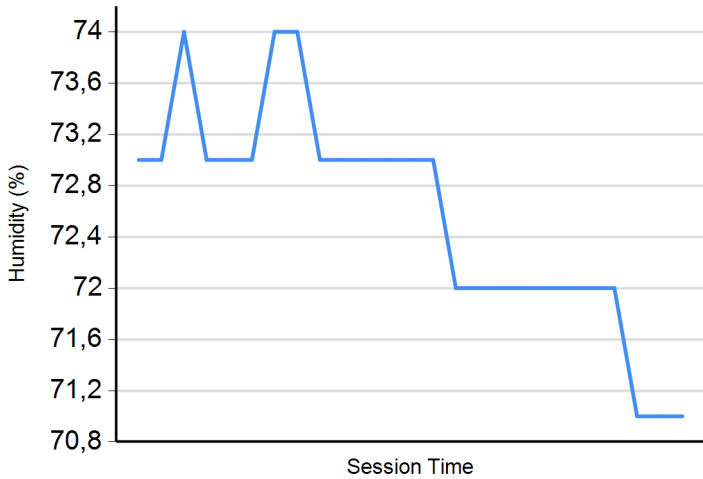
Air Temperature



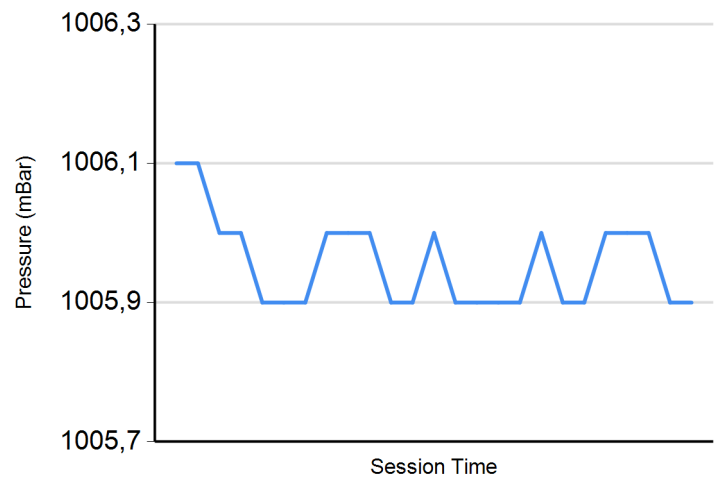
Track Temperature



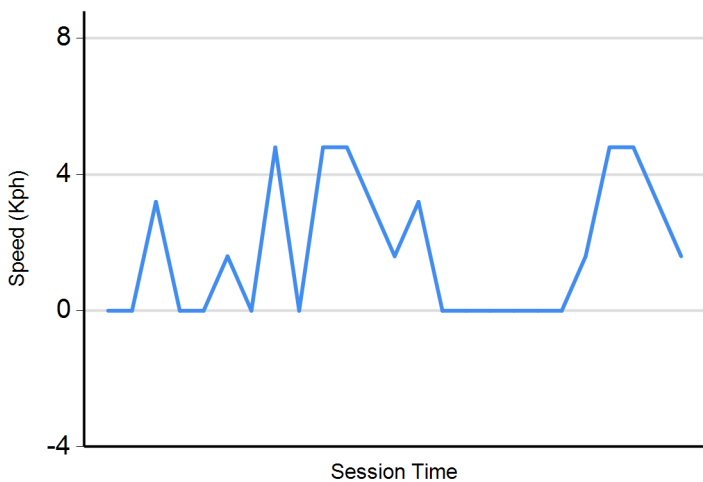
Humidity



Pressure



Wind Speed



Wind direction

North = 0°/360° Est = 90° South = 180° West = 270°

