

Circuit de Barcelona
Euroformula Open
Race - 1
Provisional Results



Clas	Nº	Driver	Nat	Cat	Clas	Team	Nat	Vehicle	Laps	Total Time	Gap	Interval	Km/h	Best	Time	Km/h
1	74	Cem Bolukbasi	TUR			Van Amersfoort Racing	NLD	Dallara F320 HWA	18	29:27.493			171.3	6	1:37.538	172.5
2	28	Cameron Das	USA			Team Motopark	DEU	Dallara F320 Spiess	18	29:28.439	0.946	0.946	171.3	4	1:37.454	172.6
3	15	Enzo Trulli	ITA	R	1	Carlin	GBR	Dallara F320 Spiess	18	29:33.206	5.713	4.767	170.8	6	1:37.928	171.8
4	18	Nazim Azman	MYS			CryptoTower Racing Team	JPN	Dallara F320 Spiess	18	29:33.803	6.310	0.597	170.7	9	1:37.935	171.8
5	27	Louis Foster	GBR			CryptoTower Racing Team	JPN	Dallara F320 Spiess	18	29:34.428	6.935	0.625	170.7	11	1:37.542	172.5
6	52	Jak Crawford	USA	R	2	Team Motopark	DEU	Dallara F320 Spiess	18	29:35.754	8.261	1.326	170.5	13	1:37.554	172.5
7	21	Josh Mason	GBR			Double R Racing	GBR	Dallara F320 HWA	18	29:39.503	12.010	3.749	170.2	5	1:38.053	171.6
8	71	Brad Benavides	USA			Carlin	GBR	Dallara F320 Spiess	18	29:45.165	17.672	5.662	169.6	9	1:38.260	171.2
9	25	Casper Stevenson	GBR	R	3	Van Amersfoort Racing	NLD	Dallara F320 HWA	18	29:45.925	18.432	0.760	169.6	10	1:38.329	171.1
10	10	Christian Mansell	AUS	R	4	Team Motopark	DEU	Dallara F320 Spiess	18	29:51.337	23.844	5.412	169.1	10	1:37.746	172.1
11	26	Sebastian Alvarez	MEX			Double R Racing	GBR	Dallara F320 HWA	18	29:54.339	26.846	3.002	168.8	5	1:38.282	171.2
12	88	Filip Kaminiarz	POL			CryptoTower Racing Team	JPN	Dallara F320 Spiess	18	29:57.642	30.149	3.303	168.5	9	1:38.501	170.8
13	8	Rafael Villagomez	MEX			Van Amersfoort Racing	NLD	Dallara F320 HWA	18	30:01.401	33.908	3.759	168.1	11	1:39.035	169.9
14	78	Dexter Patterson	GBR			Drivex	ESP	Dallara F320 HWA	18	30:04.044	36.551	2.643	167.9	12	1:39.036	169.9
15	35	Enzo Scionti	USA	R	5	Drivex	ESP	Dallara F320 HWA	18	30:04.301	36.808	0.257	167.8	12	1:39.105	169.8
16	84	Francesco Simonazzi	ITA	R	6	BVM Racing	ITA	Dallara F320 Spiess	16	29:42.718	2 Laps	2 Laps	151.0	11	1:38.394	171.0

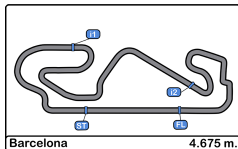
Fastest lap Cameron Das in 1:37.454 at 172.6 Km/h in lap 4

Published at:.....

Track Temp: 27.3 °C Air Temp: 19.8 °C Humidity: 59 % Track Status: DRY

Stewards:	Race Director:	Timekeeper: Luis Angel Garcia Nufez JOB/I-0020-ESP
------------------	-----------------------	---





Circuito de Barcelona
Euroformula Open
Race - 1



Provisional Results by Category

Clas	Nº	Driver	Nat	Cat	Clas	Team	Nat	Vehicle	Laps	Total Time	Gap	Interval	Km/h	Best	Time	Km/h
1	74	Cem Bolukbasi	TUR			Van Amersfoort Racing	NLD	Dallara F320 HWA	18	29:27.493			171.3	6	1:37.538	172.5
2	28	Cameron Das	USA			Team Motopark	DEU	Dallara F320 Spiess	18	29:28.439	0.946	0.946	171.3	4	1:37.454	172.6
3	18	Nazim Azman	MYS			CryptoTower Racing Team	JPN	Dallara F320 Spiess	18	29:33.803	6.310	5.364	170.7	9	1:37.935	171.8
4	27	Louis Foster	GBR			CryptoTower Racing Team	JPN	Dallara F320 Spiess	18	29:34.428	6.935	0.625	170.7	11	1:37.542	172.5
5	21	Josh Mason	GBR			Double R Racing	GBR	Dallara F320 HWA	18	29:39.503	12.010	5.075	170.2	5	1:38.053	171.6
6	71	Brad Benavides	USA			Carlin	GBR	Dallara F320 Spiess	18	29:45.165	17.672	5.662	169.6	9	1:38.260	171.2
7	26	Sebastian Alvarez	MEX			Double R Racing	GBR	Dallara F320 HWA	18	29:54.339	26.846	9.174	168.8	5	1:38.282	171.2
8	88	Filip Kaminiarz	POL			CryptoTower Racing Team	JPN	Dallara F320 Spiess	18	29:57.642	30.149	3.303	168.5	9	1:38.501	170.8
9	8	Rafael Villagomez	MEX			Van Amersfoort Racing	NLD	Dallara F320 HWA	18	30:01.401	33.908	3.759	168.1	11	1:39.035	169.9
10	78	Dexter Patterson	GBR			Drivex	ESP	Dallara F320 HWA	18	30:04.044	36.551	2.643	167.9	12	1:39.036	169.9

Rookie																
1	15	Enzo Trulli	ITA	R	1	Carlin	GBR	Dallara F320 Spiess	18	29:33.206			170.8	6	1:37.928	171.8
2	52	Jak Crawford	USA	R	2	Team Motopark	DEU	Dallara F320 Spiess	18	29:35.754	2.548	2.548	170.5	13	1:37.554	172.5
3	25	Casper Stevenson	GBR	R	3	Van Amersfoort Racing	NLD	Dallara F320 HWA	18	29:45.925	12.719	10.171	169.6	10	1:38.329	171.1
4	10	Christian Mansell	AUS	R	4	Team Motopark	DEU	Dallara F320 Spiess	18	29:51.337	18.131	5.412	169.1	10	1:37.746	172.1
5	35	Enzo Scionti	USA	R	5	Drivex	ESP	Dallara F320 HWA	18	30:04.301	31.095	12.964	167.8	12	1:39.105	169.8
6	84	Francesco Simonazzi	ITA	R	6	BVM Racing	ITA	Dallara F320 Spiess	16	29:42.718	2 Laps	2 Laps	151.0	11	1:38.394	171.0

Fastest lap Cameron Das in 1:37.454 at 172.6 Km/h in lap 4

Published at:.....

Track Temp: 27.3 °C Air Temp: 19.8 °C Humidity: 59 % Track Status: DRY

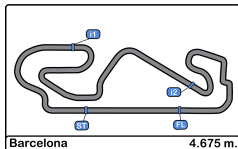
Stewards:

Race Director:

Timekeeper:

Luis Angel Garcia Nufez
JOB/I-0020-ESP





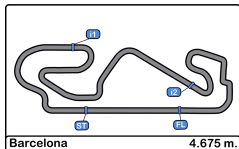
Circuito de Barcelona
Euroformula Open
Race - 1



Provisional Classification by Driver Fastest Lap

Clas	Nº	Driver	Nat	Cat	Clas	Team	Nat	Vehicle	Laps	Best	Time	Gap	Interval	Km/h
1	28	Cameron Das	USA			Team Motopark	DEU	Dallara F320 Spiess	18	4	1:37.454			172.6
2	74	Cem Bolukbasi	TUR			Van Amersfoort Racing	NLD	Dallara F320 HWA	18	6	1:37.538	0.084	0.084	172.5
3	27	Louis Foster	GBR			CryptoTower Racing Team	JPN	Dallara F320 Spiess	18	11	1:37.542	0.088	0.004	172.5
4	52	Jak Crawford	USA	R	1	Team Motopark	DEU	Dallara F320 Spiess	18	13	1:37.554	0.100	0.012	172.5
5	10	Christian Mansell	AUS	R	2	Team Motopark	DEU	Dallara F320 Spiess	18	10	1:37.746	0.292	0.192	172.1
6	15	Enzo Trulli	ITA	R	3	Carlin	GBR	Dallara F320 Spiess	18	6	1:37.928	0.474	0.182	171.8
7	18	Nazim Azman	MYS			CryptoTower Racing Team	JPN	Dallara F320 Spiess	18	9	1:37.935	0.481	0.007	171.8
8	21	Josh Mason	GBR			Double R Racing	GBR	Dallara F320 HWA	18	5	1:38.053	0.599	0.118	171.6
9	71	Brad Benavides	USA			Carlin	GBR	Dallara F320 Spiess	18	9	1:38.260	0.806	0.207	171.2
10	26	Sebastian Alvarez	MEX			Double R Racing	GBR	Dallara F320 HWA	18	5	1:38.282	0.828	0.022	171.2
11	25	Casper Stevenson	GBR	R	4	Van Amersfoort Racing	NLD	Dallara F320 HWA	18	10	1:38.329	0.875	0.047	171.1
12	84	Francesco Simonazzi	ITA	R	5	BVM Racing	ITA	Dallara F320 Spiess	16	11	1:38.394	0.940	0.065	171.0
13	88	Filip Kaminiarz	POL			CryptoTower Racing Team	JPN	Dallara F320 Spiess	18	9	1:38.501	1.047	0.107	170.8
14	8	Rafael Villagomez	MEX			Van Amersfoort Racing	NLD	Dallara F320 HWA	18	11	1:39.035	1.581	0.534	169.9
15	78	Dexter Patterson	GBR			Drivex	ESP	Dallara F320 HWA	18	12	1:39.036	1.582	0.001	169.9
16	35	Enzo Scionti	USA	R	6	Drivex	ESP	Dallara F320 HWA	18	12	1:39.105	1.651	0.069	169.8





Circuit de Barcelona

Euroformula Open

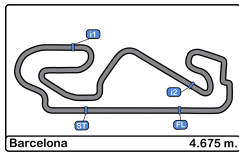
Race - 1

Distance and Speed Average



Clas	Nº	Driver	Nat	Cat	Clas	Team	Nat	Vehicle	Laps	Distance	Total Time	Km/h
1	74	Cem Bolukbasi	TUR			Van Amersfoort Racing	NLD	Dallara F320 HWA	18	84.15	29:27.493	171.3
2	28	Cameron Das	USA			Team Motopark	DEU	Dallara F320 Spiess	18	84.15	29:28.439	171.3
3	15	Enzo Trulli	ITA	R	1	Carlin	GBR	Dallara F320 Spiess	18	84.15	29:33.206	170.8
4	18	Nazim Azman	MYS			CryptoTower Racing Team	JPN	Dallara F320 Spiess	18	84.15	29:33.803	170.7
5	27	Louis Foster	GBR			CryptoTower Racing Team	JPN	Dallara F320 Spiess	18	84.15	29:34.428	170.7
6	52	Jak Crawford	USA	R	2	Team Motopark	DEU	Dallara F320 Spiess	18	84.15	29:35.754	170.5
7	21	Josh Mason	GBR			Double R Racing	GBR	Dallara F320 HWA	18	84.15	29:39.503	170.2
8	71	Brad Benavides	USA			Carlin	GBR	Dallara F320 Spiess	18	84.15	29:45.165	169.6
9	25	Casper Stevenson	GBR	R	3	Van Amersfoort Racing	NLD	Dallara F320 HWA	18	84.15	29:45.925	169.6
10	10	Christian Mansell	AUS	R	4	Team Motopark	DEU	Dallara F320 Spiess	18	84.15	29:51.337	169.1
11	26	Sebastian Alvarez	MEX			Double R Racing	GBR	Dallara F320 HWA	18	84.15	29:54.339	168.8
12	88	Filip Kaminiaz	POL			CryptoTower Racing Team	JPN	Dallara F320 Spiess	18	84.15	29:57.642	168.5
13	8	Rafael Villagomez	MEX			Van Amersfoort Racing	NLD	Dallara F320 HWA	18	84.15	30:01.401	168.1
14	78	Dexter Patterson	GBR			Drivex	ESP	Dallara F320 HWA	18	84.15	30:04.044	167.9
15	35	Enzo Scionti	USA	R	5	Drivex	ESP	Dallara F320 HWA	18	84.15	30:04.301	167.8
16	84	Francesco Simonazzi	ITA	R	6	BVM Racing	ITA	Dallara F320 Spiess	16	74.80	29:42.718	151.0





Circuit de Barcelona
Euroformula Open
Race - 1
Lap Analysis



8

Rafael Villagomez

Dallara F320 HWA **15**

Enzo Trulli

Dallara F320 Spiess

Van Amersfoort Racing Rookie

Carlin

Lap	D	Time	Sector 1	Sector 2	Sector 3	T. Spd	Elapsed	Lap	D	Time	Sector 1	Sector 2	Sector 3	T. Spd	Elapsed
1		1:49.151	36.138	39.174	33.839	213.0	1:49.151	1		1:43.330	33.516	37.583	32.231	206.1	1:43.330
2		1:40.475	29.120	38.181	33.174	238.4	3:29.626	2		1:38.226	28.958	37.083	32.185	236.3	3:21.556
3		1:39.792	29.337	37.434	33.021	237.8	5:09.418	3		1:38.087	28.976	36.896	32.215	236.3	4:59.643
4		1:40.990	29.608	38.460	32.922	237.8	6:50.408	4		1:37.962	28.923	36.875	32.164	235.8	6:37.605
5		1:39.337	28.908	37.503	32.926	240.0	8:29.745	5		1:38.044	28.977	36.826	32.241	235.8	8:15.649
6		1:39.451	29.206	37.305	32.940	240.0	10:09.196	6		1:37.928	28.869	36.855	32.204	236.3	9:53.577
7		1:39.165	29.022	37.426	32.717	238.4	11:48.361	7		1:38.217	28.976	36.939	32.302	236.8	11:31.794
8		1:39.370	29.083	37.403	32.884	237.8	13:27.731	8		1:38.170	28.891	37.059	32.220	235.2	13:09.964
9		1:39.252	29.073	37.378	32.801	237.3	15:06.983	9		1:38.081	28.897	36.990	32.194	236.3	14:48.045
10		1:39.046	29.009	37.248	32.789	237.3	16:46.029	10		1:38.171	28.908	37.018	32.245	236.3	16:26.216
11		1:39.035	29.085	37.217	32.733	237.3	18:25.064	11		1:38.182	28.878	36.977	32.327	236.3	18:04.398
12		1:39.725	29.007	37.737	32.981	237.3	20:04.789	12		1:38.009	28.921	36.901	32.187	236.8	19:42.407
13		1:39.677	29.093	37.612	32.972	236.8	21:44.466	13		1:38.297	28.892	37.058	32.347	235.8	21:20.704
14		1:39.511	29.133	37.444	32.934	237.3	23:23.977	14		1:38.335	28.965	37.020	32.350	237.3	22:59.039
15		1:39.367	29.039	37.465	32.863	236.8	25:03.344	15		1:38.177	28.830	37.032	32.315	237.3	24:37.216
16		1:39.155	29.045	37.425	32.685	237.3	26:42.499	16		1:38.363	28.887	37.108	32.368	237.3	26:15.579
17		1:39.424	29.124	37.431	32.869	237.3	28:21.923	17		1:38.692	28.951	37.288	32.453	236.3	27:54.271
18		1:39.478	29.116	37.398	32.964	236.3	30:01.401	18		1:38.935	28.944	37.344	32.647	236.3	29:33.206

10

Christian Mansell

Dallara F320 Spiess **18**

Nazim Azman

Dallara F320 Spiess

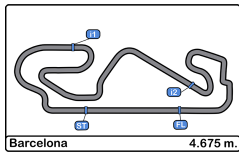
Rookie

Team Motopark

CryptoTower Racing Team

Lap	D	Time	Sector 1	Sector 2	Sector 3	T. Spd	Elapsed	Lap	D	Time	Sector 1	Sector 2	Sector 3	T. Spd	Elapsed
1		1:48.285	34.418	39.598	34.269	210.9	1:48.285	1		1:44.248	33.610	38.008	32.630	211.3	1:44.248
2		1:39.931	29.282	37.680	32.969	243.2	3:28.216	2		1:38.497	28.950	37.017	32.530	235.8	3:22.745
3		1:40.252	29.119	37.386	33.747	240.0	5:08.468	3		1:38.265	28.892	36.937	32.436	236.3	5:01.010
4		1:40.643	30.272	37.704	32.667	235.2	6:49.111	4		1:38.106	28.884	36.928	32.294	237.3	6:39.116
5		1:38.842	29.024	37.214	32.604	238.4	8:27.953	5		1:38.018	28.885	36.841	32.292	237.3	8:17.134
6		1:38.337	28.792	37.146	32.399	239.4	10:06.290	6		1:38.184	28.866	36.930	32.388	236.8	9:55.318
7		1:38.625	28.764	37.338	32.523	240.5	11:44.915	7		1:38.075	28.903	36.903	32.269	236.8	11:33.393
8		1:38.724	28.736	37.177	32.811	241.0	13:23.639	8		1:38.086	28.881	36.928	32.277	237.3	13:11.479
9		1:37.863	28.750	36.927	32.186	237.8	15:01.502	9		1:37.935	28.771	36.989	32.175	237.8	14:49.414
10		1:37.746	28.680	36.781	32.285	238.4	16:39.248	10		1:37.971	28.788	36.906	32.277	237.3	16:27.385
11		1:38.550	28.684	36.881	32.985	237.8	18:17.798	11		1:38.144	28.785	36.988	32.371	237.8	18:05.529
12		1:40.539	30.223	37.692	32.624	238.9	19:58.337	12		1:38.218	28.800	37.021	32.397	238.9	19:43.747
13		1:38.911	28.914	37.429	32.568	243.7	21:37.248	13		1:38.224	28.793	37.098	32.333	237.3	21:21.971
14		1:38.467	28.757	37.295	32.415	243.7	23:15.715	14		1:38.224	28.805	36.955	32.464	237.8	23:00.195
15		1:41.029	31.132	37.506	32.391	243.7	24:56.744	15		1:38.218	28.833	36.961	32.424	238.9	24:38.413
16		1:38.362	28.859	37.064	32.439	237.8	26:35.106	16		1:38.252	28.745	37.075	32.432	237.8	26:16.665
17		1:38.017	28.798	36.876	32.343	237.8	28:13.123	17		1:38.521	28.869	37.196	32.456	238.4	27:55.186
18		1:38.214	28.801	36.995	32.418	237.3	29:51.337	18		1:38.617	28.865	37.188	32.564	237.8	29:33.803





Circuit de Barcelona
Euroformula Open
Race - 1
Lap Analysis



21

Josh Mason

Dallara F320 HWA 26

Sebastian Alvarez

Dallara F320 HWA

Double R Racing

Double R Racing

Lap	D	Time	Sector 1	Sector 2	Sector 3	T. Spd	Elapsed	Lap	D	Time	Sector 1	Sector 2	Sector 3	T. Spd	Elapsed
1		1:45.649	33.854	38.561	33.234	209.7	1:45.649	1		1:47.540	35.192	39.036	33.312	220.8	1:47.540
2		1:38.794	29.048	37.275	32.471	237.3	3:24.443	2		1:39.727	29.126	37.294	33.307	240.0	3:27.267
3		1:39.505	29.673	37.291	32.541	237.3	5:03.948	3		1:39.669	29.300	37.878	32.491	236.8	5:06.936
4		1:38.179	28.792	36.978	32.409	238.9	6:42.127	4		1:38.552	29.135	37.142	32.275	235.2	6:45.488
5		1:38.053	28.831	36.936	32.286	238.4	8:20.180	5		1:38.282	28.991	37.060	32.231	235.2	8:23.770
6		1:38.357	28.781	37.021	32.555	239.4	9:58.537	6		1:38.435	28.893	37.080	32.462	237.8	10:02.205
7		1:38.427	28.735	37.112	32.580	238.4	11:36.964	7		1:39.151	29.330	37.083	32.738	240.0	11:41.356
8		1:38.406	28.661	37.310	32.435	239.4	13:15.370	8		1:38.540	29.023	37.113	32.404	236.3	13:19.896
9		1:38.216	28.775	37.089	32.352	238.4	14:53.586	9		1:38.651	28.857	37.093	32.701	238.4	14:58.547
10		1:38.123	28.762	37.000	32.361	238.9	16:31.709	10		1:38.288	28.886	37.033	32.369	237.3	16:36.835
11		1:38.518	28.793	37.348	32.377	238.4	18:10.227	11		1:40.893	29.684	37.347	33.862	237.8	18:17.728
12		1:38.138	28.627	37.128	32.383	238.9	19:48.365	12		1:40.127	30.095	37.435	32.597	237.3	19:57.855
13		1:38.254	28.759	37.020	32.475	238.9	21:26.619	13		1:38.898	29.099	37.396	32.403	234.2	21:36.753
14		1:38.219	28.725	37.009	32.485	238.4	23:04.838	14		1:38.584	29.004	37.139	32.441	234.7	23:15.337
15		1:38.494	28.787	37.147	32.560	240.0	24:43.332	15		1:42.499	31.516	38.229	32.754	234.7	24:57.836
16		1:38.407	28.726	37.155	32.526	239.4	26:21.739	16		1:38.864	29.120	37.359	32.385	235.8	26:36.700
17		1:39.040	28.686	37.705	32.649	239.4	28:00.779	17		1:38.746	28.946	37.219	32.581	235.8	28:15.446
18		1:38.724	28.836	37.217	32.671	237.8	29:39.503	18		1:38.893	29.011	37.284	32.598	234.7	29:54.339

25

Casper Stevenson

Dallara F320 HWA 27

Louis Foster

Dallara F320 Spiess

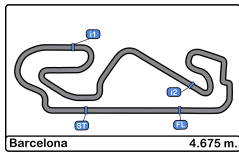
Rookie

Van Amersfoort Racing

CryptoTower Racing Team

Lap	D	Time	Sector 1	Sector 2	Sector 3	T. Spd	Elapsed	Lap	D	Time	Sector 1	Sector 2	Sector 3	T. Spd	Elapsed
1		1:47.174	34.654	39.234	33.286	215.5	1:47.174	1		1:44.936	33.830	38.598	32.508	213.8	1:44.936
2		1:39.101	29.052	37.333	32.716	237.3	3:26.275	2		1:38.471	28.974	37.157	32.340	237.3	3:23.407
3		1:39.125	28.923	37.428	32.774	240.5	5:05.400	3		1:38.103	28.852	36.968	32.283	237.3	5:01.510
4		1:38.812	28.904	37.216	32.692	241.0	6:44.212	4		1:38.224	28.850	37.083	32.291	239.4	6:39.734
5		1:38.839	28.875	37.334	32.630	242.1	8:23.051	5		1:38.415	28.920	37.049	32.446	238.4	8:18.149
6		1:38.700	28.724	37.193	32.783	241.6	10:01.751	6		1:38.417	29.471	36.914	32.032	237.3	9:56.566
7		1:38.632	28.704	37.233	32.695	241.0	11:40.383	7		1:37.960	28.828	36.852	32.280	237.8	11:34.526
8		1:38.830	28.798	37.268	32.764	240.5	13:19.213	8		1:38.133	28.898	36.983	32.252	236.3	13:12.659
9		1:38.480	28.803	37.258	32.419	241.0	14:57.693	9		1:37.988	28.854	36.999	32.135	237.3	14:50.647
10		1:38.329	28.718	37.047	32.564	240.0	16:36.022	10		1:37.904	28.883	36.957	32.064	237.3	16:28.551
11		1:38.573	28.717	37.136	32.720	240.0	18:14.595	11		1:37.542	28.760	36.690	32.092	237.3	18:06.093
12		1:38.538	28.827	37.087	32.624	238.9	19:53.133	12		1:38.522	28.888	37.318	32.316	240.0	19:44.615
13		1:38.674	28.798	37.137	32.739	239.4	21:31.807	13		1:38.313	28.783	37.153	32.377	238.4	21:22.928
14		1:38.641	28.749	37.159	32.733	240.0	23:10.448	14		1:38.212	28.840	37.030	32.342	238.9	23:01.140
15		1:38.892	28.836	37.327	32.729	240.5	24:49.340	15		1:38.470	28.935	37.136	32.399	237.8	24:39.610
16		1:38.928	28.821	37.413	32.694	240.5	26:28.268	16		1:38.443	28.840	37.235	32.368	237.3	26:18.053
17		1:38.931	28.868	37.359	32.704	240.0	28:07.199	17		1:38.302	28.885	37.131	32.286	237.3	27:56.355
18		1:38.726	28.857	37.169	32.700	240.0	29:45.925	18		1:38.073	28.775	36.893	32.405	237.3	29:34.428





Circuit de Barcelona
Euroformula Open
Race - 1
Lap Analysis



28

Cameron Das

Dallara F320 Spiess **52**

Jak Crawford

Dallara F320 Spiess

Team Motopark Rookie

Team Motopark

Lap	D	Time	Sector 1	Sector 2	Sector 3	T. Spd	Elapsed	Lap	D	Time	Sector 1	Sector 2	Sector 3	T. Spd	Elapsed
1		1:42.409	33.137	37.143	32.129	206.1	1:42.409	1		1:46.001	34.107	38.775	33.119	210.1	1:46.001
2		1:37.643	28.880	36.763	32.000	235.8	3:20.052	2		1:38.595	29.060	37.182	32.353	241.0	3:24.596
3		1:37.637	28.706	36.909	32.022	236.8	4:57.689	3		1:38.201	29.221	36.888	32.092	236.8	5:02.797
4		1:37.454	28.675	36.697	32.082	238.4	6:35.143	4		1:37.582	28.769	36.756	32.057	236.8	6:40.379
5		1:37.962	28.733	36.955	32.274	239.4	8:13.105	5		1:38.059	28.761	36.948	32.350	238.9	8:18.438
6		1:37.848	28.691	36.958	32.199	240.0	9:50.953	6		1:38.673	29.401	37.088	32.184	243.2	9:57.111
7		1:37.692	28.650	36.820	32.222	239.4	11:28.645	7		1:38.907	28.715	36.957	33.235	240.5	11:36.018
8		1:37.863	28.678	36.964	32.221	240.0	13:06.508	8		1:37.734	28.691	36.861	32.182	237.8	13:13.752
9		1:37.722	28.724	36.853	32.145	240.5	14:44.230	9		1:37.825	28.705	36.863	32.257	238.9	14:51.577
10		1:38.693	29.271	37.178	32.244	242.6	16:22.923	10		1:37.906	28.691	36.992	32.223	239.4	16:29.483
11		1:37.998	28.662	36.956	32.380	241.0	18:00.921	11		1:38.815	28.691	36.939	33.185	238.4	18:08.298
12		1:37.840	28.650	36.895	32.295	239.4	19:38.761	12		1:37.912	28.724	36.893	32.295	237.3	19:46.210
13		1:38.108	28.685	37.035	32.388	239.4	21:16.869	13		1:37.554	28.657	36.820	32.077	238.9	21:23.764
14		1:38.032	28.712	36.943	32.377	241.0	22:54.901	14		1:39.740	28.737	38.108	32.895	240.0	23:03.504
15		1:38.180	28.679	37.187	32.314	240.0	24:33.081	15		1:38.012	28.721	36.932	32.359	237.3	24:41.516
16		1:38.121	28.727	37.050	32.344	240.0	26:11.202	16		1:38.602	28.804	37.163	32.635	238.4	26:20.118
17		1:38.640	28.916	37.214	32.510	240.5	27:49.842	17		1:37.931	28.743	36.981	32.207	238.4	27:58.049
18		1:38.597	28.804	37.257	32.536	239.4	29:28.439	18		1:37.705	28.604	36.862	32.239	238.4	29:35.754

35

Enzo Scionti

Dallara F320 HWA **71**

Brad Benavides

Dallara F320 Spiess

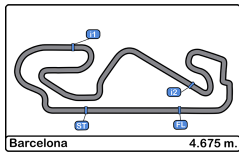
Rookie

Drivex

Carlin

Lap	D	Time	Sector 1	Sector 2	Sector 3	T. Spd	Elapsed	Lap	D	Time	Sector 1	Sector 2	Sector 3	T. Spd	Elapsed
1		1:50.117	35.942	39.790	34.385	213.8	1:50.117	1		1:46.464	34.194	39.009	33.261	221.3	1:46.464
2		1:40.328	29.222	38.050	33.056	240.5	3:30.445	2		1:39.184	29.080	37.483	32.621	239.4	3:25.648
3		1:40.128	29.161	37.897	33.070	240.5	5:10.573	3		1:39.218	29.003	37.554	32.661	238.9	5:04.866
4		1:40.831	29.206	38.521	33.104	240.5	6:51.404	4		1:38.847	29.044	37.333	32.470	238.9	6:43.713
5		1:39.750	29.233	37.649	32.868	242.1	8:31.154	5		1:38.741	29.041	37.229	32.471	237.3	8:22.454
6		1:39.338	28.890	37.693	32.755	240.0	10:10.492	6		1:38.667	28.984	37.270	32.413	237.3	10:01.121
7		1:39.430	28.920	37.734	32.776	240.5	11:49.922	7		1:38.633	29.025	37.142	32.466	237.3	11:39.754
8		1:39.503	28.891	37.667	32.945	240.0	13:29.425	8		1:38.727	29.067	37.217	32.443	236.8	13:18.481
9		1:39.318	28.921	37.724	32.673	242.1	15:08.743	9		1:38.260	28.909	37.057	32.294	236.3	14:56.741
10		1:39.415	28.874	37.578	32.963	241.6	16:48.158	10		1:38.366	28.931	37.137	32.298	237.3	16:35.107
11		1:39.206	28.947	37.539	32.720	239.4	18:27.364	11		1:38.499	28.915	37.038	32.546	238.4	18:13.606
12		1:39.105	28.865	37.542	32.698	241.6	20:06.469	12		1:38.535	28.990	37.084	32.461	237.8	19:52.141
13		1:39.999	28.915	37.555	33.529	238.4	21:46.468	13		1:38.712	28.871	37.163	32.678	238.4	21:30.853
14		1:39.384	28.958	37.740	32.686	239.4	23:25.852	14		1:38.771	29.052	37.174	32.545	238.4	23:09.624
15		1:39.187	28.890	37.544	32.753	240.0	25:05.039	15		1:38.886	28.976	37.228	32.682	238.4	24:48.510
16		1:39.379	28.953	37.646	32.780	242.1	26:44.418	16		1:38.890	28.985	37.251	32.654	236.8	26:27.400
17		1:39.433	28.827	37.842	32.764	242.1	28:23.851	17		1:38.810	29.017	37.199	32.594	237.8	28:06.210
18		1:40.450	28.920	38.027	33.503	241.0	30:04.301	18		1:38.955	28.896	37.156	32.903	236.8	29:45.165





Circuit de Barcelona
Euroformula Open
Race - 1
Lap Analysis



74

Cem Bolukbasi

Dallara F320 HWA **84**

Francesco Simonazzi

Dallara F320 Spiess

Van Amersfoort Racing Rookie BVM Racing

Lap	D	Time	Sector 1	Sector 2	Sector 3	T. Spd	Elapsed	Lap	D	Time	Sector 1	Sector 2	Sector 3	T. Spd	Elapsed
1		1:41.324	32.651	36.908	31.765	204.5	1:41.324	1		1:47.967	35.679	38.684	33.604	219.9	1:47.967
2		1:37.643	29.055	36.669	31.919	232.2	3:18.967	2		1:40.023	29.216	37.500	33.307	240.0	3:27.990
3		1:37.750	28.980	36.733	32.037	232.7	4:56.717	3		1:40.703	29.653	37.421	33.629	234.7	5:08.693
4		1:37.834	28.999	36.725	32.110	233.2	6:34.551	4		1:39.272	29.434	37.285	32.553	239.4	6:47.965
5		1:37.948	29.092	36.747	32.109	233.7	8:12.499	5		1:39.215	29.061	37.290	32.864	235.8	8:27.180
6		1:37.538	28.824	36.662	32.052	234.7	9:50.037	6		1:38.447	28.969	37.082	32.396	235.8	10:05.627
7		1:37.883	28.874	36.818	32.191	234.7	11:27.920	7		1:38.686	29.053	37.097	32.536	235.8	11:44.313
8		1:38.065	28.882	36.837	32.346	234.7	13:05.985	8		2:10.902 P	28.952	37.151	1:04.799	235.8	13:55.215
9		1:37.897	28.838	36.889	32.170	234.2	14:43.882	9		4:16.258	3:04.546	38.610	33.102	123.7	18:11.473
10		1:38.490	29.397	36.863	32.230	235.8	16:22.372	10		1:38.584	28.862	37.303	32.419	236.8	19:50.057
11		1:37.796	28.847	36.863	32.086	234.7	18:00.168	11		1:38.394	28.828	37.228	32.338	236.8	21:28.451
12		1:37.857	28.835	36.878	32.144	234.7	19:38.025	12		1:38.430	28.852	37.110	32.468	236.8	23:06.881
13		1:38.214	28.896	37.026	32.292	234.7	21:16.239	13		1:38.501	28.870	37.105	32.526	237.3	24:45.382
14		1:37.963	28.817	36.853	32.293	234.7	22:54.202	14		1:39.159	29.443	37.217	32.499	236.3	26:24.541
15		1:38.038	28.858	36.899	32.281	234.7	24:32.240	15		1:38.819	29.122	37.160	32.537	235.8	28:03.360
16		1:38.283	28.887	37.031	32.365	235.2	26:10.523	16		1:39.358	29.068	37.631	32.659	235.8	29:42.718
17		1:38.426	28.949	37.090	32.387	235.2	27:48.949								
18		1:38.544	29.007	37.100	32.437	234.7	29:27.493								

88

Filip Kaminiarz

Dallara F320 Spiess

CryptoTower Racing Team

78

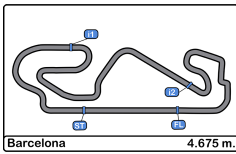
Dexter Patterson

Dallara F320 HWA

Drivex

Lap	D	Time	Sector 1	Sector 2	Sector 3	T. Spd	Elapsed	Lap	D	Time	Sector 1	Sector 2	Sector 3	T. Spd	Elapsed
								1		1:48.701	35.602	39.406	33.693	220.8	1:48.701
								2		1:40.202	29.271	38.088	32.843	240.0	3:28.903
1		1:49.634	35.897	39.687	34.050	222.6	1:49.634	3		1:39.962	29.106	37.822	33.034	238.9	5:08.865
2		1:40.315	29.364	38.021	32.930	237.8	3:29.949	4		1:40.989	30.009	38.113	32.867	237.8	6:49.854
3		1:40.033	29.350	37.844	32.839	242.6	5:09.982	5		1:39.153	28.870	37.517	32.766	239.4	8:29.007
4		1:40.939	29.487	38.566	32.886	239.4	6:50.921	6		1:39.051	28.947	37.401	32.703	239.4	10:08.058
5		1:39.489	28.990	37.569	32.930	240.0	8:30.410	7		1:38.789	28.892	37.147	32.750	238.4	11:46.847
6		1:39.338	28.911	37.740	32.687	239.4	10:09.748	8		1:39.116	28.983	37.515	32.618	237.8	13:25.963
7		1:39.472	28.970	37.638	32.864	239.4	11:49.220	9		1:38.501	28.860	37.209	32.432	237.8	15:04.464
8		1:39.597	29.159	37.614	32.824	238.4	13:28.817	10		1:38.893	28.899	37.294	32.700	237.3	16:43.357
9		1:39.206	29.160	37.477	32.569	237.3	15:08.023	11		1:39.201	28.980	37.416	32.805	236.8	18:22.558
10		1:39.394	29.002	37.383	33.009	238.9	16:47.417	12		1:38.951	28.956	37.302	32.693	236.3	20:01.509
11		1:39.206	29.025	37.481	32.700	237.3	18:26.623	13		1:38.874	28.885	37.385	32.604	237.8	21:40.383
12		1:39.036	28.960	37.404	32.672	237.8	20:05.659	14		1:38.777	28.949	37.257	32.571	238.4	23:19.160
13		1:39.431	28.939	37.549	32.943	238.4	21:45.090	15		1:39.732	29.215	37.825	32.692	237.8	24:58.892
14		1:39.690	29.035	37.872	32.783	239.4	23:24.780	16		1:39.423	28.884	37.745	32.794	241.0	26:38.315
15		1:39.354	28.963	37.566	32.825	238.9	25:04.134	17		1:39.610	28.863	37.928	32.819	239.4	28:17.925
16		1:39.467	29.103	37.554	32.810	238.4	26:43.601	18		1:39.717	28.989	37.703	33.025	237.3	29:57.642
17		1:39.583	29.035	37.509	33.039	238.4	28:23.184								
18		1:40.860	29.134	37.691	34.035	237.3	30:04.044								



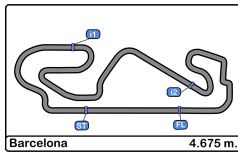


Circuit de Barcelona
Euroformula Open
Race - 1
Analysis by Lap



Num	Lap Time	Gap	Num	Lap Time	Gap	Num	Lap Time	Gap	Num	Lap Time	Gap	Num	Lap Time	Gap
Lap 1			28	1:37.454	00.592	18	1:38.075	05.473	21	1:38.123	09.337	25	1:38.674	15.568
74	1:41.324		15	1:37.962	03.054	27	1:37.960	06.606	71	1:38.366	12.735	26	1:38.898	20.514
28	1:42.409	01.085	18	1:38.106	04.565	52	1:38.907	08.098	25	1:38.329	13.650	10	1:38.911	21.009
15	1:43.330	02.006	27	1:38.224	05.183	21	1:38.427	09.044	26	1:38.288	14.463	88	1:38.874	24.144
18	1:44.248	02.924	52	1:37.582	05.828	71	1:38.633	11.834	10	1:37.746	16.876	8	1:39.677	28.227
27	1:44.936	03.612	21	1:38.179	07.576	25	1:38.632	12.463	88	1:38.893	20.985	78	1:39.431	28.851
21	1:45.649	04.325	71	1:38.847	09.162	26	1:39.151	13.436	8	1:39.046	23.657	35	1:39.999	30.229
52	1:46.001	04.677	25	1:38.812	09.661	84	1:38.686	16.393	78	1:39.394	25.045	Num	Lap Time	Gap
71	1:46.464	05.140	26	1:38.552	10.937	10	1:38.625	16.995	35	1:39.415	25.786	Lap 14		
25	1:47.174	05.850	84	1:39.272	13.414	88	1:38.789	18.927	Num	Lap Time	Gap	74	1:37.963	
26	1:47.540	06.216	10	1:40.643	14.560	8	1:39.165	20.441	Lap 11			28	1:38.032	00.699
84	1:47.967	06.643	88	1:40.989	15.303	78	1:39.472	21.300	74	1:37.796		15	1:38.335	04.837
10	1:48.285	06.961	8	1:40.990	15.857	35	1:39.430	22.002	28	1:37.998	00.753	18	1:38.224	05.993
88	1:48.701	07.377	78	1:40.939	16.370	Num	Lap Time	Gap	15	1:38.182	04.230	27	1:38.212	06.938
8	1:49.151	07.827	35	1:40.831	16.853	Lap 8			18	1:38.144	05.361	52	1:39.740	09.302
78	1:49.634	08.310	Num	Lap Time	Gap	74	1:38.065		27	1:37.542	05.925	21	1:38.219	10.636
35	1:50.117	08.793	74	1:37.948		28	1:37.863	00.523	52	1:38.815	08.130	84	1:38.430	2 Laps
Num	Lap Time	Gap	28	1:37.962	00.606	15	1:38.170	03.979	21	1:38.518	10.059	71	1:38.771	15.422
Lap 2			15	1:38.044	03.150	18	1:38.086	05.494	84	4:16.258	2 Laps	25	1:38.641	16.246
74	1:37.643		18	1:38.018	04.635	27	1:38.133	06.674	71	1:38.499	13.438	26	1:38.584	21.135
28	1:37.643	01.085	27	1:38.415	05.650	52	1:37.734	07.767	25	1:38.573	14.427	10	1:38.467	21.513
15	1:38.226	02.589	52	1:38.059	05.939	21	1:38.406	09.385	26	1:40.893	17.560	88	1:38.777	24.958
18	1:38.497	03.778	21	1:38.053	07.681	71	1:38.727	12.496	10	1:38.550	17.630	8	1:39.511	29.775
27	1:38.471	04.440	71	1:38.741	09.955	25	1:38.830	13.228	88	1:39.201	22.390	78	1:39.690	30.578
21	1:38.794	05.476	25	1:38.839	10.552	26	1:38.540	13.911	8	1:39.035	24.896	35	1:39.384	31.650
52	1:38.595	05.629	26	1:38.282	11.271	10	1:38.724	17.654	78	1:39.206	26.455	Num	Lap Time	Gap
71	1:39.184	06.681	84	1:39.215	14.681	88	1:39.116	19.978	35	1:39.206	27.196	Lap 15		
25	1:39.101	07.308	10	1:38.842	15.454	8	1:39.370	21.746	Num	Lap Time	Gap	74	1:38.038	
26	1:39.727	08.300	88	1:39.153	16.508	78	1:39.597	22.832	Lap 12			28	1:38.180	00.841
84	1:40.023	09.023	8	1:39.337	17.246	35	1:39.503	23.440	74	1:37.857		15	1:38.177	04.976
10	1:39.931	09.249	78	1:39.489	17.911	84	2:10.902	49.230	28	1:37.840	00.736	18	1:38.218	06.173
88	1:40.202	09.936	35	1:39.750	18.655	Num	Lap Time	Gap	15	1:38.009	04.382	27	1:38.470	07.370
8	1:40.475	10.659	Num	Lap Time	Gap	Lap 9			18	1:38.218	05.722	52	1:38.012	09.276
78	1:40.315	10.982	74	1:37.897		74	1:37.897		27	1:38.522	06.590	21	1:38.494	11.092
35	1:40.328	11.478	28	1:37.722	00.348	15	1:38.081	04.163	52	1:37.912	08.185	84	1:38.501	2 Laps
Num	Lap Time	Gap	15	1:38.081	04.163	18	1:37.935	05.532	21	1:38.138	10.340	71	1:38.886	16.270
Lap 3			18	1:37.928	03.540	27	1:37.988	06.765	84	1:38.584	2 Laps	25	1:38.892	17.100
74	1:37.750		18	1:38.184	05.281	52	1:37.825	07.695	71	1:38.535	14.116	10	1:41.029	24.504
28	1:37.637	00.972	27	1:38.417	06.529	21	1:38.216	09.704	25	1:38.538	15.108	26	1:42.499	25.596
15	1:38.087	02.926	52	1:38.673	07.074	71	1:38.260	12.859	26	1:40.127	19.830	88	1:39.732	26.652
18	1:38.265	04.293	21	1:38.357	08.500	25	1:38.480	13.811	10	1:40.539	20.312	8	1:39.367	31.104
27	1:38.103	04.793	71	1:38.667	11.084	26	1:38.651	14.665	88	1:38.951	23.484	78	1:39.354	31.894
52	1:38.201	06.080	25	1:38.700	11.714	10	1:37.863	17.620	8	1:39.725	26.764	35	1:39.187	32.799
21	1:39.505	07.231	26	1:38.435	12.168	88	1:38.501	20.582	78	1:39.036	27.634	Num	Lap Time	Gap
71	1:39.218	08.149	84	1:38.447	15.590	8	1:39.252	23.101	35	1:39.105	28.444	Lap 16		
25	1:39.125	08.683	10	1:38.337	16.253	78	1:39.206	24.141	Num	Lap Time	Gap	74	1:38.283	
26	1:39.669	10.219	88	1:39.051	18.021	35	1:39.318	24.861	Lap 13			28	1:38.121	00.679
10	1:40.252	11.751	8	1:39.451	19.159	Num	Lap Time	Gap	74	1:38.214		15	1:38.363	05.056
84	1:40.703	11.976	78	1:39.338	19.711	Lap 10			28	1:38.108	00.630	18	1:38.252	06.142
88	1:39.962	12.148	35	1:39.338	20.455	74	1:38.490		15	1:38.297	04.465	27	1:38.443	07.530
8	1:39.792	12.701	Num	Lap Time	Gap	28	1:38.693	00.551	18	1:38.224	05.732	52	1:38.602	09.595
78	1:40.033	13.265	74	1:37.883		27	1:37.904	06.179	27	1:38.313	06.689	21	1:38.407	11.216
35	1:40.128	13.856	28	1:37.692	00.725	52	1:37.906	07.111	52	1:37.554	07.525	84	1:39.159	2 Laps
Num	Lap Time	Gap	15	1:38.217	03.874	Num	Lap Time	Gap	21	1:38.254	10.380	71	1:38.890	16.877
Lap 4									84	1:38.394	2 Laps	25	1:38.928	17.745
74	1:37.834								71	1:38.712	14.614	10	1:38.362	24.583





Circuit de Barcelona

Euroformula Open

Race - 1

Analysis by Lap

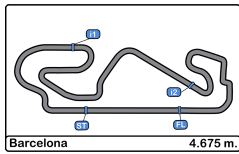


Num	Lap Time	Gap
26	1:38.864	26.177
88	1:39.423	27.792
8	1:39.155	31.976
78	1:39.467	33.078
35	1:39.379	33.895

Num	Lap Time	Gap
Lap 17		
74	1:38.426	
28	1:38.640	00.893
15	1:38.692	05.322
18	1:38.521	06.237
27	1:38.302	07.406
52	1:37.931	09.100
21	1:39.040	11.830
84	1:38.819	2 Laps
71	1:38.810	17.261
25	1:38.931	18.250
10	1:38.017	24.174
26	1:38.746	26.497
88	1:39.610	28.976
8	1:39.424	32.974
78	1:39.583	34.235
35	1:39.433	34.902

Num	Lap Time	Gap
Lap 18		
74	1:38.544	
28	1:38.597	00.946
15	1:38.935	05.713
18	1:38.617	06.310
27	1:38.073	06.935
52	1:37.705	08.261
21	1:38.724	12.010
84	1:39.358	2 Laps
71	1:38.955	17.672
25	1:38.726	18.432
10	1:38.214	23.844
26	1:38.893	26.846
88	1:39.717	30.149
8	1:39.478	33.908
78	1:40.860	36.551
35	1:40.450	36.808



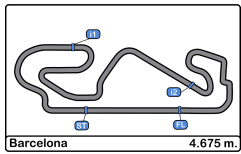


Circuit de Barcelona
Euroformula Open
Race - 1
Best Sectors Results



Sector - 1			Sector - 2			Sector - 3			Ideal Lap vs Best Lap						
Clas	Nº	Driver	Time	Nº	Driver	Time	Nº	Driver	Time	Clas	Nº	Driver	Ideal Lap	Best Lap	Clas
1	52	Jak Crawford	28.604	74	Cem Bolukbasi	36.662	74	Cem Bolukbasi	31.765	1	74	Cem Bolukbasi	1:37.244	1:37.538	2
2	21	Josh Mason	28.627	27	Louis Foster	36.690	28	Cameron Das	32.000	2	28	Cameron Das	1:37.347	1:37.454	1
3	28	Cameron Das	28.650	28	Cameron Das	36.697	27	Louis Foster	32.032	3	52	Jak Crawford	1:37.417	1:37.554	4
4	10	Christian Mansell	28.680	52	Jak Crawford	36.756	52	Jak Crawford	32.057	4	27	Louis Foster	1:37.482	1:37.542	3
5	25	Casper Stevenson	28.704	10	Christian Mansell	36.781	15	Enzo Trulli	32.164	5	10	Christian Mansell	1:37.647	1:37.746	5
6	18	Nazim Azman	28.745	15	Enzo Trulli	36.826	18	Nazim Azman	32.175	6	18	Nazim Azman	1:37.761	1:37.935	7
7	27	Louis Foster	28.760	18	Nazim Azman	36.841	10	Christian Mansell	32.186	7	15	Enzo Trulli	1:37.820	1:37.928	6
8	74	Cem Bolukbasi	28.817	21	Josh Mason	36.936	26	Sebastian Alvarez	32.231	8	21	Josh Mason	1:37.849	1:38.053	8
9	35	Enzo Scionti	28.827	26	Sebastian Alvarez	37.033	21	Josh Mason	32.286	9	26	Sebastian Alvarez	1:38.121	1:38.282	10
10	84	Francesco Simonazzi	28.828	71	Brad Benavides	37.038	71	Brad Benavides	32.294	10	25	Casper Stevenson	1:38.170	1:38.329	11
11	15	Enzo Trulli	28.830	25	Casper Stevenson	37.047	84	Francesco Simonazzi	32.338	11	71	Brad Benavides	1:38.203	1:38.260	9
12	26	Sebastian Alvarez	28.857	84	Francesco Simonazzi	37.082	25	Casper Stevenson	32.419	12	84	Francesco Simonazzi	1:38.248	1:38.394	12
13	88	Filip Kaminiaz	28.860	88	Filip Kaminiaz	37.147	88	Filip Kaminiaz	32.432	13	88	Filip Kaminiaz	1:38.439	1:38.501	13
14	71	Brad Benavides	28.871	8	Rafael Villagomez	37.217	78	Dexter Patterson	32.569	14	8	Rafael Villagomez	1:38.810	1:39.035	14
15	8	Rafael Villagomez	28.908	78	Dexter Patterson	37.383	35	Enzo Scionti	32.673	15	78	Dexter Patterson	1:38.863	1:39.036	15
16	78	Dexter Patterson	28.911	35	Enzo Scionti	37.539	8	Rafael Villagomez	32.685	16	35	Enzo Scionti	1:39.039	1:39.105	16



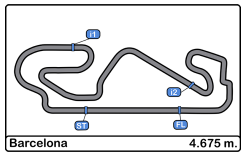


Circuit de Barcelona
Euroformula Open
Race - 1
Leader Sequence



Nº	Driver	Nat	Cat	Clas	Team	Nat	Vehicle	Start Lap	End Lap	Laps	Total Laps
74	Cem Bolukbasi	TUR			Van Amersfoort Racing		Dallara F320 HWA	1	18	18	18



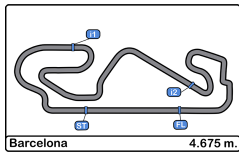


Circuito de Barcelona
Euroformula Open
Race - 1
Best 5 Lap Times



Cls	Nº	Driver	Nat	Cat	Cls	Team	Nat	Vehicle	Best 1		Best 2		Best 3		Best 4		Best 5	
									Time	Lap	Time	Lap	Time	Lap	Time	Lap	Time	Lap
1	28	Cameron Das				Team Motopark		Dallara F320 Spiess	1:37.454	4	1:37.637	3	1:37.643	2	1:37.692	7	1:37.722	9
2	74	Cem Bolukbasi				Van Amersfoort Racing		Dallara F320 HWA	1:37.538	6	1:37.643	2	1:37.750	3	1:37.796	11	1:37.834	4
3	27	Louis Foster				CryptoTower Racing Team		Dallara F320 Spiess	1:37.542	11	1:37.904	10	1:37.960	7	1:37.988	9	1:38.073	18
4	52	Jak Crawford		R	1	Team Motopark		Dallara F320 Spiess	1:37.554	13	1:37.582	4	1:37.705	18	1:37.734	8	1:37.825	9
5	10	Christian Mansell		R	2	Team Motopark		Dallara F320 Spiess	1:37.746	10	1:37.863	9	1:38.017	17	1:38.214	18	1:38.337	6
6	15	Enzo Trulli		R	3	Carlin		Dallara F320 Spiess	1:37.928	6	1:37.962	4	1:38.009	12	1:38.044	5	1:38.081	9
7	18	Nazim Azman				CryptoTower Racing Team		Dallara F320 Spiess	1:37.935	9	1:37.971	10	1:38.018	5	1:38.075	7	1:38.086	8
8	21	Josh Mason				Double R Racing		Dallara F320 HWA	1:38.053	5	1:38.123	10	1:38.138	12	1:38.179	4	1:38.216	9
9	71	Brad Benavides				Carlin		Dallara F320 Spiess	1:38.260	9	1:38.366	10	1:38.499	11	1:38.535	12	1:38.633	7
10	26	Sebastian Alvarez				Double R Racing		Dallara F320 HWA	1:38.282	5	1:38.288	10	1:38.435	6	1:38.540	8	1:38.552	4
11	25	Casper Stevenson		R	4	Van Amersfoort Racing		Dallara F320 HWA	1:38.329	10	1:38.480	9	1:38.538	12	1:38.573	11	1:38.632	7
12	84	Francesco		R	5	BVM Racing		Dallara F320 Spiess	1:38.394	11	1:38.430	12	1:38.447	6	1:38.501	13	1:38.584	10
13	88	Filip Kaminiarz				CryptoTower Racing Team		Dallara F320 Spiess	1:38.501	9	1:38.777	14	1:38.789	7	1:38.874	13	1:38.893	10
14	8	Rafael Villagomez				Van Amersfoort Racing		Dallara F320 HWA	1:39.035	11	1:39.046	10	1:39.155	16	1:39.165	7	1:39.252	9
15	78	Dexter Patterson				Drivex		Dallara F320 HWA	1:39.036	12	1:39.206	9	1:39.206	11	1:39.338	6	1:39.354	15
16	35	Enzo Scionti		R	6	Drivex		Dallara F320 HWA	1:39.105	12	1:39.187	15	1:39.206	11	1:39.318	9	1:39.338	6



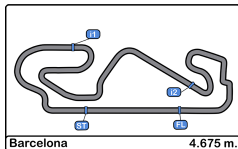


Circuito de Barcelona
Euroformula Open
Race - 1
Best 5 Top Speeds



Clas	Nº	Driver	Nat	Cat	Cls	Team	Nat	Vehicle	Top 1		Top 2		Top 3		Top 4		Top 5		Avg	
									Km/h	Lap	Km/h	Lap	Km/h	Lap	Km/h	Lap	Km/h	Lap		
1	10	Christian Mansell		USA	R	1	Team Motopark		Dallara F320 Spiess	243.7	13	243.7	14	243.7	15	243.2	2	241.0	8	243.1
2	52	Jak Crawford		USA	R	2	Team Motopark		Dallara F320 Spiess	243.2	6	241.0	2	240.5	7	240.0	14	239.4	10	240.8
3	28	Cameron Das		USA			Team Motopark		Dallara F320 Spiess	242.6	10	241.0	11	241.0	14	240.5	9	240.5	17	241.1
4	78	Dexter Patterson		GBR			Drivex		Dallara F320 HWA	242.6	3	240.0	5	239.4	4	239.4	6	239.4	7	240.2
5	25	Casper Stevenson		GBR	R	3	Van Amersfoort Racing		Dallara F320 HWA	242.1	5	241.6	6	241.0	4	241.0	7	241.0	9	241.3
6	35	Enzo Scionti		USA	R	4	Drivex		Dallara F320 HWA	242.1	5	242.1	9	242.1	16	242.1	17	241.6	10	242.0
7	88	Filip Kaminiaz		POL			CryptoTower Racing Team		Dallara F320 Spiess	241.0	16	240.0	2	239.4	5	239.4	6	239.4	17	239.8
8	8	Rafael Villagomez		MEX			Van Amersfoort Racing		Dallara F320 HWA	240.0	5	240.0	6	238.4	2	238.4	7	237.8	3	238.9
9	21	Josh Mason		GBR			Double R Racing		Dallara F320 HWA	240.0	15	239.4	6	239.4	8	239.4	16	239.4	17	239.5
10	26	Sebastian Alvarez		MEX			Double R Racing		Dallara F320 HWA	240.0	2	240.0	7	238.4	9	237.8	6	237.8	11	238.8
11	27	Louis Foster		GBR			CryptoTower Racing Team		Dallara F320 Spiess	240.0	12	239.4	4	238.9	14	238.4	5	238.4	13	239.0
12	84	Francesco Simonazzi		ITA	R	5	BVM Racing		Dallara F320 Spiess	240.0	2	239.4	4	237.3	13	236.8	10	236.8	11	238.1
13	71	Brad Benavides		USA			Carlin		Dallara F320 Spiess	239.4	2	238.9	3	238.9	4	238.4	11	238.4	13	238.8
14	18	Nazim Azman		MYS			CryptoTower Racing Team		Dallara F320 Spiess	238.9	12	238.9	15	238.4	17	237.8	9	237.8	11	238.4
15	15	Enzo Trulli		ITA	R	6	Carlin		Dallara F320 Spiess	237.3	14	237.3	15	237.3	16	236.8	7	236.8	12	237.1
16	74	Cem Bolukbasi		TUR			Van Amersfoort Racing		Dallara F320 HWA	235.8	10	235.2	16	235.2	17	234.7	6	234.7	7	235.1



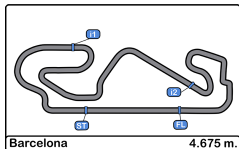


Circuit de Barcelona
Euroformula Open
Race - 1
Fastest Laps Sequence



Lap	Time of Day	Session Time	N°	Driver	Nat	Cat	Team	Nat	Vehicle	Time	Km/h
2	16:31:21.472	3:18.472	74	Cem Bolukbasi		TUR	Van Amersfoort Racing		Dallara F320 HWA	1:37.643	172.3
3	16:33:00.194	4:57.194	28	Cameron Das		USA	Team Motopark		Dallara F320 Spiess	1:37.637	172.3
4	16:34:37.648	6:34.648	28	Cameron Das		USA	Team Motopark		Dallara F320 Spiess	1:37.454	172.6





Circuit de Barcelona

Euroformula Open

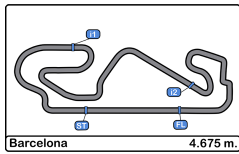
Race - 1

Event Best Maximum Speed



Nº	Driver	Nat	Cat	Clas	Team	Nat	Vehicle	Km/h	Session
10	Christian Mansell	AUS	R	1	Team Motopark	DEU	Dallara F320 Spiess	243.7	Race - 1
52	Jak Crawford	USA	R	2	Team Motopark	DEU	Dallara F320 Spiess	243.2	Race - 1
78	Dexter Patterson	GBR			Drivex	ESP	Dallara F320 HWA	242.6	Race - 1
28	Cameron Das	USA			Team Motopark	DEU	Dallara F320 Spiess	242.6	Race - 1
25	Casper Stevenson	GBR	R	3	Van Amersfoort Racing	NLD	Dallara F320 HWA	242.1	Race - 1
35	Enzo Scionti	USA	R	4	Drivex	ESP	Dallara F320 HWA	242.1	Race - 1
88	Filip Kaminiarz	POL			CryptoTower Racing Team	JPN	Dallara F320 Spiess	241.0	Race - 1
71	Brad Benavides	USA			Carlin	GBR	Dallara F320 Spiess	240.5	Qualifying
21	Josh Mason	GBR			Double R Racing	GBR	Dallara F320 HWA	240.5	Qualifying
84	Francesco Simonazzi	ITA	R	5	BVM Racing	ITA	Dallara F320 Spiess	240.0	Race - 1
8	Rafael Villagomez	MEX			Van Amersfoort Racing	NLD	Dallara F320 HWA	240.0	Race - 1
26	Sebastian Alvarez	MEX			Double R Racing	GBR	Dallara F320 HWA	240.0	Race - 1
27	Louis Foster	GBR			CryptoTower Racing Team	JPN	Dallara F320 Spiess	240.0	Race - 1
18	Nazim Azman	MYS			CryptoTower Racing Team	JPN	Dallara F320 Spiess	238.9	Race - 1
15	Enzo Trulli	ITA	R	6	Carlin	GBR	Dallara F320 Spiess	238.4	Qualifying
74	Cem Bolukbasi	TUR			Van Amersfoort Racing	NLD	Dallara F320 HWA	237.8	Private test - 1





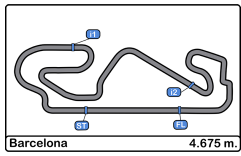
Circuito de Barcelona
Euroformula Open
Race - 1
Lap Chart



LAP

Nr	Pos	Grid	1	2	3	4	5	6	7	8	9	10	11	12	13	14	15	16	17	18
74	1	74	74	74	74	74	74	74	74	74	74	74	74	74	74	74	74	74	74	74
28	2	28	28	28	28	28	28	28	28	28	28	28	28	28	28	28	28	28	28	28
15	3	15	15	15	15	15	15	15	15	15	15	15	15	15	15	15	15	15	15	15
18	4	18	18	18	18	18	18	18	18	18	18	18	18	18	18	18	18	18	18	18
27	5	27	27	27	27	27	27	27	27	27	27	27	27	27	27	27	27	27	27	27
52	6	52	21	21	52	52	52	52	52	52	52	52	52	52	52	52	52	52	52	52
21	7	21	52	52	21	21	21	21	21	21	21	21	21	21	21	21	21	21	21	21
10	8	10	71	71	71	71	71	71	71	71	71	71	71	71	71	71	71	71	71	71
25	9	25	25	25	25	25	25	25	25	25	25	25	25	25	25	25	25	25	25	25
8	10	8	26	26	26	26	26	26	26	26	26	26	26	26	26	26	10	10	10	10
71	11	71	84	84	10	84	84	84	84	10	10	10	10	10	10	10	26	26	26	26
88	12	88	10	10	84	10	10	10	88	88	88	88	88	88	88	88	88	88	88	88
26	13	26	88	88	88	88	88	88	88	8	8	8	8	8	8	8	8	8	8	8
84	14	84	8	8	8	8	8	8	8	78	78	78	78	78	78	78	78	78	78	78
35	15	35	78	78	78	78	78	78	78	35	35	35	35	35	35	35	35	35	35	35
78	16	78	35	35	35	35	35	35	35	84	84	84	84	84	84	84	84	84	84	84

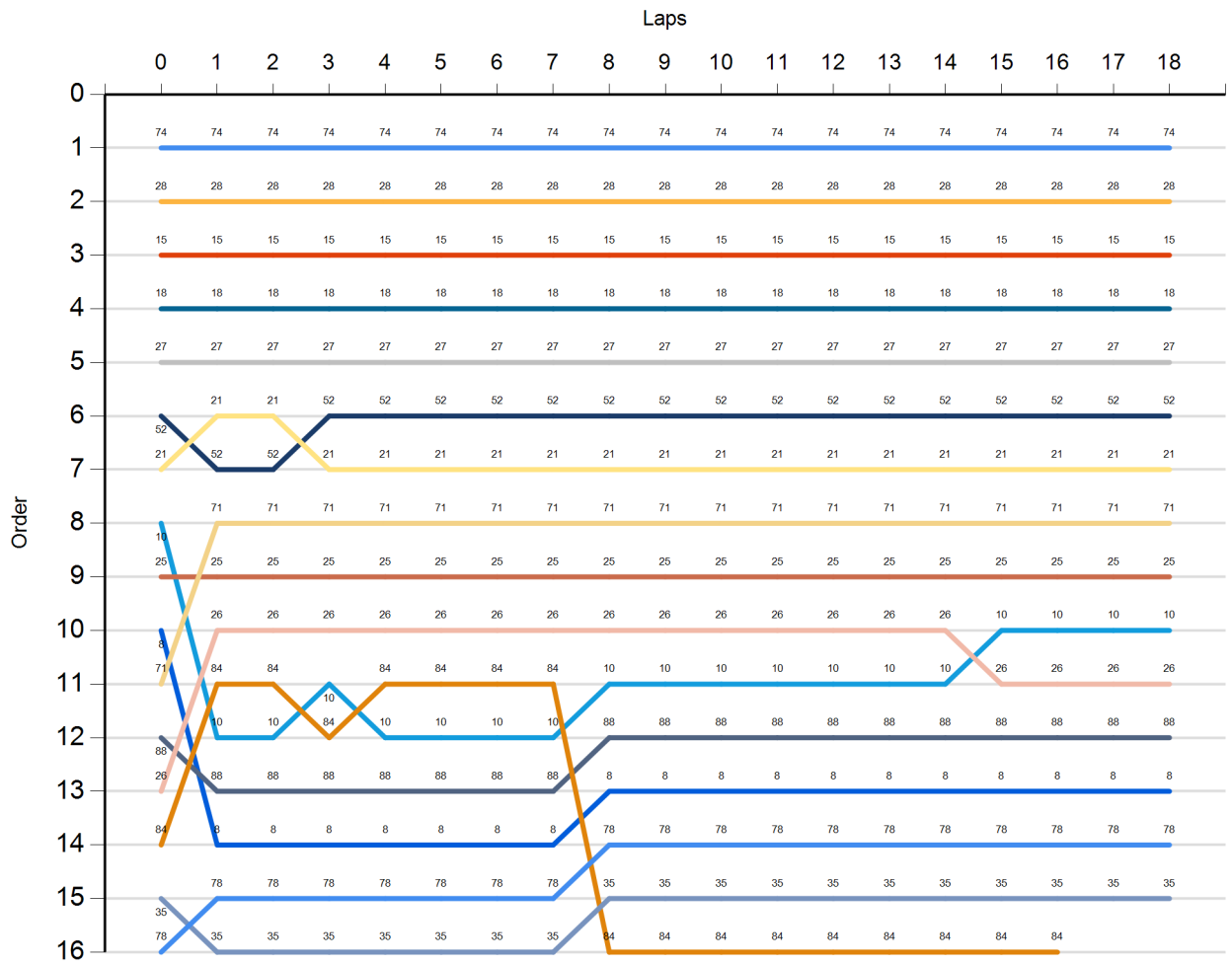


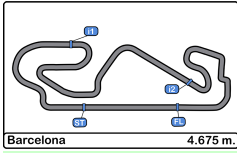


Circuito de Barcelona
Euroformula Open
Race - 1
Graphic Lap Chart



- 74
- 28
- 15
- 18
- 27
- 52
- 21
- 10
- 25
- 8
- 71
- 88
- 26
- 84
- 35
- 78



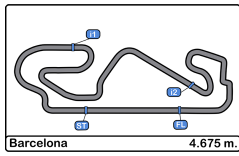


Circuit de Barcelona
Euroformula Open
Race - 1
Pit Stop Analysis

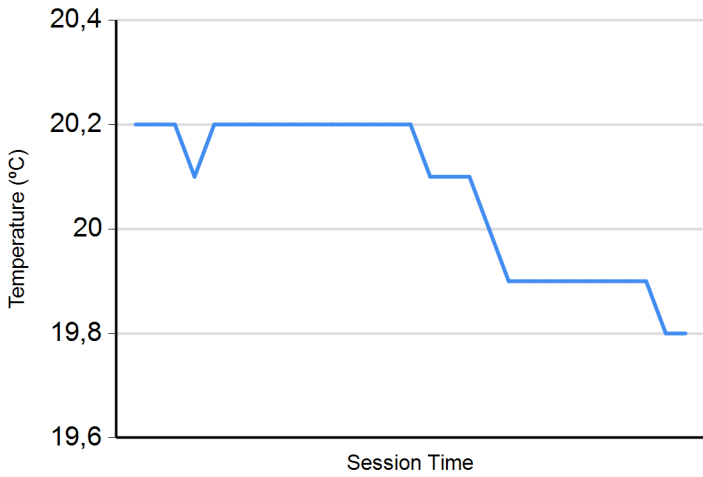


Nr.	In Day Time	Driver	Nat	Cat	Team	Nat	Vehicle	In Time	Stop N°	Pit Time	Handicap	Penalty
84	16:41:55.397	Francesco		R	BVM Racing		Dallara F320 Spiess	13:52.892	1	2:35.735		

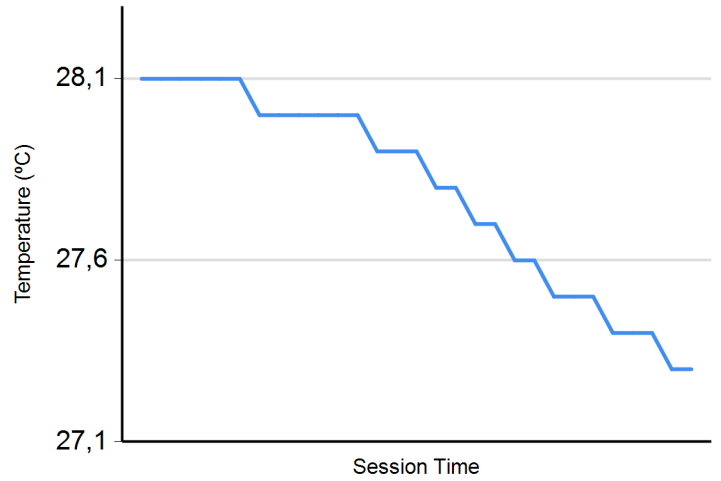




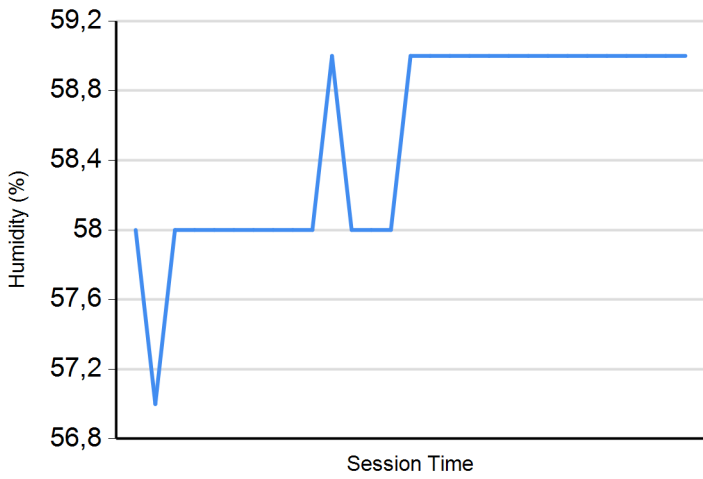
Air Temperature



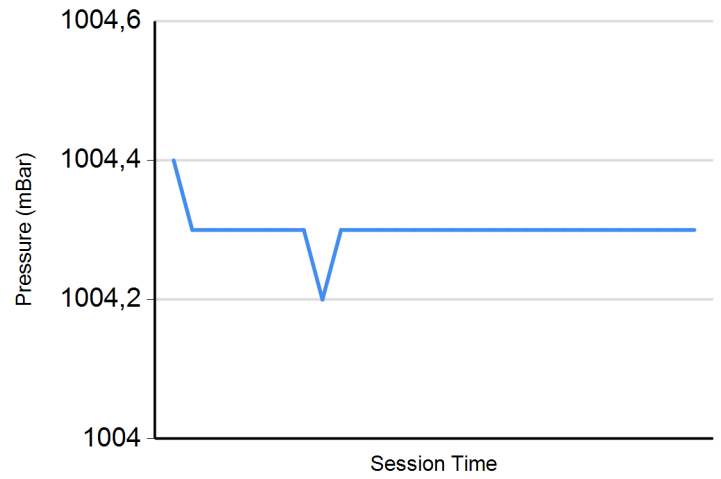
Track Temperature



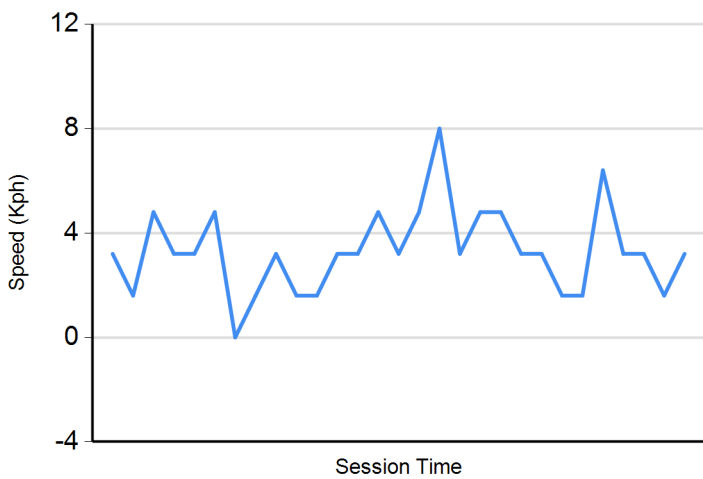
Humidity



Pressure



Wind Speed



Wind direction

North = 0°/360° Est = 90° South = 180° West = 270°

