

Circuit de Barcelona
Euroformula Open
Race - 3
Provisional Results



Clas	Nº	Driver	Nat	Cat	Clas	Team	Nat	Vehicle	Laps	Total Time	Gap	Interval	Km/h	Best	Time	Km/h
1	52	Jak Crawford	USA	R	1	Team Motopark	DEU	Dallara F320 Spiess	18	29:22.158			171.9	3	1:37.305	172.9
2	1	Cameron Das	USA			Team Motopark	DEU	Dallara F320 Spiess	18	29:24.194	2.036	2.036	171.7	4	1:37.407	172.7
3	27	Louis Foster	GBR			CryptoTower Racing Team	JPN	Dallara F320 Spiess	18	29:27.301	5.143	3.107	171.4	4	1:37.543	172.5
4	74	Cem Bolukbasi	TUR			Van Amersfoort Racing	NLD	Dallara F320 HWA	18	29:34.432	12.274	7.131	170.7	6	1:37.855	171.9
5	10	Christian Mansell	AUS	R	2	Team Motopark	DEU	Dallara F320 Spiess	18	29:38.303	16.145	3.871	170.3	5	1:37.747	172.1
6	15	Enzo Trulli	ITA	R	3	Carlin	GBR	Dallara F320 Spiess	18	29:39.915	17.757	1.612	170.1	5	1:38.058	171.6
7	21	Josh Mason	GBR			Double R Racing	GBR	Dallara F320 HWA	18	29:40.463	18.305	0.548	170.1	5	1:38.073	171.6
8	18	Nazim Azman	MYS			CryptoTower Racing Team	JPN	Dallara F320 Spiess	18	29:41.170	19.012	0.707	170.0	8	1:37.865	171.9
9	25	Casper Stevenson	GBR	R	4	Van Amersfoort Racing	NLD	Dallara F320 HWA	18	29:42.979	20.821	1.809	169.9	8	1:37.990	171.7
10	26	Sebastian Alvarez	MEX			Double R Racing	GBR	Dallara F320 HWA	18	29:48.525	26.367	5.546	169.3	7	1:38.220	171.3
11	8	Rafael Villagomez	MEX			Van Amersfoort Racing	NLD	Dallara F320 HWA	18	29:49.805	27.647	1.280	169.2	9	1:38.003	171.7
12	35	Enzo Scionti	USA	R	5	Drivex	ESP	Dallara F320 HWA	18	29:58.579	36.421	8.774	168.4	7	1:38.591	170.7
13	78	Dexter Patterson	GBR			Drivex	ESP	Dallara F320 HWA	18	30:00.391	38.233	1.812	168.2	9	1:38.932	170.1
14	71	Brad Benavides	USA			Carlin	GBR	Dallara F320 Spiess	18	30:01.054	38.896	0.663	168.2	8	1:38.567	170.7
15	84	Francesco Simonazzi	ITA	R	6	BVM Racing	ITA	Dallara F320 Spiess	18	30:14.888	52.730	13.834	166.9	8	1:38.678	170.5
16	88	Filip Kaminiarz	POL			CryptoTower Racing Team	JPN	Dallara F320 Spiess	18	30:15.717	53.559	0.829	166.8	6	1:38.280	171.2

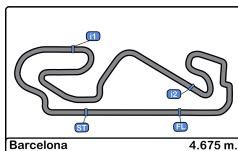
Fastest lap Jak Crawford in 1:37.305 at 172.9 Km/h in lap 3

Published at:.....

Track Temp: 29.3 °C Air Temp: 22.0 °C Humidity: 52 % Track Status: DRY

Stewards:	Race Director:	Timekeeper: Luis Angel Garcia Nufez JOB/I-0020-ESP
------------------	-----------------------	---





Circuit de Barcelona
Euroformula Open
Race - 3



Provisional Results by Category

Clas	Nº	Driver	Nat	Cat	Clas	Team	Nat	Vehicle	Laps	Total Time	Gap	Interval	Km/h	Best	Time	Km/h
1	1	Cameron Das	USA			Team Motopark	DEU	Dallara F320 Spiess	18	29:24.194			171.7	4	1:37.407	172.7
2	27	Louis Foster	GBR			CryptoTower Racing Team	JPN	Dallara F320 Spiess	18	29:27.301	3.107	3.107	171.4	4	1:37.543	172.5
3	74	Cem Bolukbasi	TUR			Van Amersfoort Racing	NLD	Dallara F320 HWA	18	29:34.432	10.238	7.131	170.7	6	1:37.855	171.9
4	21	Josh Mason	GBR			Double R Racing	GBR	Dallara F320 HWA	18	29:40.463	16.269	6.031	170.1	5	1:38.073	171.6
5	18	Nazim Azman	MYA			CryptoTower Racing Team	JPN	Dallara F320 Spiess	18	29:41.170	16.976	0.707	170.0	8	1:37.865	171.9
6	26	Sebastian Alvarez	MEX			Double R Racing	GBR	Dallara F320 HWA	18	29:48.525	24.331	7.355	169.3	7	1:38.220	171.3
7	8	Rafael Villagomez	MEX			Van Amersfoort Racing	NLD	Dallara F320 HWA	18	29:49.805	25.611	1.280	169.2	9	1:38.003	171.7
8	78	Dexter Patterson	GBR			Drivex	ESP	Dallara F320 HWA	18	30:00.391	36.197	10.586	168.2	9	1:38.932	170.1
9	71	Brad Benavides	USA			Carlin	GBR	Dallara F320 Spiess	18	30:01.054	36.860	0.663	168.2	8	1:38.567	170.7
10	88	Filip Kaminiarz	POL			CryptoTower Racing Team	JPN	Dallara F320 Spiess	18	30:15.717	51.523	14.663	166.8	6	1:38.280	171.2

Rookie

1	52	Jak Crawford	USA	R	1	Team Motopark	DEU	Dallara F320 Spiess	18	29:22.158			171.9	3	1:37.305	172.9
2	10	Christian Mansell	AUS	R	2	Team Motopark	DEU	Dallara F320 Spiess	18	29:38.303	16.145	16.145	170.3	5	1:37.747	172.1
3	15	Enzo Trulli	ITA	R	3	Carlin	GBR	Dallara F320 Spiess	18	29:39.915	17.757	1.612	170.1	5	1:38.058	171.6
4	25	Casper Stevenson	GBR	R	4	Van Amersfoort Racing	NLD	Dallara F320 HWA	18	29:42.979	20.821	3.064	169.9	8	1:37.990	171.7
5	35	Enzo Scionti	USA	R	5	Drivex	ESP	Dallara F320 HWA	18	29:58.579	36.421	15.600	168.4	7	1:38.591	170.7
6	84	Francesco Simonazzi	ITA	R	6	BVM Racing	ITA	Dallara F320 Spiess	18	30:14.888	52.730	16.309	166.9	8	1:38.678	170.5

Fastest lap Jak Crawford in 1:37.305 at 172.9 Km/h in lap 3

Published at:.....

Track Temp: 29.3 °C Air Temp: 22.0 °C Humidity: 52 % Track Status: DRY

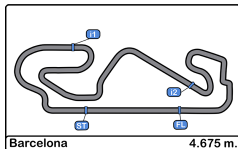
Stewards:

Race Director:

Timekeeper:


 Luis Angel Garcia Nufez
 JOB/I-0020-ESP





Circuito de Barcelona

Euroformula Open

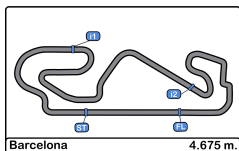
Race - 3

Provisional Classification by Driver Fastest Lap



Clas	Nº	Driver	Nat	Cat	Clas	Team	Nat	Vehicle	Laps	Best	Time	Gap	Interval	Km/h
1	52	Jak Crawford	USA	R	1	Team Motopark	DEU	Dallara F320 Spiess	18	3	1:37.305			172.9
2	1	Cameron Das	USA			Team Motopark	DEU	Dallara F320 Spiess	18	4	1:37.407	0.102	0.102	172.7
3	27	Louis Foster	GBR			CryptoTower Racing Team	JPN	Dallara F320 Spiess	18	4	1:37.543	0.238	0.136	172.5
4	10	Christian Mansell	AUS	R	2	Team Motopark	DEU	Dallara F320 Spiess	18	5	1:37.747	0.442	0.204	172.1
5	74	Cem Bolukbasi	TUR			Van Amersfoort Racing	NLD	Dallara F320 HWA	18	6	1:37.855	0.550	0.108	171.9
6	18	Nazim Azman	MYS			CryptoTower Racing Team	JPN	Dallara F320 Spiess	18	8	1:37.865	0.560	0.010	171.9
7	25	Casper Stevenson	GBR	R	3	Van Amersfoort Racing	NLD	Dallara F320 HWA	18	8	1:37.990	0.685	0.125	171.7
8	8	Rafael Villagomez	MEX			Van Amersfoort Racing	NLD	Dallara F320 HWA	18	9	1:38.003	0.698	0.013	171.7
9	15	Enzo Trulli	ITA	R	4	Carlin	GBR	Dallara F320 Spiess	18	5	1:38.058	0.753	0.055	171.6
10	21	Josh Mason	GBR			Double R Racing	GBR	Dallara F320 HWA	18	5	1:38.073	0.768	0.015	171.6
11	26	Sebastian Alvarez	MEX			Double R Racing	GBR	Dallara F320 HWA	18	7	1:38.220	0.915	0.147	171.3
12	88	Filip Kaminiarz	POL			CryptoTower Racing Team	JPN	Dallara F320 Spiess	18	6	1:38.280	0.975	0.060	171.2
13	71	Brad Benavides	USA			Carlin	GBR	Dallara F320 Spiess	18	8	1:38.567	1.262	0.287	170.7
14	35	Enzo Scionti	USA	R	5	Drivex	ESP	Dallara F320 HWA	18	7	1:38.591	1.286	0.024	170.7
15	84	Francesco Simonazzi	ITA	R	6	BVM Racing	ITA	Dallara F320 Spiess	18	8	1:38.678	1.373	0.087	170.5
16	78	Dexter Patterson	GBR			Drivex	ESP	Dallara F320 HWA	18	9	1:38.932	1.627	0.254	170.1





Circuit de Barcelona

Euroformula Open

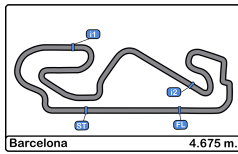
Race - 3

Distance and Speed Average



Clas	Nº	Driver	Nat	Cat	Clas	Team	Nat	Vehicle	Laps	Distance	Total Time	Km/h		
1	52	Jak Crawford		USA	R	1	Team Motopark		DEU	Dallara F320 Spiess	18	84.15	29:22.158	171.9
2	1	Cameron Das		USA			Team Motopark		DEU	Dallara F320 Spiess	18	84.15	29:24.194	171.7
3	27	Louis Foster		GBR			CryptoTower Racing Team		JPN	Dallara F320 Spiess	18	84.15	29:27.301	171.4
4	74	Cem Bolukbasi		TUR			Van Amersfoort Racing		NLD	Dallara F320 HWA	18	84.15	29:34.432	170.7
5	10	Christian Mansell		AUS	R	2	Team Motopark		DEU	Dallara F320 Spiess	18	84.15	29:38.303	170.3
6	15	Enzo Trulli		ITA	R	3	Carlin		GBR	Dallara F320 Spiess	18	84.15	29:39.915	170.1
7	21	Josh Mason		GBR			Double R Racing		GBR	Dallara F320 HWA	18	84.15	29:40.463	170.1
8	18	Nazim Azman		MYS			CryptoTower Racing Team		JPN	Dallara F320 Spiess	18	84.15	29:41.170	170.0
9	25	Casper Stevenson		GBR	R	4	Van Amersfoort Racing		NLD	Dallara F320 HWA	18	84.15	29:42.979	169.9
10	26	Sebastian Alvarez		MEX			Double R Racing		GBR	Dallara F320 HWA	18	84.15	29:48.525	169.3
11	8	Rafael Villagomez		MEX			Van Amersfoort Racing		NLD	Dallara F320 HWA	18	84.15	29:49.805	169.2
12	35	Enzo Scionti		USA	R	5	Drivex		ESP	Dallara F320 HWA	18	84.15	29:58.579	168.4
13	78	Dexter Patterson		GBR			Drivex		ESP	Dallara F320 HWA	18	84.15	30:00.391	168.2
14	71	Brad Benavides		USA			Carlin		GBR	Dallara F320 Spiess	18	84.15	30:01.054	168.2
15	84	Francesco Simonazzi		ITA	R	6	BVM Racing		ITA	Dallara F320 Spiess	18	84.15	30:14.888	166.9
16	88	Filip Kaminiaz		POL			CryptoTower Racing Team		JPN	Dallara F320 Spiess	18	84.15	30:15.717	166.8





Circuit de Barcelona
Euroformula Open
Race - 3
Lap Analysis



1 Cameron Das Dallara F320 Spiess **10** Christian Mansell Dallara F320 Spiess

Team Motopark Rookie Team Motopark

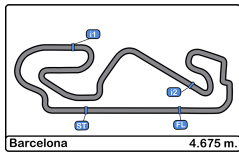
Lap	D	Time	Sector 1	Sector 2	Sector 3	T. Spd	Elapsed	Lap	D	Time	Sector 1	Sector 2	Sector 3	T. Spd	Elapsed
1		1:42.338	32.746	37.440	32.152	211.3	1:42.338	1		1:44.249	33.369	38.521	32.359	212.1	1:44.249
2		1:37.886	28.898	36.952	32.036	235.2	3:20.224	2		1:38.208	28.851	37.100	32.257	239.4	3:22.457
3		1:37.735	28.798	36.901	32.036	235.8	4:57.959	3		1:38.104	28.795	37.048	32.261	238.4	5:00.561
4		1:37.407	28.695	36.787	31.925	236.3	6:35.366	4		1:37.867	28.742	36.969	32.156	239.4	6:38.428
5		1:37.691	28.708	36.867	32.116	236.3	8:13.057	5		1:37.747	28.721	36.872	32.154	240.5	8:16.175
6		1:37.515	28.680	36.859	31.976	237.3	9:50.572	6		1:37.825	28.618	36.989	32.218	241.0	9:54.000
7		1:37.513	28.746	36.798	31.969	236.3	11:28.085	7		1:37.827	28.645	36.924	32.258	240.0	11:31.827
8		1:37.561	28.719	36.822	32.020	234.7	13:05.646	8		1:38.279	28.880	37.217	32.182	243.2	13:10.106
9		1:37.765	28.702	36.928	32.135	235.8	14:43.411	9		1:38.189	28.703	37.159	32.327	242.6	14:48.295
10		1:37.810	28.678	36.963	32.169	236.3	16:21.221	10		1:39.117	29.420	37.354	32.343	241.0	16:27.412
11		1:37.960	28.791	36.909	32.260	234.7	17:59.181	11		1:38.316	28.750	37.105	32.461	241.0	18:05.728
12		1:37.982	28.839	37.000	32.143	235.2	19:37.163	12		1:38.541	28.612	37.132	32.797	241.0	19:44.269
13		1:37.876	28.766	36.902	32.208	235.8	21:15.039	13		1:38.301	28.693	37.106	32.502	240.5	21:22.570
14		1:37.855	28.827	36.867	32.161	235.2	22:52.894	14		1:38.415	28.662	37.420	32.333	241.6	23:00.985
15		1:37.724	28.735	36.887	32.102	235.8	24:30.618	15		1:38.186	28.591	37.097	32.498	240.0	24:39.171
16		1:38.008	28.809	36.879	32.320	236.3	26:08.626	16		1:39.196	28.795	37.509	32.892	241.0	26:18.367
17		1:37.901	28.740	36.959	32.202	236.3	27:46.527	17		1:40.413	29.111	37.570	33.732	236.8	27:58.780
18		1:37.667	28.650	36.856	32.161	236.8	29:24.194	18		1:39.523	28.988	37.541	32.994	235.2	29:38.303

8 Rafael Villagomez Dallara F320 HWA **15** Enzo Trulli Dallara F320 Spiess

Van Amersfoort Racing Rookie Carlin

Lap	D	Time	Sector 1	Sector 2	Sector 3	T. Spd	Elapsed	Lap	D	Time	Sector 1	Sector 2	Sector 3	T. Spd	Elapsed
1		1:50.106	35.890	40.448	33.768	216.0	1:50.106	1		1:45.185	33.647	38.671	32.867	210.9	1:45.185
2		1:39.946	29.592	37.753	32.601	243.2	3:30.052	2		1:38.374	28.958	37.118	32.298	237.8	3:23.559
3		1:39.309	28.869	37.858	32.582	239.4	5:09.361	3		1:38.303	28.747	37.128	32.428	239.4	5:01.862
4		1:39.196	28.781	37.509	32.906	241.0	6:48.557	4		1:38.121	28.881	37.068	32.172	238.9	6:39.983
5		1:38.475	29.378	36.971	32.126	234.7	8:27.032	5		1:38.058	28.742	37.017	32.299	238.4	8:18.041
6		1:38.822	28.721	37.203	32.898	238.4	10:05.854	6		1:38.256	28.828	37.117	32.311	238.4	9:56.297
7		1:38.190	28.829	37.205	32.156	242.6	11:44.044	7		1:38.207	28.926	37.088	32.193	236.8	11:34.504
8		1:38.054	28.843	37.066	32.145	235.8	13:22.098	8		1:38.260	28.858	37.023	32.379	237.3	13:12.764
9		1:38.003	28.787	36.922	32.294	236.8	15:00.101	9		1:38.349	28.814	37.175	32.360	237.8	14:51.113
10		1:38.147	28.758	37.104	32.285	236.8	16:38.248	10		1:38.826	28.995	37.285	32.546	236.3	16:29.939
11		1:38.413	28.744	37.060	32.609	238.4	18:16.661	11		1:38.773	28.932	37.262	32.579	236.8	18:08.712
12		1:38.876	28.860	37.381	32.635	240.0	19:55.537	12		1:38.800	28.968	37.459	32.373	236.3	19:47.512
13		1:38.639	28.745	37.291	32.603	240.5	21:34.176	13		1:38.594	28.908	37.275	32.411	237.8	21:26.106
14		1:38.993	28.757	37.433	32.803	241.0	23:13.169	14		1:38.698	29.011	37.250	32.437	236.3	23:04.804
15		1:38.980	28.756	37.468	32.756	242.1	24:52.149	15		1:38.579	28.827	37.184	32.568	238.4	24:43.383
16		1:39.020	28.695	37.430	32.895	240.5	26:31.169	16		1:38.684	28.893	37.233	32.558	237.8	26:22.067
17		1:38.794	28.688	37.434	32.672	240.5	28:09.963	17		1:38.653	28.815	37.275	32.563	238.4	28:00.720
18		1:39.842	28.720	38.564	32.558	242.1	29:49.805	18		1:39.195	28.880	37.502	32.813	238.9	29:39.915





Circuit de Barcelona
Euroformula Open
Race - 3
Lap Analysis



18

Nazim Azman

Dallara F320 Spiess **25**

Casper Stevenson

Dallara F320 HWA

CryptoTower Racing Team Rookie

Van Amersfoort Racing

Lap	D	Time	Sector 1	Sector 2	Sector 3	T. Spd	Elapsed	Lap	D	Time	Sector 1	Sector 2	Sector 3	T. Spd	Elapsed
1		1:46.816	34.319	39.417	33.080	206.8	1:46.816	1		1:47.163	34.660	39.321	33.182	215.1	1:47.163
2		1:39.186	29.265	37.317	32.604	237.3	3:26.002	2		1:39.390	29.144	37.629	32.617	243.2	3:26.553
3		1:38.668	29.070	37.157	32.441	236.3	5:04.670	3		1:38.905	29.032	37.297	32.576	241.0	5:05.458
4		1:38.329	28.944	37.067	32.318	236.3	6:42.999	4		1:38.604	28.843	37.257	32.504	238.9	6:44.062
5		1:38.203	28.886	36.932	32.385	236.3	8:21.202	5		1:38.402	28.784	37.192	32.426	238.9	8:22.464
6		1:38.234	28.898	37.089	32.247	236.8	9:59.436	6		1:38.197	28.746	37.048	32.403	238.9	10:00.661
7		1:38.306	28.907	37.174	32.225	236.8	11:37.742	7		1:38.070	28.796	36.982	32.292	237.8	11:38.731
8		1:37.865	28.774	36.912	32.179	236.8	13:15.607	8		1:37.990	28.772	37.022	32.196	238.4	13:16.721
9		1:38.278	28.809	37.132	32.337	236.3	14:53.885	9		1:38.386	28.820	37.102	32.464	238.4	14:55.107
10		1:38.218	28.793	37.104	32.321	236.8	16:32.103	10		1:38.286	28.834	37.064	32.388	237.8	16:33.393
11		1:38.056	28.775	36.933	32.348	237.3	18:10.159	11		1:38.398	28.834	37.046	32.518	237.8	18:11.791
12		1:38.592	28.879	37.150	32.563	240.0	19:48.751	12		1:38.416	28.824	37.143	32.449	237.3	19:50.207
13		1:38.624	28.756	37.321	32.547	241.6	21:27.375	13		1:38.314	28.830	37.053	32.431	238.4	21:28.521
14		1:38.812	28.733	37.370	32.709	240.5	23:06.187	14		1:38.350	28.727	37.133	32.490	238.4	23:06.871
15		1:38.649	28.732	37.330	32.587	240.0	24:44.836	15		1:40.651	30.835	37.372	32.444	240.5	24:47.522
16		1:38.873	28.701	37.494	32.678	239.4	26:23.709	16		1:38.579	28.908	37.103	32.568	237.8	26:26.101
17		1:38.560	28.841	37.248	32.471	237.8	28:02.269	17		1:38.424	28.839	37.180	32.405	237.8	28:04.525
18		1:38.901	28.807	37.345	32.749	239.4	29:41.170	18		1:38.454	28.853	37.154	32.447	238.4	29:42.979

21

Josh Mason

Dallara F320 HWA **26**

Sebastian Alvarez

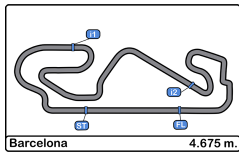
Dallara F320 HWA

Double R Racing

Double R Racing

Lap	D	Time	Sector 1	Sector 2	Sector 3	T. Spd	Elapsed	Lap	D	Time	Sector 1	Sector 2	Sector 3	T. Spd	Elapsed
1		1:45.835	33.970	38.514	33.351	214.7	1:45.835	1		1:47.697	35.006	39.287	33.404	217.3	1:47.697
2		1:38.705	28.969	37.266	32.470	239.4	3:24.540	2		1:39.421	29.174	37.535	32.712	237.8	3:27.118
3		1:38.413	28.825	37.013	32.575	238.9	5:02.953	3		1:39.120	28.962	37.322	32.836	239.4	5:06.238
4		1:38.187	28.836	37.027	32.324	239.4	6:41.140	4		1:38.880	29.228	37.185	32.467	237.8	6:45.118
5		1:38.073	28.695	37.037	32.341	239.4	8:19.213	5		1:38.540	28.892	37.232	32.416	237.3	8:23.658
6		1:38.263	28.667	37.111	32.485	239.4	9:57.476	6		1:38.617	28.906	37.257	32.454	236.8	10:02.275
7		1:38.092	28.691	37.060	32.341	238.4	11:35.568	7		1:38.220	28.905	36.985	32.330	236.3	11:40.495
8		1:38.115	28.677	37.104	32.334	239.4	13:13.683	8		1:38.650	28.916	37.244	32.490	235.2	13:19.145
9		1:38.351	28.692	37.160	32.499	240.0	14:52.034	9		1:39.047	29.038	37.465	32.544	235.2	14:58.192
10		1:38.947	28.673	37.249	33.025	240.5	16:30.981	10		1:39.108	29.017	37.395	32.696	234.2	16:37.300
11		1:38.542	28.684	37.198	32.660	239.4	18:09.523	11		1:38.793	29.011	37.203	32.579	234.2	18:16.093
12		1:38.831	28.683	37.278	32.870	240.5	19:48.354	12		1:38.833	29.090	37.283	32.460	234.2	19:54.926
13		1:38.459	28.611	37.272	32.576	240.5	21:26.813	13		1:38.724	29.044	37.251	32.429	233.7	21:33.650
14		1:38.807	28.623	37.526	32.658	241.0	23:05.620	14		1:38.975	29.052	37.321	32.602	234.7	23:12.625
15		1:38.548	28.672	37.192	32.684	241.0	24:44.168	15		1:38.872	29.021	37.304	32.547	234.7	24:51.497
16		1:38.555	28.644	37.215	32.696	241.0	26:22.723	16		1:38.947	28.957	37.369	32.621	235.8	26:30.444
17		1:38.753	28.689	37.251	32.813	242.1	28:01.476	17		1:38.971	29.083	37.313	32.575	235.2	28:09.415
18		1:38.987	28.567	37.458	32.962	242.1	29:40.463	18		1:39.110	29.128	37.435	32.547	235.2	29:48.525





Circuit de Barcelona
Euroformula Open
Race - 3
Lap Analysis



27

Louis Foster

Dallara F320 Spiess **52**

Jak Crawford

Dallara F320 Spiess

CryptoTower Racing Team Rookie

Team Motopark

Lap	D	Time	Sector 1	Sector 2	Sector 3	T. Spd	Elapsed	Lap	D	Time	Sector 1	Sector 2	Sector 3	T. Spd	Elapsed
1		1:42.885	33.096	37.554	32.235	204.5	1:42.885	1		1:41.296	32.439	37.058	31.799	206.5	1:41.296
2		1:38.066	28.777	37.099	32.190	238.9	3:20.951	2		1:37.651	28.827	36.871	31.953	234.2	3:18.947
3		1:37.879	28.801	36.960	32.118	238.9	4:58.830	3		1:37.305	28.733	36.733	31.839	235.8	4:56.252
4		1:37.543	28.678	36.844	32.021	238.4	6:36.373	4		1:37.505	28.788	36.842	31.875	236.3	6:33.757
5		1:37.776	28.710	36.916	32.150	238.4	8:14.149	5		1:37.474	28.764	36.822	31.888	236.3	8:11.231
6		1:37.631	28.740	36.883	32.008	237.8	9:51.780	6		1:37.687	28.838	36.804	32.045	236.3	9:48.918
7		1:37.616	28.763	36.848	32.005	236.8	11:29.396	7		1:37.527	28.798	36.848	31.881	235.2	11:26.445
8		1:37.997	28.767	36.989	32.241	236.8	13:07.393	8		1:37.459	28.774	36.805	31.880	235.2	13:03.904
9		1:37.865	28.774	36.963	32.128	237.3	14:45.258	9		1:37.579	28.793	36.840	31.946	234.7	14:41.483
10		1:37.876	28.825	36.898	32.153	236.8	16:23.134	10		1:37.525	28.757	36.857	31.911	234.7	16:19.008
11		1:38.008	28.821	36.940	32.247	236.8	18:01.142	11		1:37.734	28.769	36.878	32.087	235.8	17:56.742
12		1:38.096	28.818	36.940	32.338	236.8	19:39.238	12		1:37.776	28.806	36.875	32.095	235.2	19:34.518
13		1:37.626	28.771	36.827	32.028	236.3	21:16.864	13		1:38.113	28.823	36.789	32.501	235.2	21:12.631
14		1:37.558	28.722	36.743	32.093	236.8	22:54.422	14		1:37.691	28.850	36.833	32.008	235.2	22:50.322
15		1:37.858	28.746	36.903	32.209	237.3	24:32.280	15		1:37.842	28.823	36.946	32.073	235.8	24:28.164
16		1:38.348	28.744	37.186	32.418	237.8	26:10.628	16		1:38.021	28.845	36.929	32.247	236.3	26:06.185
17		1:38.448	28.919	37.168	32.361	237.3	27:49.076	17		1:37.878	28.839	36.908	32.131	235.2	27:44.063
18		1:38.225	28.756	37.106	32.363	236.8	29:27.301	18		1:38.095	28.807	36.975	32.313	236.3	29:22.158

35

Enzo Scionti

Dallara F320 HWA **71**

Brad Benavides

Dallara F320 Spiess

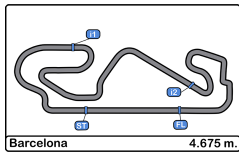
Rookie

Drivex

Carlin

Lap	D	Time	Sector 1	Sector 2	Sector 3	T. Spd	Elapsed	Lap	D	Time	Sector 1	Sector 2	Sector 3	T. Spd	Elapsed
1		1:49.863	35.889	39.266	34.708	220.4	1:49.863	1		1:48.322	35.446	38.930	33.946	215.1	1:48.322
2		1:40.822	29.774	38.404	32.644	245.4	3:30.685	2		1:48.560	28.831	46.966	32.763	242.1	3:36.882
3		1:39.333	28.853	37.921	32.559	240.5	5:10.018	3		1:38.801	28.971	37.356	32.474	236.8	5:15.683
4		1:38.982	28.808	37.518	32.656	240.5	6:49.000	4		1:38.754	28.966	37.315	32.473	238.9	6:54.437
5		1:41.208	31.127	37.547	32.534	242.1	8:30.208	5		1:39.052	29.181	37.294	32.577	238.4	8:33.489
6		1:39.095	29.142	37.488	32.465	235.8	10:09.303	6		1:38.747	29.079	37.198	32.470	237.3	10:12.236
7		1:38.591	28.924	37.301	32.366	236.3	11:47.894	7		1:38.722	28.997	37.228	32.497	236.8	11:50.958
8		1:38.598	28.949	37.279	32.370	237.3	13:26.492	8		1:38.567	28.879	37.196	32.492	237.8	13:29.525
9		1:38.599	28.839	37.330	32.430	236.8	15:05.091	9		1:39.238	28.918	37.681	32.639	238.4	15:08.763
10		1:38.807	28.900	37.437	32.470	237.8	16:43.898	10		1:38.918	29.046	37.344	32.528	237.8	16:47.681
11		1:38.883	28.956	37.310	32.617	238.4	18:22.781	11		1:38.873	28.989	37.379	32.505	235.8	18:26.554
12		1:39.361	29.016	37.510	32.835	239.4	20:02.142	12		1:38.722	29.044	37.172	32.506	236.3	20:05.276
13		1:39.317	28.994	37.352	32.971	240.0	21:41.459	13		1:38.778	28.969	37.153	32.656	237.3	21:44.054
14		1:39.735	28.909	37.894	32.932	238.4	23:21.194	14		1:38.712	28.993	37.123	32.596	238.4	23:22.766
15		1:39.537	29.281	37.791	32.465	246.5	25:00.731	15		1:39.674	29.090	37.689	32.895	238.9	25:02.440
16		1:39.353	29.118	37.670	32.565	235.2	26:40.084	16		1:39.392	28.931	37.432	33.029	242.1	26:41.832
17		1:39.243	29.143	37.554	32.546	235.8	28:19.327	17		1:39.778	28.925	37.491	33.362	243.7	28:21.610
18		1:39.252	29.110	37.498	32.644	235.2	29:58.579	18		1:39.444	28.979	37.501	32.964	239.4	30:01.054





Circuit de Barcelona
Euroformula Open
Race - 3
Lap Analysis



74

Cem Bolukbasi

Dallara F320 HWA **84**

Francesco Simonazzi

Dallara F320 Spiess

Van Amersfoort Racing Rookie

BVM Racing

Lap	D	Time	Sector 1	Sector 2	Sector 3	T. Spd	Elapsed	Lap	D	Time	Sector 1	Sector 2	Sector 3	T. Spd	Elapsed
1		1:43.640	33.124	38.173	32.343	213.4	1:43.640	1		1:50.277	36.025	40.588	33.664	218.1	1:50.277
2		1:37.923	28.719	37.059	32.145	238.9	3:21.563	2		1:41.260	30.528	37.929	32.803	240.5	3:31.537
3		1:38.139	28.661	37.065	32.413	240.5	4:59.702	3		1:39.246	28.914	37.431	32.901	238.4	5:10.783
4		1:37.994	28.708	36.951	32.335	239.4	6:37.696	4		1:38.888	28.855	37.276	32.757	238.9	6:49.671
5		1:37.859	28.668	36.922	32.269	239.4	8:15.555	5		1:41.029	30.713	37.763	32.553	242.1	8:30.700
6		1:37.855	28.680	36.938	32.237	238.4	9:53.410	6		1:39.087	28.889	37.610	32.588	240.0	10:09.787
7		1:38.062	28.685	37.043	32.334	237.8	11:31.472	7		1:38.783	28.761	37.378	32.644	240.5	11:48.570
8		1:38.228	28.885	37.081	32.262	236.8	13:09.700	8		1:38.678	28.736	37.390	32.552	239.4	13:27.248
9		1:38.331	28.775	37.092	32.464	237.3	14:48.031	9		1:52.580	28.856	51.101	32.623	239.4	15:19.828
10		1:38.898	29.438	37.196	32.264	236.3	16:26.929	10		1:39.599	29.101	37.416	33.082	234.2	16:59.427
11		1:38.292	28.892	37.036	32.364	236.8	18:05.221	11		1:39.097	29.012	37.388	32.697	234.2	18:38.524
12		1:38.439	28.864	37.055	32.520	236.3	19:43.660	12		1:40.042	29.292	37.729	33.021	234.7	20:18.566
13		1:38.397	28.904	37.121	32.372	236.8	21:22.057	13		1:39.318	29.076	37.486	32.756	234.7	21:57.884
14		1:38.290	28.844	37.051	32.395	236.8	23:00.347	14		1:39.413	29.214	37.464	32.735	234.2	23:37.297
15		1:38.176	28.800	37.064	32.312	236.8	24:38.523	15		1:39.363	29.115	37.404	32.844	235.2	25:16.660
16		1:38.266	28.806	37.079	32.381	236.3	26:16.789	16		1:39.291	28.960	37.511	32.820	235.2	26:55.951
17		1:38.731	28.906	37.182	32.643	236.3	27:55.520	17		1:39.545	29.132	37.555	32.858	235.8	28:35.496
18		1:38.912	28.910	37.239	32.763	237.3	29:34.432	18		1:39.392	29.177	37.620	32.595	234.2	30:14.888

78

Dexter Patterson

Dallara F320 HWA **88**

Filip Kaminiarz

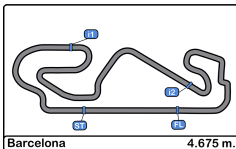
Dallara F320 Spiess

Drivex

CryptoTower Racing Team

Lap	D	Time	Sector 1	Sector 2	Sector 3	T. Spd	Elapsed	Lap	D	Time	Sector 1	Sector 2	Sector 3	T. Spd	Elapsed
1		1:49.331	35.804	39.218	34.309	221.3	1:49.331	1		1:49.628	35.635	38.928	35.065	213.8	1:49.628
2		1:39.699	29.227	37.682	32.790	238.4	3:29.030	2		1:39.953	29.709	37.539	32.705	240.0	3:29.581
3		1:39.224	29.130	37.414	32.680	237.8	5:08.254	3		1:39.351	29.218	37.516	32.617	240.5	5:08.932
4		1:39.089	29.022	37.382	32.685	239.4	6:47.343	4		1:39.708	28.821	37.454	33.433	240.5	6:48.640
5		1:38.966	28.973	37.256	32.737	238.4	8:26.309	5		2:03.630	53.541	37.403	32.686	235.2	8:52.270
6		1:39.121	28.936	37.305	32.880	238.9	10:05.430	6		1:38.280	28.936	37.098	32.246	235.2	10:30.550
7		1:39.999	28.861	38.331	32.807	237.3	11:45.429	7		1:38.547	28.840	37.361	32.346	236.3	12:09.097
8		1:39.251	28.940	37.508	32.803	238.4	13:24.680	8		1:38.469	28.875	37.243	32.351	235.8	13:47.566
9		1:38.932	29.035	37.294	32.603	237.3	15:03.612	9		1:38.485	28.909	37.204	32.372	235.2	15:26.051
10		1:39.251	28.966	37.553	32.732	237.3	16:42.863	10		1:38.790	28.879	37.299	32.612	236.3	17:04.841
11		1:39.419	28.968	37.387	33.064	235.8	18:22.282	11		1:39.116	28.890	37.347	32.879	235.8	18:43.957
12		1:39.233	29.050	37.382	32.801	236.8	20:01.515	12		1:38.706	29.016	37.214	32.476	236.8	20:22.663
13		1:39.283	29.059	37.413	32.811	237.3	21:40.798	13		1:38.712	28.958	37.272	32.482	236.3	22:01.375
14		1:40.121	29.380	37.538	33.203	236.8	23:20.919	14		1:38.337	28.813	37.087	32.437	236.8	23:39.712
15		1:40.761	29.921	37.971	32.869	237.8	25:01.680	15		1:38.743	28.964	37.288	32.491	237.8	25:18.455
16		1:39.578	28.885	37.786	32.907	240.0	26:41.258	16		1:38.587	28.850	37.214	32.523	238.4	26:57.042
17		1:39.322	28.809	37.615	32.898	240.0	28:20.580	17		1:39.276	29.452	37.280	32.544	238.9	28:36.318
18		1:39.811	28.895	37.790	33.126	239.4	30:00.391	18		1:39.399	28.916	37.826	32.657	238.9	30:15.717



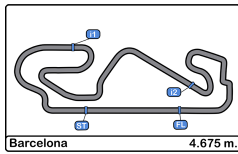


Circuit de Barcelona
Euroformula Open
Race - 3
Analysis by Lap



Num	Lap Time	Gap	Num	Lap Time	Gap	Num	Lap Time	Gap	Num	Lap Time	Gap	Num	Lap Time	Gap
Lap 1														
52	1:41.296		27	1:37.543	01.609	74	1:38.062	05.027	15	1:38.826	10.931	18	1:38.624	14.744
1	1:42.338	01.042	74	1:37.994	03.939	10	1:37.827	05.382	21	1:38.947	11.973	25	1:38.314	15.890
27	1:42.885	01.589	10	1:37.867	04.671	15	1:38.207	08.059	18	1:38.218	13.095	26	1:38.724	21.019
74	1:43.640	02.344	15	1:38.121	06.226	21	1:38.092	09.123	25	1:38.286	14.385	8	1:38.639	21.545
10	1:44.249	02.953	21	1:38.187	07.383	18	1:38.306	11.297	26	1:39.108	18.292	78	1:39.283	28.167
15	1:45.185	03.889	18	1:38.329	09.242	25	1:38.070	12.286	8	1:38.147	19.240	35	1:39.317	28.828
21	1:45.835	04.539	25	1:38.604	10.305	26	1:38.220	14.050	78	1:39.251	23.855	71	1:38.778	31.423
18	1:46.816	05.520	26	1:38.880	11.361	8	1:38.190	17.599	35	1:38.807	24.890	84	1:39.318	45.253
25	1:47.163	05.867	78	1:39.089	13.586	78	1:39.999	18.984	71	1:38.918	28.673	88	1:38.712	48.744
26	1:47.697	06.401	8	1:39.196	14.800	35	1:38.591	21.449	84	1:39.599	40.419	Num Lap Time Gap		
71	1:48.322	07.026	88	1:39.708	14.883	84	1:38.783	22.125	88	1:38.790	45.833	Lap 14		
78	1:49.331	08.035	35	1:38.982	15.243	71	1:38.722	24.513	Num Lap Time Gap					
88	1:49.628	08.332	84	1:38.888	15.914	88	1:38.547	42.652	Lap 11					
35	1:49.863	08.567	71	1:38.754	20.680	Num Lap Time Gap								
8	1:50.106	08.810	Num Lap Time Gap											
84	1:50.277	08.981	Lap 5											
Num Lap Time Gap			52	1:37.474		52	1:37.459		52	1:37.734		52	1:37.691	
Lap 2			1	1:37.691	01.826	Lap 8			1	1:37.561	01.742	Lap 11		
52	1:37.651		27	1:37.776	02.918	52	1:37.561	01.742	27	1:37.997	03.489	52	1:37.960	02.439
1	1:37.886	01.277	74	1:37.859	04.324	27	1:37.997	03.489	74	1:38.292	08.479	27	1:38.008	04.400
27	1:38.066	02.004	10	1:37.747	04.944	74	1:38.228	05.796	10	1:38.316	08.986	74	1:38.290	10.025
74	1:37.923	02.616	15	1:38.058	06.810	10	1:38.279	06.202	15	1:38.773	11.970	10	1:38.415	10.663
10	1:38.208	03.510	21	1:38.073	07.982	15	1:38.260	08.860	21	1:38.542	12.781	15	1:38.698	14.482
15	1:38.374	04.612	18	1:38.203	09.971	21	1:38.115	09.779	18	1:38.056	13.417	21	1:38.807	15.298
21	1:38.705	05.593	25	1:38.402	11.233	18	1:37.865	11.703	25	1:38.398	15.049	18	1:38.812	15.865
18	1:39.186	07.055	26	1:38.540	12.427	25	1:37.990	12.817	18	1:38.542	12.781	25	1:38.350	16.549
25	1:39.390	07.606	78	1:38.966	15.078	26	1:38.650	15.241	26	1:38.793	19.351	26	1:38.975	22.303
26	1:39.421	08.171	8	1:38.475	15.801	8	1:38.054	18.194	8	1:38.413	19.919	8	1:38.993	22.847
78	1:39.699	10.083	35	1:41.208	18.977	78	1:39.251	20.776	78	1:39.419	25.540	78	1:40.121	30.597
88	1:39.953	10.634	84	1:41.029	19.469	35	1:38.598	22.588	35	1:38.883	26.039	35	1:39.735	30.872
8	1:39.946	11.105	71	1:39.052	22.258	84	1:38.678	23.344	71	1:38.873	29.812	71	1:38.712	32.444
35	1:40.822	11.738	84	1:41.029	19.469	71	1:38.567	25.621	84	1:39.097	41.782	84	1:39.413	46.975
84	1:41.260	12.590	88	2:03.630	41.039	88	1:38.469	43.662	88	1:39.116	47.215	88	1:38.337	49.390
71	1:48.560	17.935	Num Lap Time Gap			Num Lap Time Gap			Num Lap Time Gap			Num Lap Time Gap		
Num Lap Time Gap			Lap 6			Lap 9			Lap 12			Lap 15		
52	1:37.305		52	1:37.687		52	1:37.579		52	1:37.776		52	1:37.842	
1	1:37.735	01.707	1	1:37.515	01.654	1	1:37.765	01.928	1	1:37.982	02.645	1	1:37.724	02.454
27	1:37.879	02.578	27	1:37.631	02.862	27	1:37.865	03.775	27	1:38.096	04.720	27	1:37.858	04.116
74	1:38.139	03.450	74	1:37.855	04.492	74	1:38.331	06.548	74	1:38.439	09.142	74	1:38.176	10.359
10	1:38.104	04.309	10	1:37.825	05.082	10	1:38.189	06.812	10	1:38.541	09.751	10	1:38.186	11.007
15	1:38.303	05.610	15	1:38.256	07.379	15	1:38.349	09.630	15	1:38.800	12.994	15	1:38.579	15.219
21	1:38.413	06.701	21	1:38.263	08.558	21	1:38.351	10.551	21	1:38.831	13.836	21	1:38.548	16.004
18	1:38.668	08.418	18	1:38.234	10.518	18	1:38.278	12.402	18	1:38.592	14.233	18	1:38.649	16.672
25	1:38.905	09.206	25	1:38.197	11.743	25	1:38.386	13.624	25	1:38.416	15.689	25	1:40.651	19.358
26	1:39.120	09.986	26	1:38.617	13.357	26	1:39.047	16.709	26	1:38.833	20.408	26	1:38.872	23.333
78	1:39.224	12.002	78	1:39.121	16.512	8	1:38.003	18.618	8	1:38.876	21.019	8	1:38.980	23.985
88	1:39.351	12.680	8	1:38.822	16.936	78	1:38.932	22.129	78	1:39.233	26.997	35	1:39.537	32.567
8	1:39.309	13.109	35	1:39.095	20.385	35	1:38.599	23.608	35	1:39.361	27.624	78	1:40.761	33.516
35	1:39.333	13.766	84	1:39.087	20.869	71	1:39.238	27.280	71	1:38.722	30.758	71	1:39.674	34.276
84	1:39.246	14.531	71	1:38.747	23.318	84	1:52.580	38.345	84	1:40.042	44.048	84	1:39.363	48.496
71	1:38.801	19.431	88	1:38.280	41.632	88	1:38.485	44.568	88	1:38.706	48.145	88	1:38.743	50.291
Num Lap Time Gap			Num Lap Time Gap			Num Lap Time Gap			Num Lap Time Gap			Num Lap Time Gap		
Lap 4			Lap 7			Lap 10			Lap 13			Lap 16		
52	1:37.505		52	1:37.527		52	1:37.525		52	1:38.113		52	1:38.021	
1	1:37.513	01.640	1	1:37.513	01.640	1	1:37.810	02.213	1	1:37.876	02.408	1	1:38.008	02.441
27	1:37.616	02.951	27	1:37.616	02.951	27	1:37.876	04.126	27	1:37.626	04.233	27	1:38.348	04.443
74	1:38.898	07.921	74	1:38.898	07.921	74	1:38.898	07.921	74	1:38.397	09.426	74	1:38.266	10.604
10	1:39.117	08.404	10	1:39.117	08.404	10	1:39.117	08.404	10	1:38.301	09.939	10	1:39.196	12.182
15	1:38.594	13.475	15	1:38.594	13.475	15	1:38.594	13.475	15	1:38.594	13.475	15	1:38.684	15.882
21	1:38.459	14.182	21	1:38.459	14.182	21	1:38.459	14.182	21	1:38.459	14.182	21	1:38.555	16.538
25	1:38.579	19.916	25	1:38.579	19.916	25	1:38.579	19.916	25	1:38.579	19.916	25	1:38.873	17.524





Circuit de Barcelona

Euroformula Open

Race - 3

Analysis by Lap

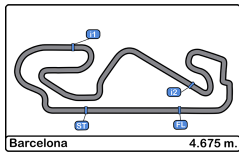


Num	Lap Time	Gap
26	1:38.947	24.259
8	1:39.020	24.984
35	1:39.353	33.899
78	1:39.578	35.073
71	1:39.392	35.647
84	1:39.291	49.766
88	1:38.587	50.857

Num	Lap Time	Gap
Lap 17		
52	1:37.878	
1	1:37.901	02.464
27	1:38.448	05.013
74	1:38.731	11.457
10	1:40.413	14.717
15	1:38.653	16.657
21	1:38.753	17.413
18	1:38.560	18.206
25	1:38.424	20.462
26	1:38.971	25.352
8	1:38.794	25.900
35	1:39.243	35.264
78	1:39.322	36.517
71	1:39.778	37.547
84	1:39.545	51.433
88	1:39.276	52.255

Num	Lap Time	Gap
Lap 18		
52	1:38.095	
1	1:37.667	02.036
27	1:38.225	05.143
74	1:38.912	12.274
10	1:39.523	16.145
15	1:39.195	17.757
21	1:38.987	18.305
18	1:38.901	19.012
25	1:38.454	20.821
26	1:39.110	26.367
8	1:39.842	27.647
35	1:39.252	36.421
78	1:39.811	38.233
71	1:39.444	38.896
84	1:39.392	52.730
88	1:39.399	53.559



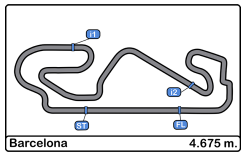


Circuit de Barcelona
Euroformula Open
Race - 3
Best Sectors Results



Sector - 1			Sector - 2			Sector - 3			Ideal Lap vs Best Lap						
Clas	Nº	Driver	Time	Nº	Driver	Time	Nº	Driver	Time	Clas	Nº	Driver	Ideal Lap	Best Lap	Clas
1	21	Josh Mason	28.567	52	Jak Crawford	36.733	52	Jak Crawford	31.799	1	52	Jak Crawford	1:37.265	1:37.305	1
2	10	Christian Mansell	28.591	27	Louis Foster	36.743	1	Cameron Das	31.925	2	1	Cameron Das	1:37.362	1:37.407	2
3	1	Cameron Das	28.650	1	Cameron Das	36.787	27	Louis Foster	32.005	3	27	Louis Foster	1:37.426	1:37.543	3
4	74	Cem Bolukbasi	28.661	10	Christian Mansell	36.872	8	Rafael Villagomez	32.126	4	10	Christian Mansell	1:37.617	1:37.747	4
5	27	Louis Foster	28.678	18	Nazim Azman	36.912	74	Cem Bolukbasi	32.145	5	74	Cem Bolukbasi	1:37.728	1:37.855	5
6	8	Rafael Villagomez	28.688	74	Cem Bolukbasi	36.922	10	Christian Mansell	32.154	6	8	Rafael Villagomez	1:37.736	1:38.003	8
7	18	Nazim Azman	28.701	8	Rafael Villagomez	36.922	15	Enzo Trulli	32.172	7	18	Nazim Azman	1:37.792	1:37.865	6
8	25	Casper Stevenson	28.727	25	Casper Stevenson	36.982	18	Nazim Azman	32.179	8	21	Josh Mason	1:37.904	1:38.073	10
9	52	Jak Crawford	28.733	26	Sebastian Alvarez	36.985	25	Casper Stevenson	32.196	9	25	Casper Stevenson	1:37.905	1:37.990	7
10	84	Francesco Simonazzi	28.736	21	Josh Mason	37.013	88	Filip Kaminiarz	32.246	10	15	Enzo Trulli	1:37.931	1:38.058	9
11	15	Enzo Trulli	28.742	15	Enzo Trulli	37.017	21	Josh Mason	32.324	11	88	Filip Kaminiarz	1:38.146	1:38.280	12
12	35	Enzo Scionti	28.808	88	Filip Kaminiarz	37.087	26	Sebastian Alvarez	32.330	12	26	Sebastian Alvarez	1:38.207	1:38.220	11
13	78	Dexter Patterson	28.809	71	Brad Benavides	37.123	35	Enzo Scionti	32.366	13	71	Brad Benavides	1:38.424	1:38.567	13
14	88	Filip Kaminiarz	28.813	78	Dexter Patterson	37.256	71	Brad Benavides	32.470	14	35	Enzo Scionti	1:38.453	1:38.591	14
15	71	Brad Benavides	28.831	84	Francesco Simonazzi	37.276	84	Francesco Simonazzi	32.552	15	84	Francesco Simonazzi	1:38.564	1:38.678	15
16	26	Sebastian Alvarez	28.892	35	Enzo Scionti	37.279	78	Dexter Patterson	32.603	16	78	Dexter Patterson	1:38.668	1:38.932	16



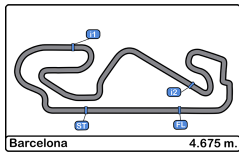


Circuit de Barcelona
Euroformula Open
Race - 3
Leader Sequence



Nº	Driver	Nat	Cat	Clas	Team	Nat	Vehicle	Start Lap	End Lap	Laps	Total Laps
52	Jak Crawford	USA	R		Team Motopark	GER	Dallara F320 Spiess	1	18	18	18



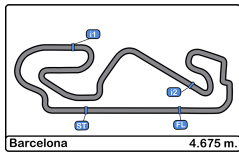


Circuit de Barcelona
Euroformula Open
Race - 3
Best 5 Lap Times



Cls	Nº	Driver	Nat	Cat	Cls	Team	Nat	Vehicle	Best 1		Best 2		Best 3		Best 4		Best 5	
									Time	Lap	Time	Lap	Time	Lap	Time	Lap	Time	Lap
1	52	Jak Crawford	USA	R	1	Team Motopark	GER	Dallara F320 Spiess	1:37.305	3	1:37.459	8	1:37.474	5	1:37.505	4	1:37.525	10
2	1	Cameron Das	USA			Team Motopark	GER	Dallara F320 Spiess	1:37.407	4	1:37.513	7	1:37.515	6	1:37.561	8	1:37.667	18
3	27	Louis Foster	GBR			CryptoTower Racing Team	JPN	Dallara F320 Spiess	1:37.543	4	1:37.558	14	1:37.616	7	1:37.626	13	1:37.631	6
4	10	Christian Mansell	AUS	R	2	Team Motopark	GER	Dallara F320 Spiess	1:37.747	5	1:37.825	6	1:37.827	7	1:37.867	4	1:38.104	3
5	74	Cem Bolukbasi	TUR			Van Amersfoort Racing	NLD	Dallara F320 HWA	1:37.855	6	1:37.859	5	1:37.923	2	1:37.994	4	1:38.062	7
6	18	Nazim Azman	MYS			CryptoTower Racing Team	JPN	Dallara F320 Spiess	1:37.865	8	1:38.056	11	1:38.203	5	1:38.218	10	1:38.234	6
7	25	Casper Stevenson	GBR	R	3	Van Amersfoort Racing	NLD	Dallara F320 HWA	1:37.990	8	1:38.070	7	1:38.197	6	1:38.286	10	1:38.314	13
8	8	Rafael Villagomez	MEX			Van Amersfoort Racing	NLD	Dallara F320 HWA	1:38.003	9	1:38.054	8	1:38.147	10	1:38.190	7	1:38.413	11
9	15	Enzo Trulli	ITA	R	4	Carlin	GBR	Dallara F320 Spiess	1:38.058	5	1:38.121	4	1:38.207	7	1:38.256	6	1:38.260	8
10	21	Josh Mason	GBR			Double R Racing	GBR	Dallara F320 HWA	1:38.073	5	1:38.092	7	1:38.115	8	1:38.187	4	1:38.263	6
11	26	Sebastian Alvarez	MEX			Double R Racing	GBR	Dallara F320 HWA	1:38.220	7	1:38.540	5	1:38.617	6	1:38.650	8	1:38.724	13
12	88	Filip Kaminiarz	POL			CryptoTower Racing Team	JPN	Dallara F320 Spiess	1:38.280	6	1:38.337	14	1:38.469	8	1:38.485	9	1:38.547	7
13	71	Brad Benavides	USA			Carlin	GBR	Dallara F320 Spiess	1:38.567	8	1:38.712	14	1:38.722	7	1:38.722	12	1:38.747	6
14	35	Enzo Scionti	USA	R	5	Drivex	ESP	Dallara F320 HWA	1:38.591	7	1:38.598	8	1:38.599	9	1:38.807	10	1:38.883	11
15	84	Francesco	ITA	R	6	BVM Racing	ITA	Dallara F320 Spiess	1:38.678	8	1:38.783	7	1:38.888	4	1:39.087	6	1:39.097	11
16	78	Dexter Patterson	GBR			Drivex	ESP	Dallara F320 HWA	1:38.932	9	1:38.966	5	1:39.089	4	1:39.121	6	1:39.224	3





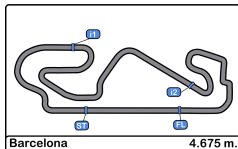
Circuito de Barcelona
Euroformula Open
Race - 3
Best 5 Top Speeds



Top 1 Top 2 Top 3 Top 4 Top 5





Clas	Nº	Driver	Nat	Cat	Cls	Team	Nat	Vehicle	Top 1		Top 2		Top 3		Top 4		Top 5		Avg	
									Km/h	Lap	Km/h	Lap	Km/h	Lap	Km/h	Lap	Km/h	Lap		
1	35	Enzo Scionti			R	1	USA	Drivex		246.5	15	245.4	2	242.1	5	240.5	3	240.5	4	243.0
2	71	Brad Benavides					USA	Carlin		243.7	17	242.1	2	242.1	16	239.4	18	238.9	4	241.3
3	8	Rafael Villagomez					MEX	Van Amersfoort Racing		243.2	2	242.6	7	242.1	15	242.1	18	241.0	4	242.2
4	10	Christian Mansell			R	2	GBR	Team Motopark		243.2	8	242.6	9	241.6	14	241.0	6	241.0	10	241.9
5	25	Casper Stevenson			R	3	GBR	Van Amersfoort Racing		243.2	2	241.0	3	240.5	15	238.9	4	238.9	5	240.5
6	21	Josh Mason					GBR	Double R Racing		242.1	17	242.1	18	241.0	14	241.0	15	241.0	16	241.5
7	84	Francesco Simonazzi			R	4	ITA	BVM Racing		242.1	5	240.5	2	240.5	7	240.0	6	239.4	8	240.5
8	18	Nazim Azman					MYS	CryptoTower Racing Team		241.6	13	240.5	14	240.0	12	240.0	15	239.4	16	240.3
9	74	Cem Bolukbasi					TUR	Van Amersfoort Racing		240.5	3	239.4	4	239.4	5	238.9	2	238.4	6	239.3
10	88	Filip Kaminiaz					POL	CryptoTower Racing Team		240.5	3	240.5	4	240.0	2	238.9	17	238.9	18	239.7
11	78	Dexter Patterson					GBR	Drivex		240.0	16	240.0	17	239.4	4	239.4	18	238.9	6	239.5
12	15	Enzo Trulli			R	5	ITA	Carlin		239.4	3	238.9	4	238.9	18	238.4	5	238.4	6	238.8
13	26	Sebastian Alvarez					MEX	Double R Racing		239.4	3	237.8	2	237.8	4	237.3	5	236.8	6	237.8
14	27	Louis Foster					GBR	CryptoTower Racing Team		238.9	2	238.9	3	238.4	4	238.4	5	237.8	6	238.5
15	1	Cameron Das					USA	Team Motopark		237.3	6	236.8	18	236.3	4	236.3	5	236.3	7	236.6
16	52	Jak Crawford			R	6	USA	Team Motopark		236.3	4	236.3	5	236.3	6	236.3	16	236.3	18	236.3



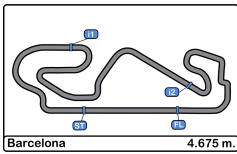


Circuit de Barcelona
Euroformula Open
Race - 3
Fastest Laps Sequence



Lap	Time of Day	Session Time	Nº	Driver	Nat	Cat	Team	Nat	Vehicle	Time	Km/h
2	15:46:18.280	3:19.280	52	Jak Crawford	 USA	R	Team Motopark	 DEU	Dallara F320 Spiess	1:37.651	172.3
3	15:47:55.585	4:56.585	52	Jak Crawford	 USA	R	Team Motopark	 DEU	Dallara F320 Spiess	1:37.305	172.9



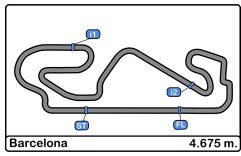


Circuit de Barcelona
Euroformula Open
Race - 3
Event Best Maximum Speed



Nº	Driver	Nat	Cat	Clas	Team	Nat	Vehicle	Km/h	Session
1	Cameron Das				Team Motopark		Dallara F320 Spiess	246.5	Race - 2
35	Enzo Scionti		R	1	Drivex		Dallara F320 HWA	246.5	Race - 3
10	Christian Mansell		R	2	Team Motopark		Dallara F320 Spiess	243.7	Race - 1
18	Nazim Azman				CryptoTower Racing Team		Dallara F320 Spiess	243.7	Race - 2
78	Dexter Patterson				Drivex		Dallara F320 HWA	243.7	Race - 2
71	Brad Benavides				Carlin		Dallara F320 Spiess	243.7	Race - 3
52	Jak Crawford		R	3	Team Motopark		Dallara F320 Spiess	243.2	Race - 1
25	Casper Stevenson		R	4	Van Amersfoort Racing		Dallara F320 HWA	243.2	Race - 3
8	Rafael Villagomez				Van Amersfoort Racing		Dallara F320 HWA	243.2	Race - 3
28	Cameron Das				Team Motopark		Dallara F320 Spiess	242.6	Race - 1
21	Josh Mason				Double R Racing		Dallara F320 HWA	242.1	Race - 2
84	Francesco Simonazzi		R	5	BVM Racing		Dallara F320 Spiess	242.1	Race - 3
88	Filip Kaminiarz				CryptoTower Racing Team		Dallara F320 Spiess	241.6	Race - 2
74	Cem Bolukbasi				Van Amersfoort Racing		Dallara F320 HWA	241.6	Race - 2
26	Sebastian Alvarez				Double R Racing		Dallara F320 HWA	241.0	Race - 2
27	Louis Foster				CryptoTower Racing Team		Dallara F320 Spiess	240.0	Race - 1
15	Enzo Trulli		R	6	Carlin		Dallara F320 Spiess	239.4	Race - 3





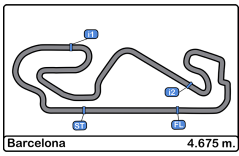
Circuito de Barcelona
Euroformula Open
Race - 3
Lap Chart



LAP

Nr	Pos	Grid	1	2	3	4	5	6	7	8	9	10	11	12	13	14	15	16	17	18
52	1	52	52	52	52	52	52	52	52	52	52	52	52	52	52	52	52	52	52	52
27	2	27	1	1	1	1	1	1	1	1	1	1	1	1	1	1	1	1	1	1
10	3	10	27	27	27	27	27	27	27	27	27	27	27	27	27	27	27	27	27	27
1	4	1	74	74	74	74	74	74	74	74	74	74	74	74	74	74	74	74	74	74
74	5	74	10	10	10	10	10	10	10	10	10	10	10	10	10	10	10	10	10	10
21	6	21	15	15	15	15	15	15	15	15	15	15	15	15	15	15	15	15	15	15
18	7	18	21	21	21	21	21	21	21	21	21	21	21	21	21	21	21	21	21	21
15	8	15	18	18	18	18	18	18	18	18	18	18	18	18	18	18	18	18	18	18
88	9	88	25	25	25	25	25	25	25	25	25	25	25	25	25	25	25	25	25	25
25	10	25	26	26	26	26	26	26	26	26	26	26	26	26	26	26	26	26	26	26
71	11	71	71	78	78	78	78	78	8	8	8	8	8	8	8	8	8	8	8	8
26	12	26	78	88	88	8	8	8	78	78	78	78	78	78	78	78	35	35	35	35
8	13	8	88	8	8	88	35	35	35	35	35	35	35	35	35	78	78	78	78	78
84	14	84	35	35	35	35	84	84	84	84	71	71	71	71	71	71	71	71	71	71
35	15	35	8	84	84	84	71	71	71	71	84	84	84	84	84	84	84	84	84	84
78	16	78	84	71	71	71	88	88	88	88	88	88	88	88	88	88	88	88	88	88

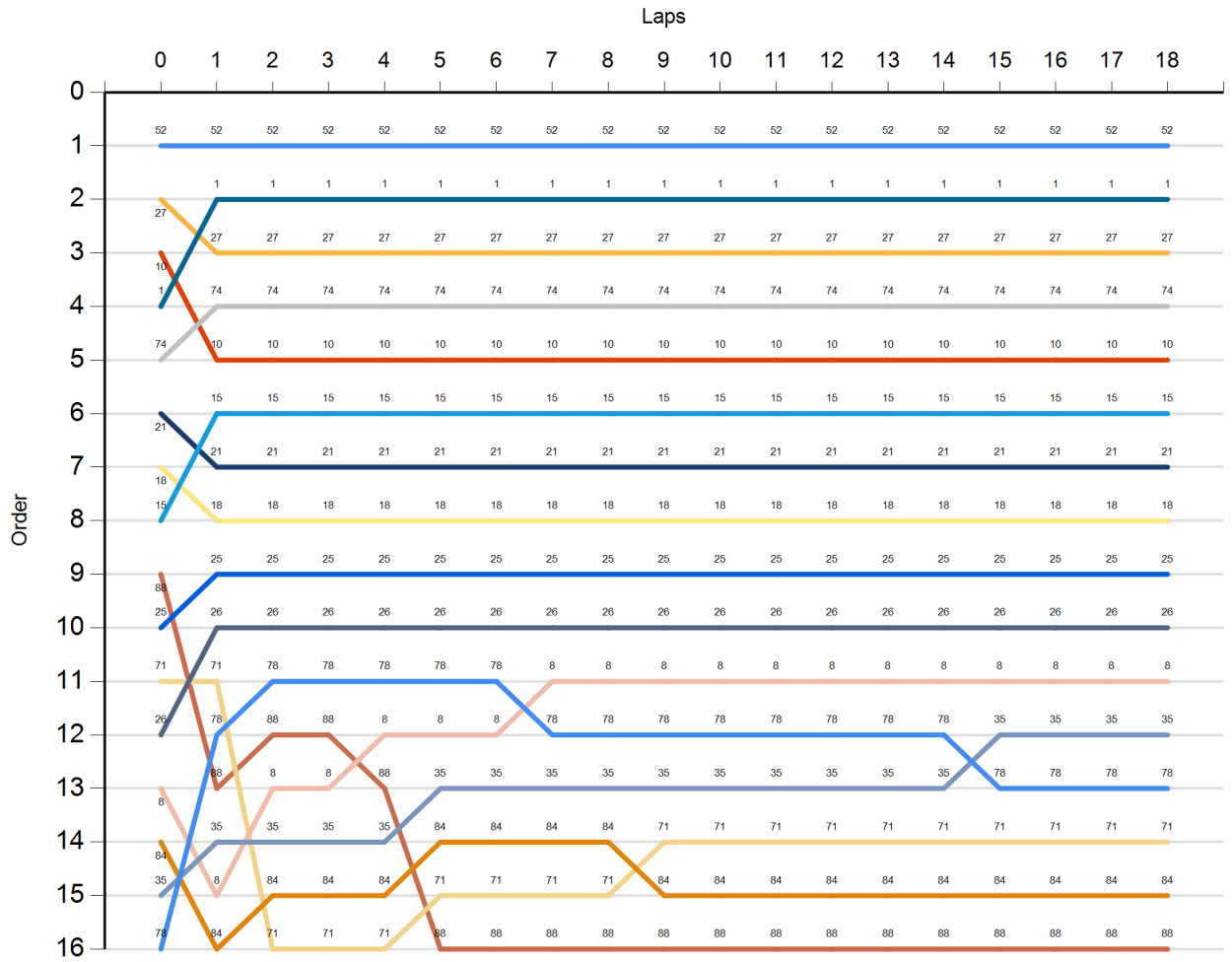


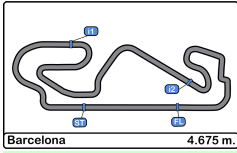


Circuit de Barcelona
Euroformula Open
Race - 3
Graphic Lap Chart



- 52
- 27
- 10
- 1
- 74
- 21
- 18
- 15
- 88
- 25
- 71
- 26
- 8
- 84
- 35
- 78



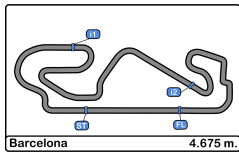


Circuit de Barcelona
Euroformula Open
Race - 3
Pit Stop Analysis

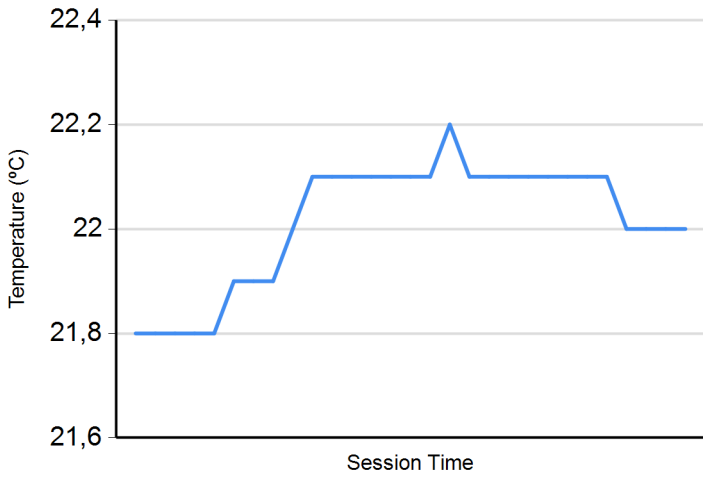


Nr.	In Day Time	Driver	Nat	Cat	Team	Nat	Vehicle	In Time	Stop N°	Pit Time	Handicap	Penalty
-----	-------------	--------	-----	-----	------	-----	---------	---------	---------	----------	----------	---------

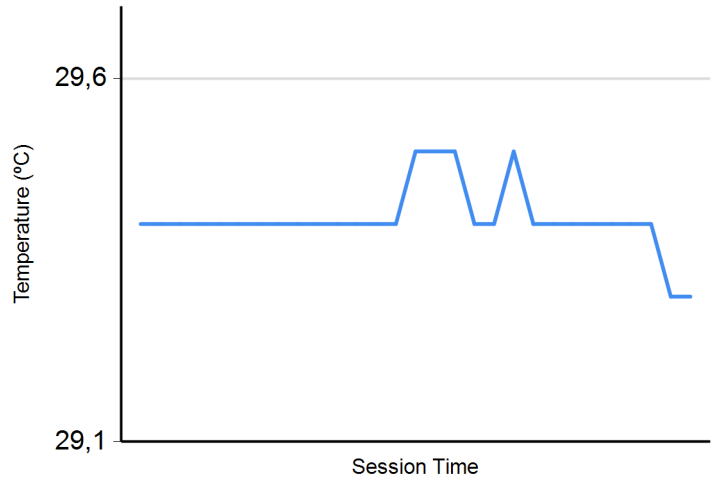




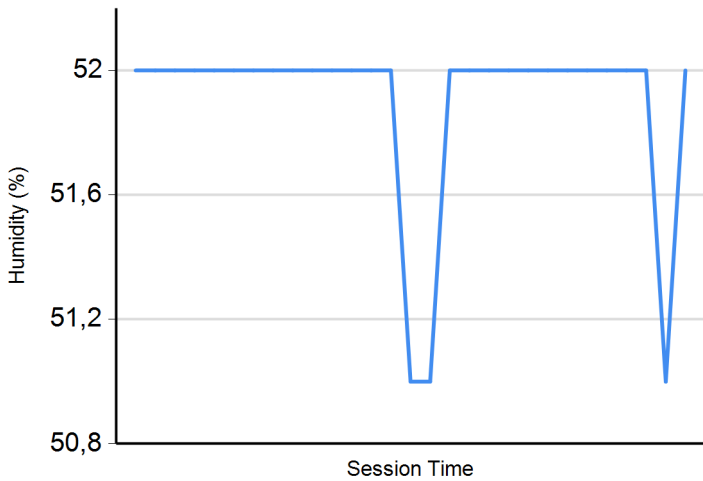
Air Temperature



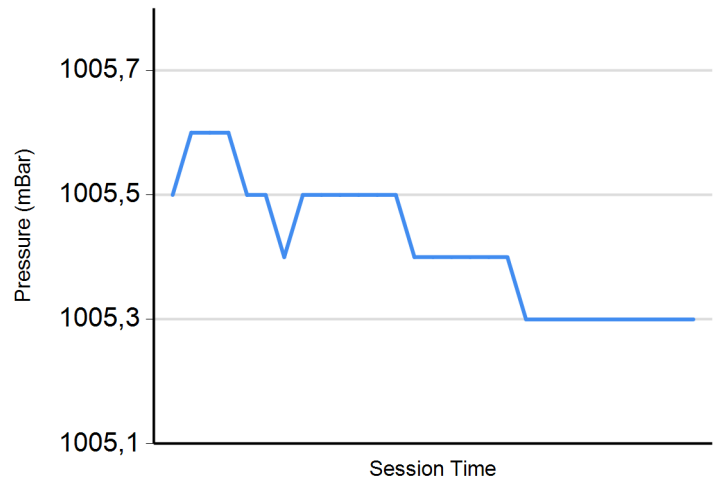
Track Temperature



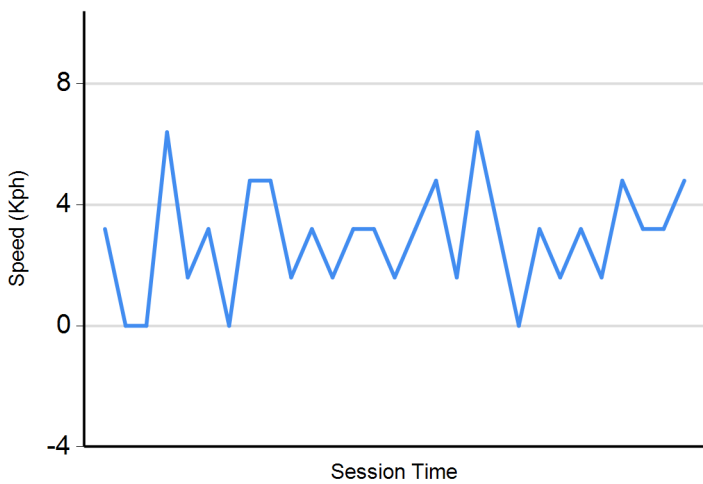
Humidity



Pressure



Wind Speed



Wind direction

North = 0°/360° Est = 90° South = 180° West = 270°

