



**Hungaroring**  
**Euroformula Open**  
**Free Practice - 1**  
**Provisional Results**



Clas	Nº	Driver	Nat	Cat	Clas	Team	Nat	Vehicle	Laps	Best	Time	Gap	Interval	Km/h
1	69	Vladislav Lomko		R	1	Cryptotower Racing Team		Dallara F320 Spiess	16	14	1:35.720			164.7
2	96	Oliver Goethe				Team Motopark		Dallara F320 Spiess	18	11	1:35.807	0.087	0.087	164.6
3	12	Ayrton Simmons				Drivex		Dallara F320 HWA	17	16	1:36.194	0.474	0.387	163.9
4	71	Christian Mansell				Cryptotower Racing Team		Dallara F320 Spiess	16	15	1:36.272	0.552	0.078	163.8
5	24	Alex García		R	2	Team Motopark		Dallara F320 Spiess	17	15	1:36.361	0.641	0.089	163.6
6	78	Frederick Lubin				Team Motopark		Dallara F320 Spiess	18	15	1:36.716	0.996	0.355	163.0
7	21	Josh Mason				Cryptotower Racing Team		Dallara F320 Spiess	21	12	1:36.854	1.134	0.138	162.8
8	63	Benjamin Berta				Drivex		Dallara F320 HWA	18	11	1:36.862	1.142	0.008	162.8
9	84	Francesco Simonazzi		R	3	BVM Racing		Dallara F320 Spiess	2	2	2:30.172	54.452	53.310	105.0

**\* PENALTIES**

CAR 24 TIME 1:39.037 DELETED TRACK LIMITS AT T 11

CAR 24 TIME 1:37.593 DELETED TRACK LIMITS AT T 11

Published at:.....

Track Temp: **33.2 °C** Air Temp: **24.3 °C** Humidity: **45 %** Track Status: **DRY**

**Stewards:**

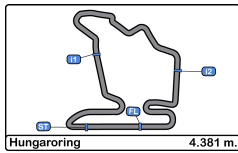
**Race Director:**

Neus Santamaría  
 Sanromà  
 DPB/I-0036-ESP

**Timekeeper:**

Luis Angel Garcia Nunez  
 JOB/I-0030-ESP





**Hungaroring**  
Euroformula Open  
Free Practice - 1



**Provisional Results by Category**

Clas	Nº	Driver	Nat	Cat	Clas	Team	Nat	Vehicle	Laps	Best	Time	Gap	Interval	Km/h
1	96	Oliver Goethe				Team Motopark		Dallara F320 Spiess	18	11	1:35.807			164.6
2	12	Ayrton Simmons				Drivex		Dallara F320 HWA	17	16	1:36.194	0.387	0.387	163.9
3	71	Christian Mansell				Cryptotower Racing Team		Dallara F320 Spiess	16	15	1:36.272	0.465	0.078	163.8
4	78	Frederick Lubin				Team Motopark		Dallara F320 Spiess	18	15	1:36.716	0.909	0.444	163.0
5	21	Josh Mason				Cryptotower Racing Team		Dallara F320 Spiess	21	12	1:36.854	1.047	0.138	162.8
6	63	Benjamin Berta				Drivex		Dallara F320 HWA	18	11	1:36.862	1.055	0.008	162.8

Rookie														
1	69	Vladislav Lomko		R	1	Cryptotower Racing Team		Dallara F320 Spiess	16	14	1:35.720			164.7
2	24	Alex García		R	2	Team Motopark		Dallara F320 Spiess	17	15	1:36.361	0.641	0.641	163.6
3	84	Francesco Simonazzi		R	3	BVM Racing		Dallara F320 Spiess	2	2	2:30.172	54.452	53.811	105.0

**\* PENALTIES**

CAR 24 TIME 1:39.037 DELETED TRACK LIMITS AT T 11

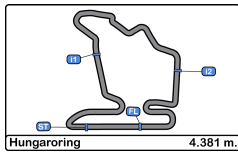
CAR 24 TIME 1:37.593 DELETED TRACK LIMITS AT T 11

Published at:.....

Track Temp: 33.2 °C Air Temp: 24.3 °C Humidity: 45 % Track Status: DRY

Stewards:	Race Director:	Timekeeper:
	Neus Santamaría Sanromà DPB/I-0036-ESP	 Luis Angel García Nuñez JOB/I-0030-ESP





**Hungaroring**  
**Euroformula Open**  
**Free Practice - 1**  
**Lap Analysis**



**12** Ayrton Simmons Dallara F320 HWA **24** Alex Garcia Dallara F320 Spiess

Drivex Rookie Team Motopark

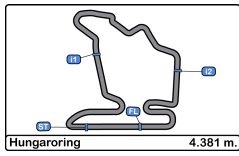
Lap	D	Time	Sector 1	Sector 2	Sector 3	T. Spd	Elapsed	Lap	D	Time	Sector 1	Sector 2	Sector 3	T. Spd	Elapsed
1		12:11:48.333 P	12:10:29.999	40.658	37.676		12:11:48.333	1		12:10:04.187	12:08:56.211	38.837	29.139		12:10:04.187
2		2:22.910 P	1:09.578	38.713	34.619		12:14:11.243	2		1:44.554	38.119	37.002	29.433	203.7	12:11:48.741
3		2:34.751 P	1:17.723	39.269	37.759		12:16:45.994	3		1:40.131	37.081	35.601	27.449	210.5	12:13:28.872
4		7:53.046	6:50.477	35.182	27.387		12:24:39.040	4		<del>4:39.037</del>	36.605	35.295	27.137	214.2	12:15:07.909
5		1:37.790	36.413	34.290	27.087	213.8	12:26:16.830	5		1:58.801 P	40.387	42.564	35.850	206.1	12:17:06.710
6		1:37.135	36.229	33.890	27.016	215.5	12:27:53.965	6		8:13.558	7:09.046	36.758	27.754		12:25:20.268
7		1:37.127	36.205	34.019	26.903	216.0	12:29:31.092	7		1:38.350	36.581	34.656	27.113	213.8	12:26:58.618
8		1:36.912	36.077	34.081	26.754	216.8	12:31:08.004	8		<del>4:37.593</del>	36.368	34.398	26.827	215.1	12:28:36.211
9		1:36.933	36.028	34.071	26.834	217.7	12:32:44.937	9		1:48.841 P	37.000	38.830	33.011	216.8	12:30:25.052
10		1:37.087	36.007	34.287	26.793	217.7	12:34:22.024	10		5:46.158	4:38.916	38.526	28.716		12:36:11.210
11		1:36.663	36.141	33.926	26.596	216.8	12:35:58.687	11		1:39.870	37.552	35.282	27.036	205.7	12:37:51.080
12		1:36.485	36.031	33.773	26.681	216.8	12:37:35.172	12		1:36.537	35.984	34.173	<b>26.380</b>	215.5	12:39:27.617
13		1:36.353	<b>35.916</b>	33.864	26.573	216.8	12:39:11.525	13		1:36.546	<b>35.921</b>	34.034	26.591	216.4	12:41:04.163
14		1:36.395	35.967	33.857	26.571	216.8	12:40:47.920	14		1:56.179	46.771	40.638	28.770	216.8	12:43:00.342
15		1:38.667	35.944	36.109	26.614	216.8	12:42:26.587	15		<b>1:36.361</b>	36.017	<b>33.903</b>	26.441	213.8	12:44:36.703
16		<b>1:36.194</b>	35.974	<b>33.650</b>	<b>26.570</b>	216.8	12:44:02.781	16		1:36.541	35.954	33.984	26.603	216.4	12:46:13.244
17		1:44.331 P	36.356	34.296	33.679	216.0	12:45:47.112	17		1:45.003 P	38.202	35.129	31.672	216.4	12:47:58.247

**21** Josh Mason Dallara F320 Spiess **63** Benjamin Berta Dallara F320 HWA

Cryptotower Racing Team Drivex

Lap	D	Time	Sector 1	Sector 2	Sector 3	T. Spd	Elapsed	Lap	D	Time	Sector 1	Sector 2	Sector 3	T. Spd	Elapsed
1		12:10:16.691 P	12:09:01.190	39.310	36.191		12:10:16.691	1		12:10:30.156 P	12:09:16.903	39.045	34.208		12:10:30.156
2		2:37.218 P	1:24.188	38.545	34.485		12:12:53.909	2		2:33.377 P	1:25.213	35.649	32.515		12:13:03.533
3		2:19.764	1:17.089	35.692	26.983		12:15:13.673	3		2:22.638 P	1:15.045	35.999	31.594		12:15:26.171
4		1:57.512 P	36.689	43.151	37.672	215.1	12:17:11.185	4		10:38.310 P	9:28.548	37.950	31.812		12:26:04.481
5		6:52.569	5:48.639	36.214	27.716		12:24:03.754	5		2:11.247	1:09.473	34.983	26.791		12:28:15.728
6		1:44.233	37.364	37.909	28.960	218.1	12:25:47.987	6		1:37.780	36.466	34.546	26.768	214.2	12:29:53.508
7		1:37.262	36.387	34.186	<b>26.689</b>	214.7	12:27:25.249	7		1:37.759	36.294	34.142	27.323	214.7	12:31:31.267
8		1:37.070	36.149	34.164	26.757	216.0	12:29:02.319	8		1:37.384	36.281	34.199	26.904	214.2	12:33:08.651
9		1:37.121	36.162	33.943	27.016	216.4	12:30:39.440	9		1:36.928	35.989	34.240	26.699	215.5	12:34:45.579
10		1:36.908	36.149	33.992	26.767	216.0	12:32:16.348	10		1:37.131	36.105	34.285	26.741	216.4	12:36:22.710
11		1:37.025	36.164	34.093	26.768	216.0	12:33:53.373	11		<b>1:36.862</b>	36.047	34.122	26.693	215.5	12:37:59.572
12		<b>1:36.854</b>	36.202	<b>33.940</b>	26.712	216.4	12:35:30.227	12		1:36.984	36.048	34.303	26.633	216.8	12:39:36.556
13		1:37.188	36.186	34.157	26.845	216.4	12:37:07.415	13		1:36.959	<b>35.963</b>	34.227	26.769	216.4	12:41:13.515
14		1:37.058	36.185	34.140	26.733	216.0	12:38:44.473	14		1:37.296	36.046	34.481	26.769	216.0	12:42:50.811
15		1:37.010	36.155	34.025	26.830	216.4	12:40:21.483	15		1:37.215	36.326	34.269	26.620	216.0	12:44:28.026
16		1:37.116	36.190	34.095	26.831	216.0	12:41:58.599	16		1:36.887	35.983	34.135	26.769	216.4	12:46:04.913
17		1:36.994	<b>36.100</b>	34.168	26.726	216.4	12:43:35.593	17		1:36.914	36.201	<b>34.102</b>	<b>26.611</b>	215.1	12:47:41.827
18		1:37.007	36.351	33.950	26.706	216.0	12:45:12.600	18		1:41.353 P	36.587	34.234	30.532	215.1	12:49:23.180
19		1:37.123	36.239	34.093	26.791	215.5	12:46:49.723								
20		1:37.184	36.164	34.065	26.955	215.1	12:48:26.907								
21		1:44.225 P	36.333	34.261	33.631	215.1	12:50:11.132								





**Hungaroring**  
**Euroformula Open**  
**Free Practice - 1**  
**Lap Analysis**



**69** Vladislav Lomko Dallara F320 Spiess **78** Frederick Lubin Dallara F320 Spiess  
 Rookie Cryptotower Racing Team Team Motopark

Lap	D	Time	Sector 1	Sector 2	Sector 3	T. Spd	Elapsed	Lap	D	Time	Sector 1	Sector 2	Sector 3	T. Spd	Elapsed
1		12:10:10.233 P	12:08:57.628	38.954	33.651		12:10:10.233	1		12:10:19.173 P	12:09:02.791	40.082	36.300		12:10:19.173
2		2:45.264	1:41.892	36.044	27.328		12:12:55.497	2		4:38.890 P	3:25.252	37.326	36.312		12:14:58.063
3		1:38.929	36.745	34.976	27.208	213.4	12:14:34.426	3		2:29.055 P	1:13.478	39.939	35.638		12:17:27.118
4		1:46.644 P	36.716	34.912	35.016	215.1	12:16:21.070	4		7:10.483 P	5:59.557	38.133	32.793		12:24:37.601
5		7:49.042	6:42.591	38.180	28.271		12:24:10.112	5		3:51.054	2:43.633	38.618	28.803		12:28:28.655
6		1:42.680	37.526	35.420	29.734	206.5	12:25:52.792	6		1:42.321	37.871	36.694	27.756	212.1	12:30:10.976
7		1:37.501	36.390	34.349	26.762	214.7	12:27:30.293	7		1:38.083	36.670	34.599	26.814	214.2	12:31:49.059
8		1:36.695	36.163	33.993	26.539	216.8	12:29:06.988	8		1:37.239	36.277	34.241	26.721	215.5	12:33:26.298
9		1:40.436 P	35.949	33.964	30.523	216.8	12:30:47.424	9		1:36.911	36.128	34.179	26.604	215.5	12:35:03.209
10		6:36.064	5:29.745	38.050	28.269		12:37:23.488	10		1:36.816	36.212	33.993	26.611	216.0	12:36:40.025
11		1:39.367	37.283	35.111	26.973	206.1	12:39:02.855	11		1:36.773	36.072	34.014	26.687	216.0	12:38:16.798
12		1:36.195	36.183	33.721	26.291	215.1	12:40:39.050	12		1:37.092	36.063	34.265	26.764	216.0	12:39:53.890
13		1:35.911	35.729	33.812	26.370	216.0	12:42:14.961	13		1:37.095	36.077	34.228	26.790	215.1	12:41:30.985
14		1:35.720	35.801	33.633	26.286	215.5	12:43:50.681	14		1:36.807	36.210	33.823	26.774	215.5	12:43:07.792
15		1:41.636 P	36.169	34.165	31.302	215.5	12:45:32.317	15		1:36.716	36.175	33.870	26.671	215.1	12:44:44.508
16		4:08.893 P	2:49.661	40.795	38.437		12:49:41.210	16		1:36.942	36.081	34.051	26.810	215.5	12:46:21.450
17								17		1:36.786	36.031	33.987	26.768	215.1	12:47:58.236
18								18		1:48.997 P	40.763	34.560	33.674	214.7	12:49:47.233

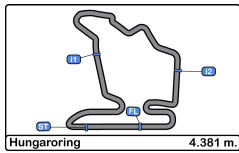
**71** Christian Mansell Dallara F320 Spiess **84** Francesco Simonazzi Dallara F320 Spiess  
 Cryptotower Racing Team Rookie BVM Racing

Lap	D	Time	Sector 1	Sector 2	Sector 3	T. Spd	Elapsed	Lap	D	Time	Sector 1	Sector 2	Sector 3	T. Spd	Elapsed
1		12:10:43.953 P	12:09:28.762	40.985	34.206		12:10:43.953	1		12:10:06.578 P	12:08:49.926	36.774	39.878		12:10:06.578
2		4:52.418	3:41.561	41.076	29.781		12:15:36.371	2		2:30.172 P	1:18.160	34.781	37.231		12:12:36.750
3		1:53.563 P	40.206	39.127	34.230	206.1	12:17:29.934	3			1:19.311	5:40.454			
4		6:33.504	5:29.432	36.331	27.741		12:24:03.438								
5		1:39.014	36.923	34.866	27.225	212.5	12:25:42.452								
6		1:50.925	42.938	40.430	27.557	214.2	12:27:33.377								
7		1:38.245	36.525	34.651	27.069	215.5	12:29:11.622								
8		1:53.132	43.873	40.400	28.859	216.0	12:31:04.754								
9		1:37.987	36.616	34.428	26.943	213.8	12:32:42.741								
10		1:42.194 P	36.422	34.668	31.104	214.7	12:34:24.935								
11		6:40.392	5:28.890	40.412	31.090		12:41:05.327								
12		1:43.637	40.132	36.342	27.163	210.1	12:42:48.964								
13		1:36.859	36.371	33.963	26.525	213.4	12:44:25.823								
14		1:45.316	40.616	37.909	26.791	214.7	12:46:11.139								
15		1:36.272	36.087	33.850	26.335	214.2	12:47:47.411								
16		1:51.726 P	35.993	36.414	39.319	214.7	12:49:39.137								

**96** Oliver Goethe Dallara F320 Spiess  
 Team Motopark

Lap	D	Time	Sector 1	Sector 2	Sector 3	T. Spd	Elapsed	Lap	D	Time	Sector 1	Sector 2	Sector 3	T. Spd	Elapsed
1		12:11:56.208 P	12:10:45.417	38.771	32.020		12:11:56.208	1		12:11:56.208 P	12:10:45.417	38.771	32.020		12:11:56.208
2		3:49.626 P	2:40.639	37.665	31.322		12:15:45.834	2		3:49.626 P	2:40.639	37.665	31.322		12:15:45.834
3		8:30.116	7:25.920	36.554	27.642		12:24:15.950	3		8:30.116	7:25.920	36.554	27.642		12:24:15.950
4		1:42.203	36.371	34.649	31.183	214.7	12:25:58.153	4		1:42.203	36.371	34.649	31.183	214.7	12:25:58.153
5		1:37.715	36.484	34.420	26.811	215.1	12:27:35.868	5		1:37.715	36.484	34.420	26.811	215.1	12:27:35.868
6		1:40.455 P	36.248	34.200	30.007	217.7	12:29:16.323	6		1:40.455 P	36.248	34.200	30.007	217.7	12:29:16.323
7		3:45.734	2:38.036	39.109	28.589		12:33:02.057	7		3:45.734	2:38.036	39.109	28.589		12:33:02.057
8		1:40.730	37.464	35.893	27.373	213.8	12:34:42.787	8		1:40.730	37.464	35.893	27.373	213.8	12:34:42.787
9		1:36.331	36.074	33.764	26.493	215.5	12:36:19.118	9		1:36.331	36.074	33.764	26.493	215.5	12:36:19.118
10		1:35.874	35.884	33.636	26.354	217.3	12:37:54.992	10		1:35.874	35.884	33.636	26.354	217.3	12:37:54.992
11		1:35.807	35.837	33.547	26.423	218.1	12:39:30.799	11		1:35.807	35.837	33.547	26.423	218.1	12:39:30.799
12		1:35.980	35.764	33.744	26.472	218.1	12:41:06.779	12		1:35.980	35.764	33.744	26.472	218.1	12:41:06.779
13		1:36.331	36.232	33.732	26.367	219.0	12:42:43.110	13		1:36.331	36.232	33.732	26.367	219.0	12:42:43.110
14		1:36.100	35.782	33.497	26.821	216.8	12:44:19.210	14		1:36.100	35.782	33.497	26.821	216.8	12:44:19.210
15		1:35.988	35.956	33.500	26.532	216.4	12:45:55.198	15		1:35.988	35.956	33.500	26.532	216.4	12:45:55.198
16		1:35.878	35.827	33.578	26.473	216.0	12:47:31.076	16		1:35.878	35.827	33.578	26.473	216.0	12:47:31.076
17		1:35.971	35.941	33.561	26.469	215.5	12:49:07.047	17		1:35.971	35.941	33.561	26.469	215.5	12:49:07.047
18		1:40.094 P	35.927	33.720	30.447	216.4	12:50:47.141	18		1:40.094 P	35.927	33.720	30.447	216.4	12:50:47.141



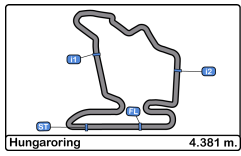


**Hungaroring**  
**Euroformula Open**  
**Free Practice - 1**  
**Best Sectors Results**



Sector - 1			Sector - 2			Sector - 3			Ideal Lap vs Best Lap						
Clas	Nº	Driver	Time	Nº	Driver	Time	Nº	Driver	Time	Clas	Nº	Driver	Ideal Lap	Best Lap	Clas
1	69	Vladislav Lomko	35.729	96	Oliver Goethe	33.497	69	Vladislav Lomko	26.286	1	96	Oliver Goethe	1:35.615	1:35.807	2
2	96	Oliver Goethe	35.764	69	Vladislav Lomko	33.633	71	Christian Mansell	26.335	2	69	Vladislav Lomko	1:35.648	1:35.720	1
3	12	Ayrton Simmons	35.916	12	Ayrton Simmons	33.650	96	Oliver Goethe	26.354	3	12	Ayrton Simmons	1:36.136	1:36.194	3
4	24	Alex García	35.921	78	Frederick Lubin	33.823	24	Alex García	26.380	4	71	Christian Mansell	1:36.178	1:36.272	4
5	63	Benjamin Berta	35.963	71	Christian Mansell	33.850	12	Ayrton Simmons	26.570	5	24	Alex García	1:36.204	1:36.361	5
6	71	Christian Mansell	35.993	24	Alex García	33.903	78	Frederick Lubin	26.604	6	78	Frederick Lubin	1:36.458	1:36.716	6
7	78	Frederick Lubin	36.031	21	Josh Mason	33.940	63	Benjamin Berta	26.611	7	63	Benjamin Berta	1:36.676	1:36.862	8
8	21	Josh Mason	36.100	63	Benjamin Berta	34.102	21	Josh Mason	26.689	8	21	Josh Mason	1:36.729	1:36.854	7
9	84	Francesco Simonazzi	1:18.160	84	Francesco Simonazzi	34.781	84	Francesco Simonazzi	37.231	9	84	Francesco Simonazzi	2:30.172	2:30.172	9



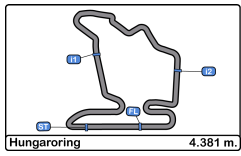


**Hungaroring**  
**Euroformula Open**  
**Free Practice - 1**  
**Best 5 Lap Times**



Cls	N°	Driver	Nat	Cat	Cls	Team	Nat	Vehicle	Best 1		Best 2		Best 3		Best 4		Best 5		
									Time	Lap	Time	Lap	Time	Lap	Time	Lap	Time	Lap	
1	69	Vladislav Lomko		FIN	R	1	Cryptotower Racing Team		Dallara F320 Spiess	<b>1:35.720</b>	14	1:35.911	13	1:36.195	12	1:36.695	8	1:37.501	7
2	96	Oliver Goethe		DNK			Team Motopark		Dallara F320 Spiess	<b>1:35.807</b>	11	1:35.874	10	1:35.878	16	1:35.971	17	1:35.980	12
3	12	Ayrton Simmons		GBR			Drivex		Dallara F320 HWA	<b>1:36.194</b>	16	1:36.353	13	1:36.395	14	1:36.485	12	1:36.663	11
4	71	Christian Mansell		AUS			Cryptotower Racing Team		Dallara F320 Spiess	<b>1:36.272</b>	15	1:36.859	13	1:37.987	9	1:38.245	7	1:39.014	5
5	24	Alex Garcia		MEX	R	2	Team Motopark		Dallara F320 Spiess	<b>1:36.361</b>	15	1:36.537	12	1:36.541	16	1:36.546	13	1:38.350	7
6	78	Frederick Lubin		GBR			Team Motopark		Dallara F320 Spiess	<b>1:36.716</b>	15	1:36.773	11	1:36.786	17	1:36.807	14	1:36.816	10
7	21	Josh Mason		GBR			Cryptotower Racing Team		Dallara F320 Spiess	<b>1:36.854</b>	12	1:36.908	10	1:36.994	17	1:37.007	18	1:37.010	15
8	63	Benjamin Berta		HUN			Drivex		Dallara F320 HWA	<b>1:36.862</b>	11	1:36.887	16	1:36.914	17	1:36.928	9	1:36.959	13
9	84	Francesco		ITA	R	3	BVM Racing		Dallara F320 Spiess	<b>2:30.172</b>	2								





**Hungaroring**  
**Euroformula Open**  
**Free Practice - 1**  
**Best 5 Top Speeds**



Clas	Nº	Driver	Nat	Cat	Cls	Team	Nat	Vehicle	Top 1		Top 2		Top 3		Top 4		Top 5		Avg
									Km/h	Lap	Km/h	Lap	Km/h	Lap	Km/h	Lap	Km/h	Lap	
1	96	Oliver Goethe				Team Motopark		Dallara F320 Spiess	219.0	13	218.1	11	218.1	12	217.7	6	217.3	10	218.0
2	21	Josh Mason				Cryptotower Racing Team		Dallara F320 Spiess	218.1	6	216.4	9	216.4	12	216.4	13	216.4	15	216.7
3	12	Ayrton Simmons				Drivex		Dallara F320 HWA	217.7	9	217.7	10	216.8	8	216.8	11	216.8	12	217.2
4	24	Alex García		R	1	Team Motopark		Dallara F320 Spiess	216.8	9	216.8	14	216.4	13	216.4	16	216.4	17	216.6
5	63	Benjamin Berta				Drivex		Dallara F320 HWA	216.8	12	216.4	10	216.4	13	216.4	16	216.0	14	216.4
6	69	Vladislav Lomko		R	2	Cryptotower Racing Team		Dallara F320 Spiess	216.8	8	216.8	9	216.0	13	215.5	14	215.5	15	216.1
7	71	Christian Mansell				Cryptotower Racing Team		Dallara F320 Spiess	216.0	8	215.5	7	214.7	10	214.7	14	214.7	16	215.1
8	78	Frederick Lubin				Team Motopark		Dallara F320 Spiess	216.0	10	216.0	11	216.0	12	215.5	8	215.5	9	215.8





**Hungaroring**  
**Euroformula Open**  
**Free Practice - 1**  
**Fastest Laps Sequence**



Lap	Time of Day	Session Time	Nº	Driver	Nat	Cat	Team	Nat	Vehicle	Time	Km/h
2	12:11:48.741	3:48.741	24	Alex Garcia	MEX	R	Team Motopark	DEU	Dallara F320 Spiess	1:44.554	150.8
3	12:13:28.872	5:28.872	24	Alex Garcia	MEX	R	Team Motopark	DEU	Dallara F320 Spiess	1:40.131	157.5
3	12:14:34.426	6:34.426	69	Vladislav Lomko	FRA	R	Cryptotower Racing Team	JPN	Dallara F320 Spiess	1:38.929	159.4
5	12:26:16.830	18:16.830	12	Ayrton Simmons	GBR		Drivex	ESP	Dallara F320 HWA	1:37.790	161.2
7	12:27:25.249	19:25.249	21	Josh Mason	GBR		Cryptotower Racing Team	JPN	Dallara F320 Spiess	1:37.262	162.1
6	12:27:53.965	19:53.965	12	Ayrton Simmons	GBR		Drivex	ESP	Dallara F320 HWA	1:37.135	162.3
8	12:29:02.319	21:02.319	21	Josh Mason	GBR		Cryptotower Racing Team	JPN	Dallara F320 Spiess	1:37.070	162.4
8	12:29:06.988	21:06.988	69	Vladislav Lomko	FRA	R	Cryptotower Racing Team	JPN	Dallara F320 Spiess	1:36.695	163.1
11	12:35:58.687	27:58.687	12	Ayrton Simmons	GBR		Drivex	ESP	Dallara F320 HWA	1:36.663	163.1
9	12:36:19.118	28:19.118	96	Oliver Goethe	DNK		Team Motopark	DEU	Dallara F320 Spiess	1:36.331	163.7
10	12:37:54.992	29:54.992	96	Oliver Goethe	DNK		Team Motopark	DEU	Dallara F320 Spiess	1:35.874	164.5
11	12:39:30.799	31:30.799	96	Oliver Goethe	DNK		Team Motopark	DEU	Dallara F320 Spiess	1:35.807	164.6
14	12:43:50.681	35:50.681	69	Vladislav Lomko	FRA	R	Cryptotower Racing Team	JPN	Dallara F320 Spiess	1:35.720	164.7





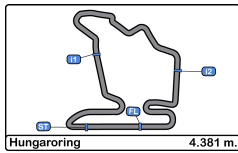


**Hungaroring**  
**Euroformula Open**  
**Free Practice - 1**  
**Event Best Maximum Speed**



Nº	Driver	Nat	Cat	Clas	Team	Nat	Vehicle	Km/h	Session
84	Francesco Simonazzi		ITA	R 1	BVM Racing		Dallara F320 Spiess	223.1	Private test - 2
63	Benjamin Berta		HUN		Drivex		Dallara F320 HWA	220.4	Private test - 1
96	Oliver Goethe		DNK		Team Motopark		Dallara F320 Spiess	220.4	Private test - 3
69	Vladislav Lomko		FRA	R 2	Cryptotower Racing Team		Dallara F320 Spiess	219.9	Private test - 1
24	Alex García		MEX	R 3	Team Motopark		Dallara F320 Spiess	219.9	Private test - 3
71	Christian Mansell		AUS		Cryptotower Racing Team		Dallara F320 Spiess	219.5	Private test - 3
21	Josh Mason		GBR		Cryptotower Racing Team		Dallara F320 Spiess	219.0	Private test - 3
12	Ayrton Simmons		GBR		Drivex		Dallara F320 HWA	218.6	Private test - 1
78	Frederick Lubin		GBR		Team Motopark		Dallara F320 Spiess	218.1	Private test - 3
7	Vladimir Netušil		CZE		Effective Racing		Dallara F320 HWA	216.4	Private test - 3





**Hungaroring**  
Euroformula Open  
Free Practice - 1  
Pit Stop Analysis



**12** Ayrton Simmons Dallara F320 HWA

Drivex

Nº	In Day Time	In Time	Out Time	Pit Time	T. Pit Time	Handicap	Diff.
1	12:11:45.704	12:11:45.704	12:12:10.935	25.231	25.231		
2	12:14:08.755	12:14:08.755	12:14:33.299	24.544	49.775		
3	12:16:43.499	12:16:43.499	12:22:49.528	6:06.029	6:55.804		

**21** Josh Mason Dallara F320 Spiess

Cryptotower Racing Team

Nº	In Day Time	In Time	Out Time	Pit Time	T. Pit Time	Handicap	Diff.
1	12:10:13.524	12:10:13.524	12:10:45.271	31.747	31.747		
2	12:12:50.601	12:12:50.601	12:13:20.015	29.414	1:01.161		
3	12:17:08.434	12:17:08.434	12:22:22.486	5:14.052	6:15.213		

**24** Alex Garcia Dallara F320 Spiess

Rookie Team Motopark

Nº	In Day Time	In Time	Out Time	Pit Time	T. Pit Time	Handicap	Diff.
1	12:17:03.970	12:17:03.970	12:23:38.116	6:34.146	6:34.146		
2	12:30:22.562	12:30:22.562	12:34:22.311	3:59.749	10:33.895		

**63** Benjamin Berta Dallara F320 HWA

Drivex

Nº	In Day Time	In Time	Out Time	Pit Time	T. Pit Time	Handicap	Diff.
1	12:10:27.568	12:10:27.568	12:10:55.360	27.792	27.792		
2	12:13:01.052	12:13:01.052	12:13:28.134	27.082	54.874		
3	12:15:23.701	12:15:23.701	12:24:16.695	8:52.994	9:47.868		
4	12:26:01.973	12:26:01.973	12:26:26.733	24.760	10:12.628		

**69** Vladislav Lomko Dallara F320 Spiess

Rookie Cryptotower Racing Team

Nº	In Day Time	In Time	Out Time	Pit Time	T. Pit Time	Handicap	Diff.
1	12:10:07.571	12:10:07.571	12:11:15.454	1:07.883	1:07.883		
2	12:16:18.327	12:16:18.327	12:22:24.814	6:06.487	7:14.370		
3	12:30:44.934	12:30:44.934	12:35:39.041	4:54.107	12:08.477		
4	12:45:29.563	12:45:29.563	12:47:27.678	1:58.115	14:06.592		

**71** Christian Mansell Dallara F320 Spiess

Cryptotower Racing Team

Nº	In Day Time	In Time	Out Time	Pit Time	T. Pit Time	Handicap	Diff.
1	12:10:41.333	12:10:41.333	12:13:47.933	3:06.600	3:06.600		
2	12:17:26.923	12:17:26.923	12:22:21.309	4:54.386	8:00.986		
3	12:34:22.138	12:34:22.138	12:39:13.139	4:51.001	12:51.987		

**78** Frederick Lubin Dallara F320 Spiess

Team Motopark

Nº	In Day Time	In Time	Out Time	Pit Time	T. Pit Time	Handicap	Diff.
1	12:10:16.321	12:10:16.321	12:13:05.839	2:49.518	2:49.518		
2	12:14:55.177	12:14:55.177	12:15:21.750	26.573	3:16.091		
3	12:17:24.492	12:17:24.492	12:22:33.342	5:08.850	8:24.941		
4	12:24:35.151	12:24:35.151	12:26:40.473	2:05.322	10:30.263		

**84** Francesco Simonazzi Dallara F320 Spiess

Rookie BVM Racing

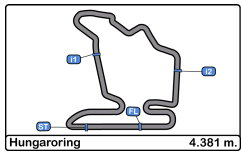
Nº	In Day Time	In Time	Out Time	Pit Time	T. Pit Time	Handicap	Diff.
1	12:10:03.961	12:10:03.961	12:10:32.482	28.521	28.521		
2	12:12:33.973	12:12:33.973	12:13:02.608	28.635	57.156		

**96** Oliver Goethe Dallara F320 Spiess

Team Motopark

Nº	In Day Time	In Time	Out Time	Pit Time	T. Pit Time	Handicap	Diff.
1	12:11:53.533	12:11:53.533	12:13:41.500	1:47.967	1:47.967		
2	12:15:43.065	12:15:43.065	12:22:18.362	6:35.297	8:23.264		
3	12:29:13.786	12:29:13.786	12:31:14.450	2:00.664	10:23.928		

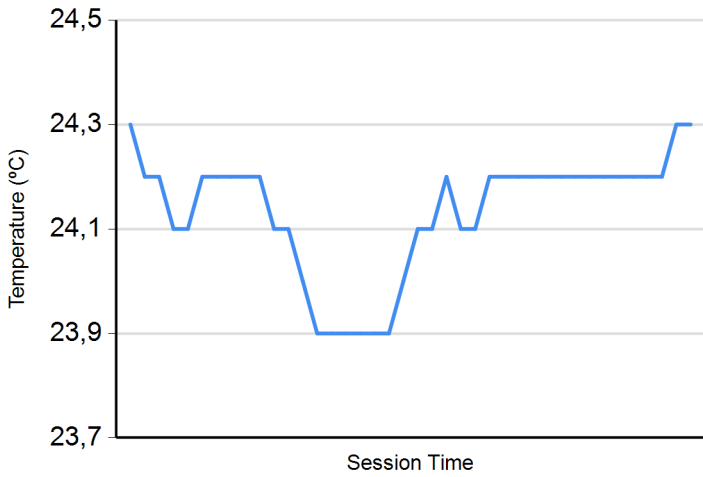




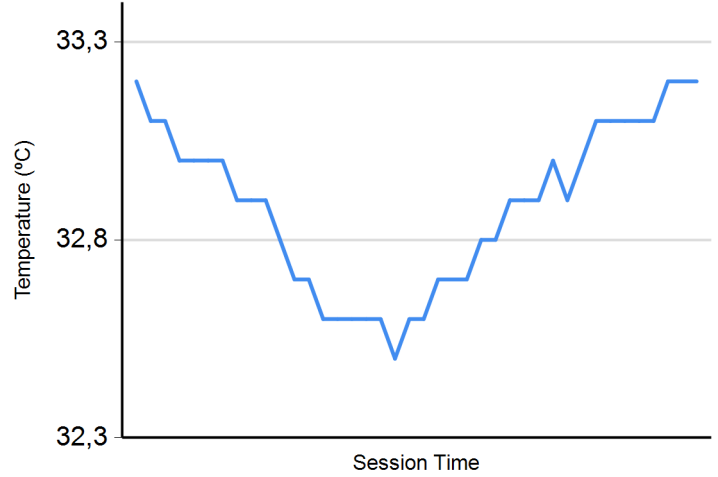
**Hungaroring**  
**Euroformula Open**  
**Free Practice - 1**  
**Weather Report**



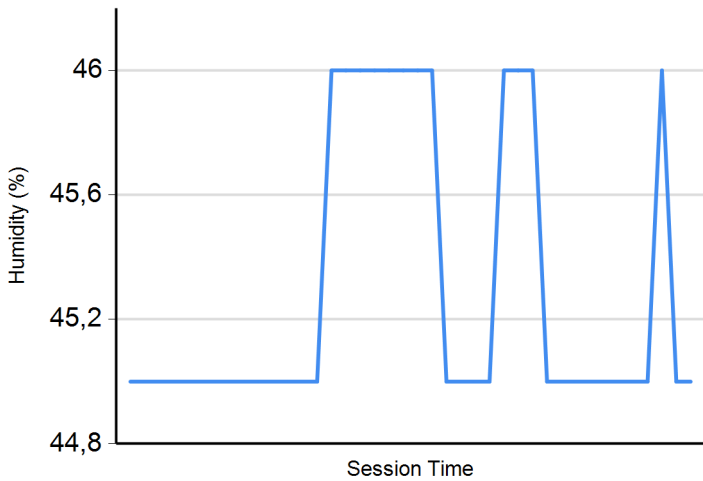
**Air Temperature**



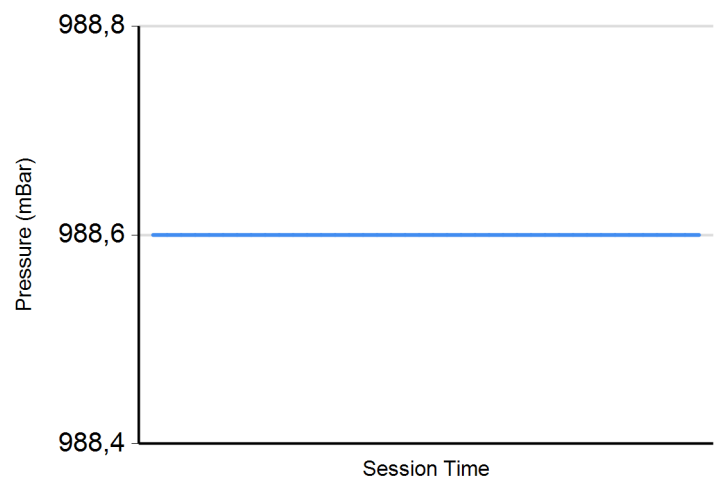
**Track Temperature**



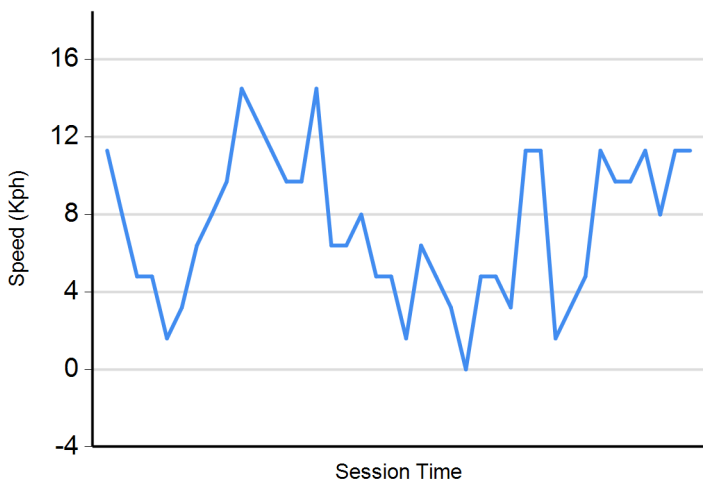
**Humidity**



**Pressure**



**Wind Speed**



**Wind direction**

