

Hungaroring
Euroformula Open
Free Practice - 2
Provisional Results



Clas	Nº	Driver	Nat	Cat	Clas	Team	Nat	Vehicle	Laps	Best	Time	Gap	Interval	Km/h
1	69	Vladislav Lomko		R	1	Cryptotower Racing Team		Dallara F320 Spiess	15	14	1:34.601			166.7
2	96	Oliver Goethe				Team Motopark		Dallara F320 Spiess	13	12	1:34.710	0.109	0.109	166.5
3	71	Christian Mansell				Cryptotower Racing Team		Dallara F320 Spiess	11	10	1:35.126	0.525	0.416	165.7
4	78	Frederick Lubin				Team Motopark		Dallara F320 Spiess	15	14	1:35.256	0.655	0.130	165.5
5	12	Ayrton Simmons				Drivex		Dallara F320 HWA	13	11	1:35.600	0.999	0.344	164.9
6	63	Benjamin Berta				Drivex		Dallara F320 HWA	17	15	1:35.732	1.131	0.132	164.7
7	24	Alex García		R	2	Team Motopark		Dallara F320 Spiess	8	7	1:36.020	1.419	0.288	164.2
8	21	Josh Mason				Cryptotower Racing Team		Dallara F320 Spiess	19	17	1:36.068	1.467	0.048	164.1
9	84	Francesco Simonazzi		R	3	BVM Racing		Dallara F320 Spiess	20	10	1:36.845	2.244	0.777	162.8
10	7	Vladimir Netušil				Effective Racing		Dallara F320 HWA	15	14	1:39.268	4.667	2.423	158.8

*** PENALTIES**

- CAR 63 TIME 1:37.044 DELETED TRACK LIMITS AT T 4
- CAR 63 TIME 1:36.871 DELETED TRACK LIMITS AT T 5
- CAR 84 TIME 1:37.093 DELETED TRACK LIMITS AT T 11
- CAR 84 TIME 1:37.247 DELETED TRACK LIMITS AT T 5
- CAR 84 TIME 1:36.650 DELETED TRACK LIMITS AT T 5 AND 11
- CAR 21 TIME 1:38.505 DELETED TRACK LIMITS AT T 5
- CAR 78 TIME 1:37.579 DELETED TRACK LIMITS AT T 11
- CAR 84 TIME 1:36.575 DELETED TRACK LIMITS AT T 11 + BEST LAP DELETED FOR ABUSING TRACK LIMITS
- CAR 12 TIME 1:36.647 DELETED TRACK LIMITS AT T 11
- CAR 96 TIME 1:44.509 DELETED TRACK LIMITS AT T 11
- CAR 63 TIME 1:35.935 DELETED TRACK LIMITS AT T 5
- CAR 24 TIME 1:37.383 DELETED TRACK LIMITS AT T 14
- CAR 84 TIME 1:35.600 DELETED TRACK LIMITS AT T 4
- CAR 21 TIME 1:39.206 DELETED TRACK LIMITS AT T 5
- CAR 12 TIME 1:35.613 DELETED TRACK LIMITS AT T 5
- CAR 84 TIME 1:35.481 DELETED TRACK LIMITS AT T 84
- CAR 21 TIME 1:35.565 DELETED TRACK LIMITS AT T 5

Published at:.....

Track Temp: **33.6 °C** Air Temp: **25.3 °C** Humidity: **41 %** Track Status: **DRY**

Stewards:

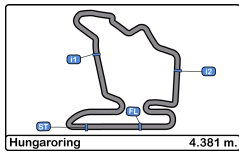
Race Director:

Neus Santamaría
 Sanromà
 DPB/I-0036-ESP

Timekeeper:

Luis Angel Garcia Nunez
 JOB/I-0030-ESP





Hungaroring
Euroformula Open
Free Practice - 2
Provisional Results by Category



Clas	Nº	Driver	Nat	Cat	Clas	Team	Nat	Vehicle	Laps	Best	Time	Gap	Interval	Km/h
1	96	Oliver Goethe				Team Motopark		Dallara F320 Spiess	13	12	1:34.710			166.5
2	71	Christian Mansell				Cryptotower Racing Team		Dallara F320 Spiess	11	10	1:35.126	0.416	0.416	165.7
3	78	Frederick Lubin				Team Motopark		Dallara F320 Spiess	15	14	1:35.256	0.546	0.130	165.5
4	12	Ayrton Simmons				Drivex		Dallara F320 HWA	13	11	1:35.600	0.890	0.344	164.9
5	63	Benjamin Berta				Drivex		Dallara F320 HWA	17	15	1:35.732	1.022	0.132	164.7
6	21	Josh Mason				Cryptotower Racing Team		Dallara F320 Spiess	19	17	1:36.068	1.358	0.336	164.1
7	7	Vladimir Netušil				Effective Racing		Dallara F320 HWA	15	14	1:39.268	4.558	3.200	158.8

Rookie														
1	69	Vladislav Lomko		R	1	Cryptotower Racing Team		Dallara F320 Spiess	15	14	1:34.601			166.7
2	24	Alex García		R	2	Team Motopark		Dallara F320 Spiess	8	7	1:36.020	1.419	1.419	164.2
3	84	Francesco Simonazzi		R	3	BVM Racing		Dallara F320 Spiess	20	10	1:36.845	2.244	0.825	162.8

*** PENALTIES**

- CAR 63 TIME 1:37.044 DELETED TRACK LIMITS AT T 4
- CAR 63 TIME 1:36.871 DELETED TRACK LIMITS AT T 5
- CAR 84 TIME 1:37.093 DELETED TRACK LIMITS AT T 11
- CAR 84 TIME 1:37.247 DELETED TRACK LIMITS AT T 5
- CAR 84 TIME 1:36.650 DELETED TRACK LIMITS AT T 5 AND 11
- CAR 21 TIME 1:38.505 DELETED TRACK LIMITS AT T 5
- CAR 78 TIME 1:37.579 DELETED TRACK LIMITS AT T 11
- CAR 84 TIME 1:36.575 DELETED TRACK LIMITS AT T 11 + BEST LAP DELETED FOR ABUSING TRACK LIMITS
- CAR 12 TIME 1:36.647 DELETED TRACK LIMITS AT T 11
- CAR 96 TIME 1:44.509 DELETED TRACK LIMITS AT T 11
- CAR 63 TIME 1:35.935 DELETED TRACK LIMITS AT T 5
- CAR 24 TIME 1:37.383 DELETED TRACK LIMITS AT T 14
- CAR 84 TIME 1:35.600 DELETED TRACK LIMITS AT T 4
- CAR 21 TIME 1:39.206 DELETED TRACK LIMITS AT T 5
- CAR 12 TIME 1:35.613 DELETED TRACK LIMITS AT T 5
- CAR 84 TIME 1:35.481 DELETED TRACK LIMITS AT T 84
- CAR 21 TIME 1:35.565 DELETED TRACK LIMITS AT T 5

Published at:.....

Track Temp: 33.6 °C Air Temp: 25.3 °C Humidity: 41 % Track Status: DRY

Stewards:	Race Director:	Timekeeper:
	Neus Santamaría Sanromà DPB/I-0036-ESP	 Luis Angel Garcia Nunez JOB/I-0030-ESP





Hungaroring
Euroformula Open
Free Practice - 2
Lap Analysis



7 Vladimir Netušil Dallara F320 HWA 24 Alex Garcia Dallara F320 Spiess

Effective Racing							Rookie							Team Motopark									
Lap	D	Time	Sector 1	Sector 2	Sector 3	T. Spd	Elapsed	Lap	D	Time	Sector 1	Sector 2	Sector 3	T. Spd	Elapsed	Lap	D	Time	Sector 1	Sector 2	Sector 3	T. Spd	Elapsed
1		17:13:13.972	17:12:03.547	40.623	29.802		17:13:13.972	1		17:40:15.019	17:39:08.189	37.751	29.079		17:40:15.019								
2		1:47.375	39.237	39.316	28.822	211.3	17:15:01.347	2		1:50.706	39.498	41.565	29.643	201.1	17:42:05.725								
3		1:43.807	38.324	37.394	28.089	211.7	17:16:45.154	3		1:37.383	36.434	34.281	26.668	212.5	17:43:43.108								
4		1:41.751	37.842	36.086	27.823	214.2	17:18:26.905	4		1:36.502	36.210	33.734	26.558	213.8	17:45:19.610								
5		1:40.818	37.208	36.068	27.542	213.0	17:20:07.723	5		1:40.675	37.706	35.811	27.158	217.7	17:47:00.285								
6		1:40.678	37.158	36.050	27.470	213.4	17:21:48.401	6		1:36.219	35.943	33.779	26.497	214.2	17:48:36.504								
7		1:40.202	37.207	35.440	27.555	213.4	17:23:28.603	7		1:36.020	35.884	33.820	26.316	215.5	17:50:12.524								
8		1:39.608	36.909	35.246	27.453	213.4	17:25:08.211	8		1:46.341 P	37.446	36.886	32.009	214.7	17:51:58.865								

63 Benjamin Berta Dallara F320 HWA

Drivex

Lap	D	Time	Sector 1	Sector 2	Sector 3	T. Spd	Elapsed
1		17:13:35.095	17:12:26.883	39.277	28.935		17:13:35.095
2		1:41.640	37.527	36.854	27.259	213.4	17:15:16.735
3		1:37.948	36.419	34.680	26.849	216.4	17:16:54.683
4		1:37.044	36.099	34.266	26.679	216.0	17:18:31.727
5		1:37.017	36.010	34.414	26.593	216.8	17:20:08.744
6		1:46.302	36.470	40.026	29.806	215.5	17:21:55.046
7		1:37.162	36.106	34.095	26.961	213.4	17:23:32.208
8		1:36.874	36.064	34.121	26.686	213.8	17:25:09.079
9		1:40.955 P	36.085	34.317	30.553	216.0	17:26:50.034
10		11:44.044	10:38.081	37.838	28.125		17:38:34.078
11		1:43.620	37.561	35.844	30.215	208.8	17:40:17.698
12		1:36.966	36.287	34.105	26.574	212.1	17:41:54.664
13		1:36.204	36.016	33.793	26.395	214.2	17:43:30.868
14		1:36.035	35.933	33.717	26.285	214.2	17:45:06.803
15		1:35.732	35.842	33.594	26.296	214.2	17:46:42.535
16		1:35.939	35.808	33.837	26.294	214.2	17:48:18.474
17		1:40.566 P	36.104	34.558	29.904	215.1	17:49:59.040

12 Ayrton Simons Dallara F320 HWA

Drivex

Lap	D	Time	Sector 1	Sector 2	Sector 3	T. Spd	Elapsed
1		17:17:58.617 P	17:16:45.156	38.735	34.726		17:17:58.617
2		2:25.058 P	1:12.495	36.855	35.708		17:20:23.675
3		2:20.952 P	1:09.132	37.424	34.396		17:22:44.627
4		6:59.493	5:46.725	42.952	29.816		17:29:44.120
5		1:45.295	39.356	37.518	28.421	199.2	17:31:29.415
6		1:36.647	36.340	33.727	26.580	213.4	17:33:06.062
7		1:35.690	35.999	33.335	26.356	214.7	17:34:41.752
8		1:44.025 P	36.540	34.805	32.680	215.5	17:36:25.777
9		9:54.521	8:45.954	39.185	29.382		17:46:20.298
10		1:45.643	39.670	37.550	28.423	195.2	17:48:05.941
11		1:35.600	35.963	33.288	26.349	213.4	17:49:41.541
12		1:36.613	35.734	33.414	26.465	215.1	17:51:17.154
13		1:44.927 P	36.268	34.890	33.769	216.4	17:53:02.081

69 Vladislav Lomko Dallara F320 Spiess

Rookie Cryptotower Racing Team

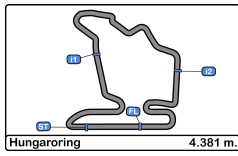
Lap	D	Time	Sector 1	Sector 2	Sector 3	T. Spd	Elapsed
1		17:13:03.738 P	17:11:54.896	36.524	32.318		17:13:03.738
2		2:25.398	1:15.586	40.607	29.205		17:15:29.136
3		1:46.930 P	37.910	36.624	32.396	205.7	17:17:16.066
4		2:34.891 P	1:20.492	40.622	33.777		17:19:50.957
5		5:47.253	4:41.246	38.052	27.955		17:25:38.210
6		1:39.739	37.325	35.516	26.898	208.4	17:27:17.949
7		1:36.378	36.049	33.888	26.441	214.7	17:28:54.327
8		1:36.117	35.831	33.633	26.653	216.4	17:30:30.444
9		1:41.376 P	35.970	34.082	31.324	216.8	17:32:11.820
10		11:46.171	10:40.513	37.665	27.993		17:43:57.991
11		1:39.296	37.548	34.914	26.834	203.7	17:45:37.287
12		1:35.266	35.817	33.212	26.237	214.7	17:47:12.553
13		1:34.858	35.536	33.200	26.122	215.5	17:48:47.411
14		1:34.601	35.491	33.129	25.981	216.4	17:50:22.012
15		1:43.963 P	35.633	33.599	34.731	216.4	17:52:05.975

21 Josh Mason Dallara F320 Spiess

Cryptotower Racing Team

Lap	D	Time	Sector 1	Sector 2	Sector 3	T. Spd	Elapsed
1		17:13:06.507 P	17:11:57.512	36.572	32.423		17:13:06.507
2		2:29.067	1:25.176	36.442	27.449		17:15:35.574
3		1:47.138 P	37.015	35.155	34.968	213.8	17:17:22.712
4		2:30.672	1:28.558	35.024	27.090		17:19:53.384
5		1:43.739 P	36.880	35.417	31.442	213.0	17:21:37.123
6		3:48.284	2:43.307	37.072	27.905		17:25:25.407
7		1:39.937	37.235	35.317	27.385	211.3	17:27:05.344
8		1:38.183	36.702	34.465	27.016	214.2	17:28:43.527
9		1:38.505	36.618	34.730	27.157	214.7	17:30:22.032
10		1:42.553 P	36.517	34.852	31.184	214.7	17:32:04.585
11		6:37.803	5:31.649	37.762	28.392		17:38:42.388
12		1:42.528	37.902	36.374	28.252	204.1	17:40:24.916
13		1:44.727	37.925	37.764	29.038	214.2	17:42:09.643
14		1:48.226 P	40.288	34.876	33.062	214.2	17:43:57.869
15		3:16.250	2:10.644	36.781	28.825		17:47:14.119
16		1:39.206	36.961	35.040	27.205	205.3	17:48:53.325
17		1:36.068	36.120	33.638	26.310	214.7	17:50:29.393
18		1:36.565	35.989	33.261	26.315	215.5	17:52:04.958
19		1:42.391 P	35.907	33.530	32.954	216.0	17:53:47.349





Hungaroring
Euroformula Open
Free Practice - 2
Lap Analysis



71

Christian Mansell

Dallara F320 Spiess **96**

Oliver Goethe

Dallara F320 Spiess

Cryptotower Racing Team

Team Motopark

Lap	D	Time	Sector 1	Sector 2	Sector 3	T. Spd	Elapsed	Lap	D	Time	Sector 1	Sector 2	Sector 3	T. Spd	Elapsed
1		17:13:34.473	17:12:26.323	39.370	28.780		17:13:34.473	1		17:27:09.155	17:25:57.807	42.021	29.327		17:27:09.155
2		1:41.582	37.824	36.645	27.113	209.3	17:15:16.055	2		1:42.423	37.877	36.588	27.958	209.7	17:28:51.578
3		1:37.443	36.494	34.357	26.592	212.5	17:16:53.498	3		1:37.066	36.541	33.975	26.550	212.1	17:30:28.644
4		1:36.646	36.176	33.985	26.485	213.8	17:18:30.144	4		1:36.101	36.233	33.509	26.359	214.7	17:32:04.745
5		1:43.637 P	36.275	35.369	31.993	215.1	17:20:13.781	5		1:58.428	40.724	47.502	30.202	214.2	17:34:03.173
6		3:54.438 P	2:43.961	36.892	33.585		17:24:08.219	6		1:44.509	36.100	33.577	34.832	212.5	17:35:47.682
7		21:47.950	20:38.074	40.201	29.675		17:45:56.169	7		1:35.601	35.904	33.307	26.390	213.4	17:37:23.283
8		1:41.616	38.934	36.032	26.650	210.1	17:47:37.785	8		1:40.153 P	35.886	33.953	30.314	215.5	17:39:03.436
9		1:35.611	36.043	33.365	26.203	212.5	17:49:13.396	9		7:05.311	5:54.212	42.072	29.027		17:46:08.747
10		1:35.126	35.794	33.151	26.181	214.2	17:50:48.522	10		1:41.407	37.741	36.371	27.295	211.3	17:47:50.154
11		1:44.137 P	36.318	36.153	31.666	213.8	17:52:32.659	11		1:34.913	35.811	33.067	26.035	213.4	17:49:25.067
12		1:34.710	35.625	32.846	26.239	215.5	17:50:59.777	12		1:34.710	35.625	32.846	26.239	215.5	17:50:59.777
13		1:41.151 P	36.324	34.278	30.549	216.0	17:52:40.928	13		1:41.151 P	36.324	34.278	30.549	216.0	17:52:40.928

78

Frederick Lubin

Dallara F320 Spiess

Team Motopark

Lap	D	Time	Sector 1	Sector 2	Sector 3	T. Spd	Elapsed
1		17:13:10.382	17:12:00.083	39.565	30.734		17:13:10.382
2		1:45.868	39.029	38.133	28.706	205.3	17:14:56.250
3		1:38.387	36.795	34.545	27.047	210.9	17:16:34.637
4		1:37.556	36.381	34.229	26.946	213.8	17:18:12.193
5		1:43.498 P	36.675	34.236	32.587	214.2	17:19:55.691
6		8:01.190	6:54.066	38.425	28.699		17:27:56.881
7		1:41.501	37.459	36.396	27.646	209.3	17:29:38.382
8		1:37.579	36.474	34.169	26.936	213.0	17:31:15.961
9		1:37.329	36.278	34.048	27.003	213.8	17:32:53.290
10		1:43.042 P	36.158	34.195	32.689	213.8	17:34:36.332
11		11:09.193	10:03.199	37.570	28.424		17:45:45.525
12		1:40.224	37.179	35.867	27.178	211.3	17:47:25.749
13		1:35.641	35.941	33.423	26.277	213.4	17:49:01.390
14		1:35.256	35.654	33.211	26.391	215.1	17:50:36.646
15		1:47.944 P	35.757	33.769	38.418	215.5	17:52:24.590

84

Francesco Simonazzi

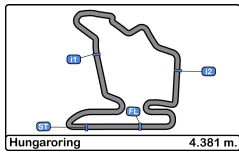
Dallara F320 Spiess

Rookie

BVM Racing

Lap	D	Time	Sector 1	Sector 2	Sector 3	T. Spd	Elapsed
1		17:13:16.117	17:12:10.904	37.637	27.576		17:13:16.117
2		1:41.816	38.271	36.086	27.459	208.8	17:14:57.933
3		1:41.756	38.352	35.968	27.436	215.5	17:16:39.689
4		1:40.025	37.274	35.620	27.131	214.7	17:18:19.714
5		2:01.062	42.140	48.295	30.627	215.5	17:20:20.776
6		1:37.017	36.350	34.052	26.615	213.4	17:21:57.793
7		1:37.150	36.063	34.204	26.883	215.1	17:23:34.943
8		1:37.093	36.061	34.167	26.865	216.0	17:25:12.036
9		1:37.247	35.978	34.472	26.797	216.8	17:26:49.283
10		1:36.845	36.066	34.059	26.720	216.4	17:28:26.128
11		1:36.650	35.897	33.888	26.865	215.1	17:30:02.778
12		1:36.575	35.834	34.076	26.665	216.4	17:31:39.353
13		1:40.753 P	35.893	34.109	30.751	215.1	17:33:20.106
14		9:29.360	8:24.295	37.329	27.736		17:42:49.466
15		1:38.700	36.990	34.933	26.777	213.8	17:44:28.166
16		1:36.600	35.885	33.434	26.281	216.0	17:46:03.766
17		1:48.627	35.719	42.187	30.721	216.4	17:47:52.393
18		1:35.974	35.746	33.844	26.384	216.0	17:49:28.367
19		1:35.484	35.513	33.559	26.409	217.3	17:51:03.848
20		1:39.303 P	35.591	33.538	30.174	218.6	17:52:43.151





Hungaroring
Euroformula Open
Free Practice - 2
Best Sectors Results



Sector - 1			Sector - 2			Sector - 3			Ideal Lap vs Best Lap						
Clas	Nº	Driver	Time	Nº	Driver	Time	Nº	Driver	Time	Clas	Nº	Driver	Ideal Lap	Best Lap	Clas
1	69	Vladislav Lomko	35.491	96	Oliver Goethe	32.846	69	Vladislav Lomko	25.981	1	96	Oliver Goethe	1:34.506	1:34.710	2
2	84	Francesco Simonazzi	35.513	69	Vladislav Lomko	33.129	96	Oliver Goethe	26.035	2	69	Vladislav Lomko	1:34.601	1:34.601	1
3	96	Oliver Goethe	35.625	71	Christian Mansell	33.151	71	Christian Mansell	26.181	3	71	Christian Mansell	1:35.126	1:35.126	3
4	78	Frederick Lubin	35.654	78	Frederick Lubin	33.211	78	Frederick Lubin	26.277	4	78	Frederick Lubin	1:35.142	1:35.256	4
5	12	Ayrton Simmons	35.734	21	Josh Mason	33.261	84	Francesco Simonazzi	26.281	5	84	Francesco Simonazzi	1:35.228	1:36.845	9
6	71	Christian Mansell	35.794	12	Ayrton Simmons	33.288	63	Benjamin Berta	26.285	6	12	Ayrton Simmons	1:35.371	1:35.600	5
7	63	Benjamin Berta	35.808	84	Francesco Simonazzi	33.434	21	Josh Mason	26.310	7	21	Josh Mason	1:35.478	1:36.068	8
8	24	Alex García	35.884	63	Benjamin Berta	33.594	24	Alex García	26.316	8	63	Benjamin Berta	1:35.687	1:35.732	6
9	21	Josh Mason	35.907	24	Alex García	33.734	12	Ayrton Simmons	26.349	9	24	Alex García	1:35.934	1:36.020	7
10	7	Vladimir Netušil	36.775	7	Vladimir Netušil	35.032	7	Vladimir Netušil	27.334	10	7	Vladimir Netušil	1:39.141	1:39.268	10





Hungaroring
Euroformula Open
Free Practice - 2
Best 5 Lap Times



Cls	N°	Driver	Nat	Cat	Cls	Team	Nat	Vehicle	Best 1		Best 2		Best 3		Best 4		Best 5			
									Time	Lap	Time	Lap	Time	Lap	Time	Lap	Time	Lap		
1	69	Vladislav Lomko		FIN	R	1	Cryptotower Racing Team		JPN	Dallara F320 Spiess	1:34.601	14	1:34.858	13	1:35.266	12	1:36.117	8	1:36.378	7
2	96	Oliver Goethe		DNK			Team Motopark		DEU	Dallara F320 Spiess	1:34.710	12	1:34.913	11	1:35.601	7	1:36.101	4	1:37.066	3
3	71	Christian Mansell		AUS			Cryptotower Racing Team		JPN	Dallara F320 Spiess	1:35.126	10	1:35.611	9	1:36.646	4	1:37.443	3	1:41.582	2
4	78	Frederick Lubin		GBR			Team Motopark		DEU	Dallara F320 Spiess	1:35.256	14	1:35.641	13	1:37.329	9	1:37.556	4	1:38.387	3
5	12	Ayrton Simmons		GBR			Drivex		ESP	Dallara F320 HWA	1:35.600	11	1:35.690	7	1:44.025	8	1:44.927	13	1:45.295	5
6	63	Benjamin Berta		HUN			Drivex		ESP	Dallara F320 HWA	1:35.732	15	1:35.939	16	1:36.204	13	1:36.966	12	1:37.017	5
7	24	Alex García		MEX	R	2	Team Motopark		DEU	Dallara F320 Spiess	1:36.020	7	1:36.219	6	1:36.502	4	1:40.675	5	1:46.341	8
8	21	Josh Mason		GBR			Cryptotower Racing Team		JPN	Dallara F320 Spiess	1:36.068	17	1:38.183	8	1:39.937	7	1:42.391	19	1:42.528	12
9	84	Francesco		ITA	R	3	BVM Racing		ITA	Dallara F320 Spiess	1:36.845	10	1:37.017	6	1:37.150	7	1:38.700	15	1:39.303	20
10	7	Vladimir Netušil		CZE			Effective Racing		CZE	Dallara F320 HWA	1:39.268	14	1:39.385	13	1:39.608	8	1:39.727	12	1:40.202	7



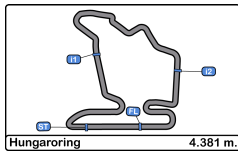


Hungaroring
Euroformula Open
Free Practice - 2
Best 5 Top Speeds



Clas	Nº	Driver	Nat	Cat	Cls	Team	Nat	Vehicle	Top 1		Top 2		Top 3		Top 4		Top 5		Avg	
									Km/h	Lap	Km/h	Lap	Km/h	Lap	Km/h	Lap	Km/h	Lap		
1	84	Francesco Simonazzi		ITA	R	1	BVM Racing		Dallara F320 Spiess	218.6	20	217.3	19	216.8	9	216.4	10	216.4	12	217.1
2	24	Alex García		MEX	R	2	Team Motopark		Dallara F320 Spiess	217.7	5	215.5	7	214.7	8	214.2	6	213.8	4	215.2
3	63	Benjamin Berta		HUN			Drivex		Dallara F320 HWA	216.8	5	216.4	3	216.0	4	216.0	9	215.5	6	216.1
4	69	Vladislav Lomko		FRA	R	3	Cryptotower Racing Team		Dallara F320 Spiess	216.8	9	216.4	8	216.4	14	216.4	15	215.5	13	216.3
5	12	Ayrton Simmons		GBR			Drivex		Dallara F320 HWA	216.4	13	215.5	8	215.1	12	214.7	7	213.4	6	215.0
6	21	Josh Mason		GBR			Cryptotower Racing Team		Dallara F320 Spiess	216.0	19	215.5	18	214.7	9	214.7	10	214.7	17	215.1
7	96	Oliver Goethe		DNK			Team Motopark		Dallara F320 Spiess	216.0	13	215.5	8	215.5	12	214.7	4	214.2	5	215.2
8	7	Vladimir Netušil		CZE			Effective Racing		Dallara F320 HWA	215.5	15	215.1	13	214.2	4	213.8	12	213.4	6	214.4
9	78	Frederick Lubin		GBR			Team Motopark		Dallara F320 Spiess	215.5	15	215.1	14	214.2	5	213.8	4	213.8	9	214.5
10	71	Christian Mansell		AUS			Cryptotower Racing Team		Dallara F320 Spiess	215.1	5	214.2	10	213.8	4	213.8	11	212.5	3	213.9





Hungaroring
Euroformula Open
Free Practice - 2
Fastest Laps Sequence



Lap	Time of Day	Session Time	N°	Driver	Nat	Cat	Team	Nat	Vehicle	Time	Km/h	
2	17:14:56.250	3:56.250	78	Frederick Lubin		GBR	Team Motopark		DEU	Dallara F320 Spiess	1:45.868	148.9
2	17:14:57.933	3:57.933	84	Francesco Simonazzi		ITA	BVM Racing		ITA	Dallara F320 Spiess	1:41.816	154.9
2	17:15:16.055	4:16.055	71	Christian Mansell		AUS	Cryptotower Racing Team		JPN	Dallara F320 Spiess	1:41.582	155.2
3	17:16:34.637	5:34.637	78	Frederick Lubin		GBR	Team Motopark		DEU	Dallara F320 Spiess	1:38.387	160.3
3	17:16:53.498	5:53.498	71	Christian Mansell		AUS	Cryptotower Racing Team		JPN	Dallara F320 Spiess	1:37.443	161.8
4	17:18:30.144	7:30.144	71	Christian Mansell		AUS	Cryptotower Racing Team		JPN	Dallara F320 Spiess	1:36.646	163.1
7	17:28:54.327	17:54.327	69	Vladislav Lomko		FRA	R Cryptotower Racing Team		JPN	Dallara F320 Spiess	1:36.378	163.6
8	17:30:30.444	19:30.444	69	Vladislav Lomko		FRA	R Cryptotower Racing Team		JPN	Dallara F320 Spiess	1:36.117	164.0
4	17:32:04.745	21:04.745	96	Oliver Goethe		DNK	Team Motopark		DEU	Dallara F320 Spiess	1:36.101	164.1
7	17:34:41.752	23:41.752	12	Ayrton Simmons		GBR	Drivex		ESP	Dallara F320 HWA	1:35.690	164.8
7	17:37:23.283	26:23.283	96	Oliver Goethe		DNK	Team Motopark		DEU	Dallara F320 Spiess	1:35.601	164.9
12	17:47:12.553	36:12.553	69	Vladislav Lomko		FRA	R Cryptotower Racing Team		JPN	Dallara F320 Spiess	1:35.266	165.5
13	17:48:47.411	37:47.411	69	Vladislav Lomko		FRA	R Cryptotower Racing Team		JPN	Dallara F320 Spiess	1:34.858	166.2
14	17:50:22.012	39:22.012	69	Vladislav Lomko		FRA	R Cryptotower Racing Team		JPN	Dallara F320 Spiess	1:34.601	166.7



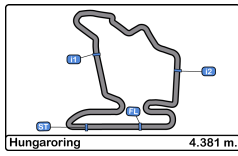


Hungaroring
Euroformula Open
Free Practice - 2
Event Best Maximum Speed



Nº	Driver	Nat	Cat	Clas	Team	Nat	Vehicle	Km/h	Session
84	Francesco Simonazzi		ITA	R 1	BVM Racing		Dallara F320 Spiess	223.1	Private test - 2
63	Benjamin Berta		HUN		Drivex		Dallara F320 HWA	220.4	Private test - 1
96	Oliver Goethe		DNK		Team Motopark		Dallara F320 Spiess	220.4	Private test - 3
69	Vladislav Lomko		FRA	R 2	Cryptotower Racing Team		Dallara F320 Spiess	219.9	Private test - 1
24	Alex García		MEX	R 3	Team Motopark		Dallara F320 Spiess	219.9	Private test - 3
71	Christian Mansell		AUS		Cryptotower Racing Team		Dallara F320 Spiess	219.5	Private test - 3
21	Josh Mason		GBR		Cryptotower Racing Team		Dallara F320 Spiess	219.0	Private test - 3
12	Ayrton Simmons		GBR		Drivex		Dallara F320 HWA	218.6	Private test - 1
78	Frederick Lubin		GBR		Team Motopark		Dallara F320 Spiess	218.1	Private test - 3
7	Vladimir Netušil		CZE		Effective Racing		Dallara F320 HWA	216.4	Private test - 3





Hungaroring
Euroformula Open
Free Practice - 2
Pit Stop Analysis



7 Vladimir Netušil Dallara F320 HWA

Effective Racing

N°	In Day Time	In Time	Out Time	Pit Time	T. Pit Time	Handicap	Diff.
1	17:26:56.391	17:26:56.391	17:36:55.178	9:58.787	9:58.787		

12 Ayrton Simmons Dallara F320 HWA

Drivex

N°	In Day Time	In Time	Out Time	Pit Time	T. Pit Time	Handicap	Diff.
1	17:17:56.113	17:17:56.113	17:18:20.072	23.959	23.959		
2	17:20:20.943	17:20:20.943	17:20:46.686	25.743	49.702		
3	17:22:42.124	17:22:42.124	17:27:50.506	5:08.382	5:58.084		
4	17:36:23.266	17:36:23.266	17:44:31.074	8:07.808	14:05.892		

21 Josh Mason Dallara F320 Spiess

Cryptotower Racing Team

N°	In Day Time	In Time	Out Time	Pit Time	T. Pit Time	Handicap	Diff.
1	17:13:03.730	17:13:03.730	17:13:33.463	29.733	29.733		
2	17:17:19.355	17:17:19.355	17:17:49.596	30.241	59.974		
3	17:21:34.470	17:21:34.470	17:23:42.641	2:08.171	3:08.145		
4	17:32:02.119	17:32:02.119	17:36:56.914	4:54.795	8:02.940		
5	17:43:55.399	17:43:55.399	17:45:30.160	1:34.761	9:37.701		

63 Benjamin Berta Dallara F320 HWA

Drivex

N°	In Day Time	In Time	Out Time	Pit Time	T. Pit Time	Handicap	Diff.
1	17:26:47.540	17:26:47.540	17:36:49.079	10:01.539	10:01.539		

69 Vladislav Lomko Dallara F320 Spiess

Rookie Cryptotower Racing Team

N°	In Day Time	In Time	Out Time	Pit Time	T. Pit Time	Handicap	Diff.
1	17:13:01.179	17:13:01.179	17:13:26.901	25.722	25.722		
2	17:17:13.349	17:17:13.349	17:17:39.477	26.128	51.850		
3	17:19:48.230	17:19:48.230	17:23:53.591	4:05.361	4:57.211		
4	17:32:09.093	17:32:09.093	17:42:06.983	9:57.890	14:55.101		

71 Christian Mansell Dallara F320 Spiess

Cryptotower Racing Team

N°	In Day Time	In Time	Out Time	Pit Time	T. Pit Time	Handicap	Diff.
1	17:20:10.719	17:20:10.719	17:22:03.021	1:52.302	1:52.302		
2	17:24:05.549	17:24:05.549	17:44:06.373	20:00.824	21:53.126		

78 Frederick Lubin Dallara F320 Spiess

Team Motopark

N°	In Day Time	In Time	Out Time	Pit Time	T. Pit Time	Handicap	Diff.
1	17:19:53.020	17:19:53.020	17:26:10.700	6:17.680	6:17.680		
2	17:34:33.986	17:34:33.986	17:43:59.373	9:25.387	15:43.067		

84 Francesco Simonazzi Dallara F320 Spiess

Rookie BVM Racing

N°	In Day Time	In Time	Out Time	Pit Time	T. Pit Time	Handicap	Diff.
1	17:33:17.556	17:33:17.556	17:41:04.772	7:47.216	7:47.216		

96 Oliver Goethe Dallara F320 Spiess

Team Motopark

N°	In Day Time	In Time	Out Time	Pit Time	T. Pit Time	Handicap	Diff.
1	17:39:00.573	17:39:00.573	17:44:15.394	5:14.821	5:14.821		

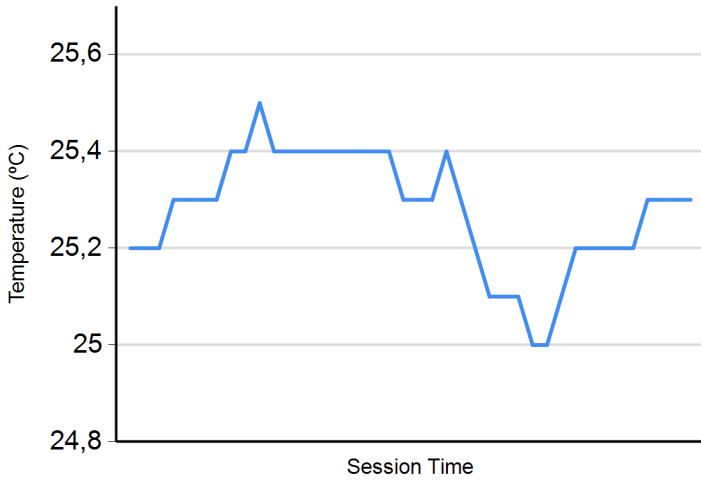




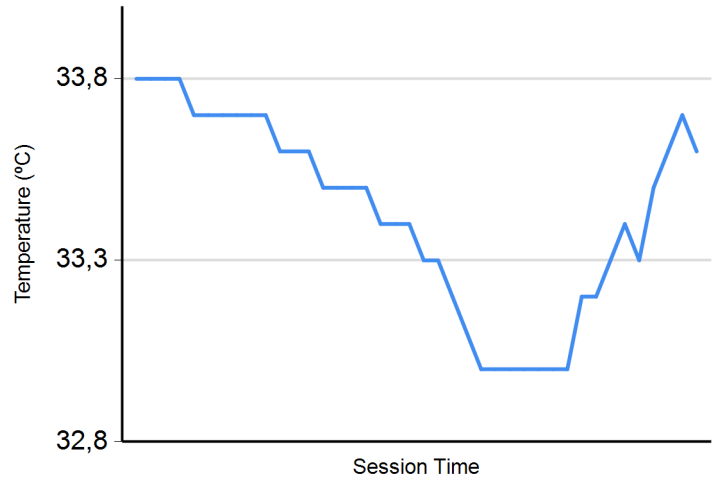
Hungaroring
Euroformula Open
Free Practice - 2
Weather Report



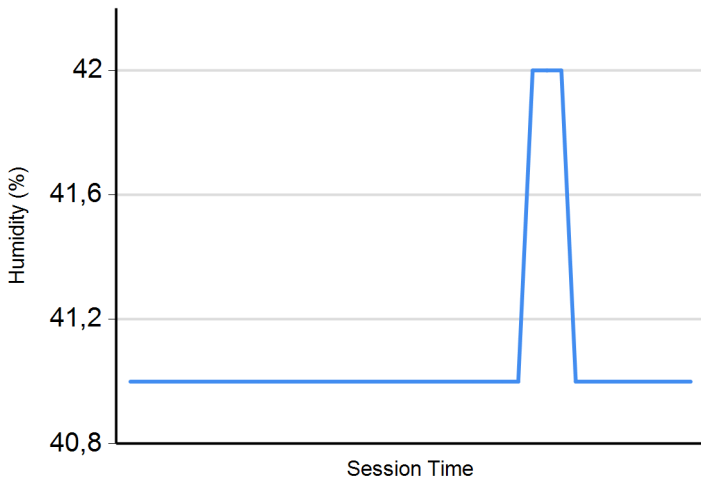
Air Temperature



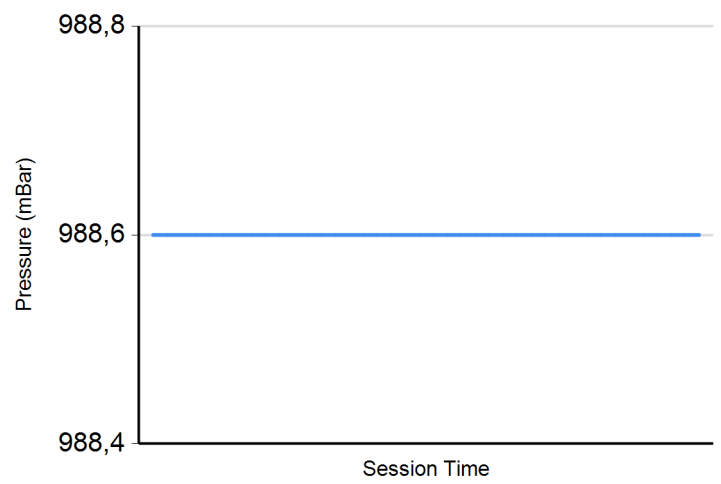
Track Temperature



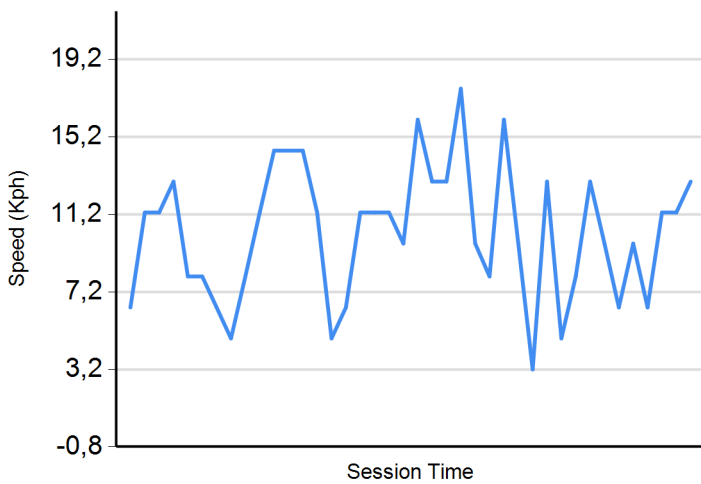
Humidity



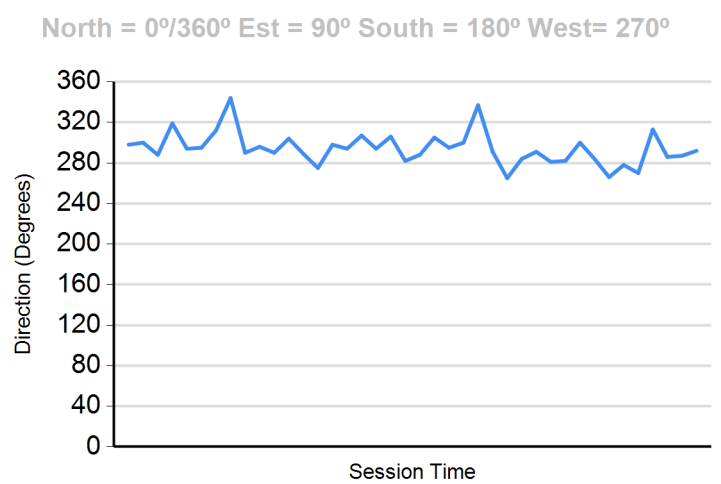
Pressure



Wind Speed



Wind direction





Hungaroring
Euroformula Open
Free Practice - 1 - 2
Combined Results



Cls	Nº	Driver	Nat	Cat	Clas	Team	Nat	Vehicle	Laps	FP1	FP2	Best	Gap	Interval	Km/h			
1	69	Vladislav Lomko		FRK	R	1	Cryptotower Racing Team		Dallara F320 Spiess	31	1:35.720	14	1:34.601	14	1:34.601	166.7		
2	96	Oliver Goethe		DNK			Team Motopark		Dallara F320 Spiess	31	1:35.807	11	1:34.710	12	1:34.710	0.109	0.109	166.5
3	71	Christian Mansell		AUS			Cryptotower Racing Team		Dallara F320 Spiess	27	1:36.272	15	1:35.126	10	1:35.126	0.525	0.416	165.7
4	78	Frederick Lubin		GBR			Team Motopark		Dallara F320 Spiess	33	1:36.716	15	1:35.256	14	1:35.256	0.655	0.130	165.5
5	12	Ayrton Simmonds		GBR			Drivex		Dallara F320 HWA	30	1:36.194	16	1:35.600	11	1:35.600	0.999	0.344	164.9
6	63	Benjamin Berta		HUN			Drivex		Dallara F320 HWA	35	1:36.862	11	1:35.732	15	1:35.732	1.131	0.132	164.7
7	24	Alex García		MEX	R	2	Team Motopark		Dallara F320 Spiess	25	1:36.361	15	1:36.020	7	1:36.020	1.419	0.288	164.2
8	21	Josh Mason		GBR			Cryptotower Racing Team		Dallara F320 Spiess	40	1:36.854	12	1:36.068	17	1:36.068	1.467	0.048	164.1
9	84	Francesco Simonazzi		ITA	R	3	BVM Racing		Dallara F320 Spiess	22	2:30.172	2	1:36.845	10	1:36.845	2.244	0.777	162.8
10	7	Vladimir Netušil		CZE			Effective Racing		Dallara F320 HWA	15			1:39.268	14	1:39.268	4.667	2.423	158.8

*** PENALTIES**

- CAR 24 TIME 1:39.037 DELETED TRACK LIMITS AT T 11
- CAR 24 TIME 1:37.593 DELETED TRACK LIMITS AT T 11
- CAR 63 TIME 1:37.044 DELETED TRACK LIMITS AT T 4
- CAR 63 TIME 1:36.871 DELETED TRACK LIMITS AT T 5
- CAR 84 TIME 1:37.093 DELETED TRACK LIMITS AT T 11
- CAR 84 TIME 1:37.247 DELETED TRACK LIMITS AT T 5
- CAR 84 TIME 1:36.650 DELETED TRACK LIMITS AT T 5 AND 11
- CAR 21 TIME 1:38.505 DELETED TRACK LIMITS AT T 5
- CAR 78 TIME 1:37.579 DELETED TRACK LIMITS AT T 11
- CAR 84 TIME 1:36.575 DELETED TRACK LIMITS AT T 11 + BEST LAP DELETED FOR ABUSING TRACK LIMITS
- CAR 12 TIME 1:36.647 DELETED TRACK LIMITS AT T 11
- CAR 96 TIME 1:44.509 DELETED TRACK LIMITS AT T 11
- CAR 63 TIME 1:35.935 DELETED TRACK LIMITS AT T 5
- CAR 24 TIME 1:37.383 DELETED TRACK LIMITS AT T 14
- CAR 84 TIME 1:35.600 DELETED TRACK LIMITS AT T 4
- CAR 21 TIME 1:39.206 DELETED TRACK LIMITS AT T 5
- CAR 12 TIME 1:35.613 DELETED TRACK LIMITS AT T 5
- CAR 84 TIME 1:35.481 DELETED TRACK LIMITS AT T 84
- CAR 21 TIME 1:35.565 DELETED TRACK LIMITS AT T 5

Published at:.....

Stewards:	Race Director:	Neus Santamaría Sanromà	Timekeeper:	
		DPB/I-0036-ESP		Luis Angel García Nuñez JOB/I-0030-ESP

