



Hungaroring
Euroformula Open
Qualifying
Provisional Results



Clas	Nº	Driver	Nat	Cat	Clas	Team	Nat	Vehicle	Laps	Best	Time	Gap	Interval	Km/h
1	69	Vladislav Lomko		R	1	Cryptotower Racing Team		Dallara F320 Spiess	11	9	1:33.972			167.8
2	78	Frederick Lubin				Team Motopark		Dallara F320 Spiess	12	11	1:34.052	0.080	0.080	167.6
3	96	Oliver Goethe				Team Motopark		Dallara F320 Spiess	12	10	1:34.164	0.192	0.112	167.4
4	21	Josh Mason				Cryptotower Racing Team		Dallara F320 Spiess	11	9	1:34.172	0.200	0.008	167.4
5	12	Ayrton Simmons				Drivex		Dallara F320 HWA	14	13	1:34.348	0.376	0.176	167.1
6	71	Christian Mansell				Cryptotower Racing Team		Dallara F320 Spiess	10	4	1:34.521	0.549	0.173	166.8
7	84	Francesco Simonazzi		R	2	BVM Racing		Dallara F320 Spiess	13	11	1:34.728	0.756	0.207	166.4
8	24	Alex García		R	3	Team Motopark		Dallara F320 Spiess	12	4	1:34.944	0.972	0.216	166.1
9	63	Benjamin Berta				Drivex		Dallara F320 HWA	14	12	1:35.203	1.231	0.259	165.6
10	7	Vladimir Netušil				Effective Racing		Dallara F320 HWA	8	4	1:38.234	4.262	3.031	160.5

*** PENALTIES**

- CAR 84 TIME 1:35.083 DELETED TRACK LIMITS AT T 5
- CAR 96 TIME 1:34.615 DELETED TRACK LIMITS AT T 5
- CAR 96 TIME 1:36.354 DELETED TRACK LIMITS AT T 11
- CAR 12 TIME 1:34.630 DELETED TRACK LIMITS AT T 11
- CAR 12 TIME 1:34.833 DELETED TRACK LIMITS AT T 11
- CAR 84 TIME 1:34.391 DELETED TRACK LIMITS AT T 11
- CAR 24 TIME 1:34.687 DELETED TRACK LIMITS AT T 11
- CAR 96 TIME 1:34.052 DELETED TRACK LIMITS AT T 11
- CAR 84 TIME 1:35.088 DELETED TRACK LIMITS AT T 11
- CAR 71 TIME 1:34.920 DELETED TRACK LIMITS AT T 11

Published at:.....

Track Temp: 40.0 °C Air Temp: 22.3 °C Humidity: 47 % Track Status: DRY

Stewards:

Race Director:

Neus Santamaría
 Sanromà
 DPB/I-0036-ESP

Timekeeper:

Luis Angel Garcia Nufez
 JOB/I-0030-ESP





Hungaroring
Euroformula Open
Qualifying
Provisional Results by Category



Clas	Nº	Driver	Nat	Cat	Clas	Team	Nat	Vehicle	Laps	Best	Time	Gap	Interval	Km/h
1	78	Frederick Lubin				Team Motopark		Dallara F320 Spiess	12	11	1:34.052			167.6
2	96	Oliver Goethe				Team Motopark		Dallara F320 Spiess	12	10	1:34.164	0.112	0.112	167.4
3	21	Josh Mason				Cryptotower Racing Team		Dallara F320 Spiess	11	9	1:34.172	0.120	0.008	167.4
4	12	Ayrton Simmons				Drivex		Dallara F320 HWA	14	13	1:34.348	0.296	0.176	167.1
5	71	Christian Mansell				Cryptotower Racing Team		Dallara F320 Spiess	10	4	1:34.521	0.469	0.173	166.8
6	63	Benjamin Berta				Drivex		Dallara F320 HWA	14	12	1:35.203	1.151	0.682	165.6
7	7	Vladimir Netušil				Effective Racing		Dallara F320 HWA	8	4	1:38.234	4.182	3.031	160.5

Rookie														
1	69	Vladislav Lomko		R	1	Cryptotower Racing Team		Dallara F320 Spiess	11	9	1:33.972			167.8
2	84	Francesco Simonazzi		R	2	BVM Racing		Dallara F320 Spiess	13	11	1:34.728	0.756	0.756	166.4
3	24	Alex García		R	3	Team Motopark		Dallara F320 Spiess	12	4	1:34.944	0.972	0.216	166.1

*** PENALTIES**

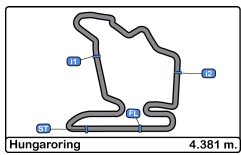
- CAR 84 TIME 1:35.083 DELETED TRACK LIMITS AT T 5
- CAR 96 TIME 1:34.615 DELETED TRACK LIMITS AT T 5
- CAR 96 TIME 1:36.354 DELETED TRACK LIMITS AT T 11
- CAR 12 TIME 1:34.630 DELETED TRACK LIMITS AT T 11
- CAR 12 TIME 1:34.833 DELETED TRACK LIMITS AT T 11
- CAR 84 TIME 1:34.391 DELETED TRACK LIMITS AT T 11
- CAR 24 TIME 1:34.687 DELETED TRACK LIMITS AT T 11
- CAR 96 TIME 1:34.052 DELETED TRACK LIMITS AT T 11
- CAR 84 TIME 1:35.088 DELETED TRACK LIMITS AT T 11
- CAR 71 TIME 1:34.920 DELETED TRACK LIMITS AT T 11

Published at:.....

Track Temp: 40.0 °C Air Temp: 22.3 °C Humidity: 47 % Track Status: DRY

Stewards:	Race Director:	Timekeeper:
	Neus Santamaría Sanromà DPB/I-0036-ESP	 Luis Angel Garcia Nufez JOB/I-0030-ESP





Hungaroring
Euroformula Open
Qualifying
Lap Analysis



7 Vladimir Netušil Dallara F320 HWA **24** Alex Garcia Dallara F320 Spiess

Effective Racing Rookie Team Motopark

Lap	D	Time	Sector 1	Sector 2	Sector 3	T. Spd	Elapsed	Lap	D	Time	Sector 1	Sector 2	Sector 3	T. Spd	Elapsed
1		10:29:22.433	10:28:09.854	42.002	30.577		10:29:22.433	1		10:28:45.033	10:27:38.715	37.904	28.414		10:28:45.033
2		1:47.325	42.023	37.221	28.081	213.4	10:31:09.758	2		1:39.353	37.184	35.234	26.935	204.9	10:30:24.386
3		1:39.475	36.641	35.755	27.079	217.7	10:32:49.233	3		1:35.635	35.703	33.738	26.194	216.0	10:32:00.021
4		1:38.234	36.437	34.707	27.090	218.1	10:34:27.467	4		1:34.944	35.361	33.412	26.171	218.6	10:33:34.965
5		1:39.601	36.509	35.718	27.374	216.4	10:36:07.068	5		1:43.977	40.516	36.340	27.121	218.1	10:35:18.942
6		1:38.858	36.807	34.807	27.244	216.0	10:37:45.926	6		1:35.487	35.741	33.462	26.284	216.0	10:36:54.429
7		1:39.088	36.540	35.147	27.401	216.0	10:39:25.014	7		1:43.862 P	36.566	36.086	31.210	217.3	10:38:38.291
8		1:48.607 P	39.491	36.024	33.092	217.3	10:41:13.621	8		6:35.340 P	5:25.970	36.030	33.340		10:45:13.631

12 Ayrton Simons Dallara F320 HWA

Drivex

Lap	D	Time	Sector 1	Sector 2	Sector 3	T. Spd	Elapsed	Lap	D	Time	Sector 1	Sector 2	Sector 3	T. Spd	Elapsed
1		10:27:23.615	10:26:12.403	40.849	30.363		10:27:23.615	9		2:17.400	1:15.149	34.350	27.901		10:47:31.031
2		1:44.312	39.602	36.653	28.057	194.5	10:29:07.927	10		4:34.687	35.341	33.031	26.315	217.7	10:49:05.718
3		1:35.634	35.833	33.422	26.379	217.3	10:30:43.561	11		1:35.171	35.452	33.253	26.466	217.7	10:50:40.889
4		1:40.431 P	35.736	33.411	31.284	219.9	10:32:23.992	12		2:09.564 P	45.131	42.505	41.928	217.3	10:52:50.453

63 Benjamin Berta Dallara F320 HWA

Drivex

Lap	D	Time	Sector 1	Sector 2	Sector 3	T. Spd	Elapsed	Lap	D	Time	Sector 1	Sector 2	Sector 3	T. Spd	Elapsed
1		10:27:30.709	10:26:23.891	38.345	28.473		10:27:30.709	1		10:27:30.709	10:26:23.891	38.345	28.473		10:27:30.709
2		1:45.338	38.431	37.806	29.101	207.2	10:29:16.047	2		1:45.338	38.431	37.806	29.101	207.2	10:29:16.047
3		1:36.671	35.861	34.254	26.556	216.0	10:30:52.718	3		1:36.671	35.861	34.254	26.556	216.0	10:30:52.718
4		4:34.833	35.527	33.034	26.272	218.6	10:40:39.543	4		1:40.591 P	36.614	34.231	29.746	219.5	10:32:33.309
5		1:40.833 P	36.057	33.826	30.950	216.4	10:42:20.376	5		3:48.955	2:42.098	39.383	27.474		10:36:22.264
6		3:12.518	2:04.115	39.183	29.220		10:45:32.894	6		1:37.298	35.987	33.985	27.326	215.1	10:37:59.562
7		1:40.229	37.752	35.161	27.316	200.0	10:47:13.123	7		1:35.213	35.608	33.501	26.104	216.4	10:39:34.775
8		1:34.506	35.542	32.950	26.014	217.7	10:48:47.629	8		1:35.469	35.706	33.517	26.246	217.7	10:41:10.244
9		1:34.348	35.545	32.821	25.982	218.1	10:50:21.977	9		1:39.215 P	35.769	33.810	29.636	216.0	10:42:49.459
10		1:54.909 P	39.490	38.840	36.579	217.3	10:52:16.886	10		2:55.475	1:50.401	37.060	28.014		10:45:44.934

21 Josh Mason Dallara F320 Spiess

Cryptotower Racing Team

Lap	D	Time	Sector 1	Sector 2	Sector 3	T. Spd	Elapsed	Lap	D	Time	Sector 1	Sector 2	Sector 3	T. Spd	Elapsed
1		10:31:46.969	10:30:35.544	39.753	31.672		10:31:46.969	11		1:47.978	37.484	36.024	34.470	210.1	10:47:32.912
2		1:45.590	39.643	37.901	28.046	200.7	10:33:32.559	12		1:35.203	35.549	33.471	26.183	217.3	10:49:08.115
3		1:35.707	35.908	33.496	26.303	214.7	10:35:08.266	13		1:47.144	36.100	41.536	29.508	218.1	10:50:55.259
4		1:39.691	35.767	36.685	27.239	216.0	10:36:47.957	14		2:13.753 P	43.586	43.896	46.271	204.9	10:53:09.012

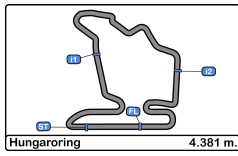
69 Vladislav Lomko Dallara F320 Spiess

Rookie

Cryptotower Racing Team

Lap	D	Time	Sector 1	Sector 2	Sector 3	T. Spd	Elapsed	Lap	D	Time	Sector 1	Sector 2	Sector 3	T. Spd	Elapsed
1		10:30:05.392	10:28:57.631	38.821	28.940		10:30:05.392	1		10:30:05.392	10:28:57.631	38.821	28.940		10:30:05.392
2		1:39.778	37.472	35.500	26.806	204.9	10:31:45.170	2		1:39.778	37.472	35.500	26.806	204.9	10:31:45.170
3		1:34.453	35.420	33.154	25.879	218.1	10:33:19.623	3		1:34.453	35.420	33.154	25.879	218.1	10:33:19.623
4		1:38.403	35.231	35.524	27.648	218.1	10:34:58.026	4		1:38.403	35.231	35.524	27.648	218.1	10:34:58.026
5		1:35.977	35.699	33.795	26.483	216.8	10:36:34.003	5		1:35.977	35.699	33.795	26.483	216.8	10:36:34.003
6		1:43.695 P	35.576	34.097	34.022	217.7	10:38:17.698	6		1:43.695 P	35.576	34.097	34.022	217.7	10:38:17.698
7		7:18.023	6:13.604	36.858	27.561		10:45:35.721	7		7:18.023	6:13.604	36.858	27.561		10:45:35.721
8		1:44.157	36.842	38.643	28.672	201.4	10:47:19.878	8		1:44.157	36.842	38.643	28.672	201.4	10:47:19.878
9		1:33.972	35.407	32.809	25.756	216.0	10:48:53.850	9		1:33.972	35.407	32.809	25.756	216.0	10:48:53.850
10		1:34.051	35.317	32.833	25.901	218.6	10:50:27.901	10		1:34.051	35.317	32.833	25.901	218.6	10:50:27.901
11		2:20.648 P	44.565	48.319	47.764	217.7	10:52:48.549	11		2:20.648 P	44.565	48.319	47.764	217.7	10:52:48.549





Hungaroring
Euroformula Open
Qualifying
Lap Analysis



71

Christian Mansell

Dallara F320 Spiess **96**

Oliver Goethe

Dallara F320 Spiess

Cryptotower Racing Team

Team Motopark

Lap	D	Time	Sector 1	Sector 2	Sector 3	T. Spd	Elapsed	Lap	D	Time	Sector 1	Sector 2	Sector 3	T. Spd	Elapsed
1		10:28:58.350	10:27:49.874	38.824	29.652		10:28:58.350	1		10:29:09.728	10:27:57.772	40.531	31.425		10:29:09.728
2		1:40.156	38.345	35.371	26.440	213.0	10:30:38.506	2		1:40.073	37.556	35.579	26.938	213.4	10:30:49.801
3		1:35.014	35.737	33.084	26.193	216.4	10:32:13.520	3		1:34.645	35.641	33.051	25.923	218.1	10:32:24.416
4		1:34.521	35.552	32.949	26.020	217.3	10:33:48.041	4		1:34.223	35.405	32.910	25.908	218.6	10:33:58.639
5		1:49.536 P	35.552	33.615	40.369	216.8	10:35:37.577	5		1:57.646	40.113	46.921	30.612	218.1	10:35:56.285
6		10:06.561	9:01.634	37.154	27.773		10:45:44.138	6		1:36.354	35.646	33.247	27.461	215.1	10:37:32.639
7		1:44.095	37.644	34.489	31.962	209.3	10:47:28.233	7		1:41.480 P	35.932	34.365	31.183	218.1	10:39:14.119
8		1:45.523	41.691	37.849	25.983	217.3	10:49:13.756	8		6:12.160	5:03.080	39.499	29.581		10:45:26.279
9		1:34.920	35.405	33.237	26.278	217.3	10:50:48.676	9		1:40.412	37.883	35.718	26.811	210.9	10:47:06.691
10		2:17.836 P	48.394	43.674	45.768	216.8	10:53:06.512	10		1:34.164	35.389	32.734	26.041	216.4	10:48:40.855
11		1:34.052	35.346	32.743	25.963	217.7	10:50:14.907	11		1:34.052	35.346	32.743	25.963	217.7	10:50:14.907
12		1:53.173 P	39.616	39.256	34.301	213.4	10:52:08.080	12		1:53.173 P	39.616	39.256	34.301	213.4	10:52:08.080

78

Frederick Lubin

Dallara F320 Spiess

Team Motopark

Lap	D	Time	Sector 1	Sector 2	Sector 3	T. Spd	Elapsed
1		10:29:22.460	10:28:08.248	43.097	31.115		10:29:22.460
2		1:45.351	39.707	37.493	28.151	213.4	10:31:07.811
3		1:35.274	35.789	33.299	26.186	217.7	10:32:43.085
4		1:34.634	35.443	33.121	26.070	218.1	10:34:17.719
5		1:56.393	41.178	42.617	32.598	217.3	10:36:14.112
6		1:35.129	35.733	32.997	26.399	214.7	10:37:49.241
7		1:40.893 P	35.693	33.906	31.294	218.6	10:39:30.134
8		6:10.042	4:55.297	43.584	31.161		10:45:40.176
9		1:47.056	38.057	36.370	32.629	209.7	10:47:27.232
10		1:34.279	35.541	32.756	25.982	215.5	10:49:01.511
11		1:34.052	35.290	32.772	25.990	216.4	10:50:35.563
12		2:01.388 P	36.276	43.853	41.259	217.3	10:52:36.951

84

Francesco Simonazzi

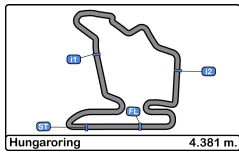
Dallara F320 Spiess

Rookie

BVM Racing

Lap	D	Time	Sector 1	Sector 2	Sector 3	T. Spd	Elapsed
1		10:27:59.305	10:26:55.343	36.682	27.280		10:27:59.305
2		1:37.460	36.804	34.271	26.385	214.7	10:29:36.765
3		1:35.083	35.669	33.308	26.106	216.8	10:31:11.848
4		1:42.406	35.253	38.795	28.358	220.8	10:32:54.254
5		1:48.978	35.220	33.096	40.662	219.5	10:34:43.232
6		1:38.716 P	35.566	33.587	29.563	216.8	10:36:21.948
7		6:16.556	5:13.129	36.426	27.001		10:42:38.504
8		1:48.224	36.524	35.115	36.585	214.2	10:44:26.728
9		1:34.817	35.421	33.342	26.054	216.0	10:46:01.545
10		1:34.394	35.427	32.914	26.050	216.8	10:47:35.936
11		1:34.728	35.342	33.172	26.214	219.5	10:49:10.664
12		1:35.088	35.318	33.404	26.366	219.0	10:50:45.752
13		2:06.795 P	40.923	42.321	43.551	217.3	10:52:52.547





Hungaroring
Euroformula Open
Qualifying
Best Sectors Results



Sector - 1			Sector - 2			Sector - 3			Ideal Lap vs Best Lap						
Clas	Nº	Driver	Time	Nº	Driver	Time	Nº	Driver	Time	Clas	Nº	Driver	Ideal Lap	Best Lap	Clas
1	84	Francesco Simonazzi	35.220	96	Oliver Goethe	32.734	69	Vladislav Lomko	25.756	1	69	Vladislav Lomko	1:33.796	1:33.972	1
2	69	Vladislav Lomko	35.231	78	Frederick Lubin	32.756	21	Josh Mason	25.780	2	21	Josh Mason	1:33.984	1:34.172	4
3	78	Frederick Lubin	35.290	21	Josh Mason	32.763	96	Oliver Goethe	25.908	3	96	Oliver Goethe	1:33.988	1:34.164	3
4	24	Alex García	35.341	69	Vladislav Lomko	32.809	78	Frederick Lubin	25.982	4	78	Frederick Lubin	1:34.028	1:34.052	2
5	96	Oliver Goethe	35.346	12	Ayrton Simmons	32.821	12	Ayrton Simmons	25.982	5	84	Francesco Simonazzi	1:34.184	1:34.728	7
6	71	Christian Mansell	35.405	84	Francesco Simonazzi	32.914	71	Christian Mansell	25.983	6	12	Ayrton Simmons	1:34.330	1:34.348	5
7	21	Josh Mason	35.441	71	Christian Mansell	32.949	84	Francesco Simonazzi	26.050	7	71	Christian Mansell	1:34.337	1:34.521	6
8	12	Ayrton Simmons	35.527	24	Alex García	33.031	63	Benjamin Berta	26.104	8	24	Alex García	1:34.543	1:34.944	8
9	63	Benjamin Berta	35.549	63	Benjamin Berta	33.471	24	Alex García	26.171	9	63	Benjamin Berta	1:35.124	1:35.203	9
10	7	Vladimir Netušil	36.437	7	Vladimir Netušil	34.707	7	Vladimir Netušil	27.079	10	7	Vladimir Netušil	1:38.223	1:38.234	10





Hungaroring
Euroformula Open
Qualifying
Best 5 Lap Times



Cls	N°	Driver	Nat	Cat	Cls	Team	Nat	Vehicle	Best 1		Best 2		Best 3		Best 4		Best 5			
									Time	Lap	Time	Lap	Time	Lap	Time	Lap	Time	Lap		
1	69	Vladislav Lomko		FIN	R	1	Cryptotower Racing Team		JPN	Dallara F320 Spiess	1:33.972	9	1:34.051	10	1:34.453	3	1:35.977	5	1:38.403	4
2	78	Frederick Lubin		GBR			Team Motopark		DEU	Dallara F320 Spiess	1:34.052	11	1:34.279	10	1:34.634	4	1:35.129	6	1:35.274	3
3	96	Oliver Goethe		DNK			Team Motopark		DEU	Dallara F320 Spiess	1:34.164	10	1:34.223	4	1:40.073	2	1:40.412	9	1:41.480	7
4	21	Josh Mason		GBR			Cryptotower Racing Team		JPN	Dallara F320 Spiess	1:34.172	9	1:34.937	10	1:35.707	3	1:35.806	5	1:39.691	4
5	12	Ayrton Simmons		GBR			Drivex		ESP	Dallara F320 HWA	1:34.348	13	1:34.506	12	1:35.634	3	1:40.229	11	1:40.431	4
6	71	Christian Mansell		AUS			Cryptotower Racing Team		JPN	Dallara F320 Spiess	1:34.521	4	1:35.014	3	1:40.156	2	1:44.095	7	1:45.523	8
7	84	Francesco		ITA	R	2	BVM Racing		ITA	Dallara F320 Spiess	1:34.728	11	1:34.817	9	1:37.460	2	1:38.716	6	1:42.406	4
8	24	Alex García		MEX	R	3	Team Motopark		DEU	Dallara F320 Spiess	1:34.944	4	1:35.171	11	1:35.487	6	1:35.635	3	1:39.353	2
9	63	Benjamin Berta		HUN			Drivex		ESP	Dallara F320 HWA	1:35.203	12	1:35.213	7	1:35.469	8	1:36.671	3	1:37.298	6
10	7	Vladimir Netušil		CZE			Effective Racing		CZE	Dallara F320 HWA	1:38.234	4	1:38.858	6	1:39.088	7	1:39.475	3	1:39.601	5



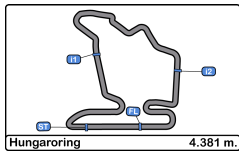


Hungaroring
Euroformula Open
Qualifying
Best 5 Top Speeds



Clas	Nº	Driver	Nat	Cat	Cls	Team	Nat	Vehicle	Top 1		Top 2		Top 3		Top 4		Top 5		Avg	
									Km/h	Lap	Km/h	Lap	Km/h	Lap	Km/h	Lap	Km/h	Lap		
1	84	Francesco Simonazzi		ITA	R	1	BVM Racing		Dallara F320 Spiess	220.8	4	219.5	5	219.5	11	219.0	12	217.3	13	219.2
2	12	Ayrton Simmons		GBR			Drivex		Dallara F320 HWA	219.9	4	218.6	8	218.1	13	217.7	12	217.3	3	218.3
3	63	Benjamin Berta		HUN			Drivex		Dallara F320 HWA	219.5	4	218.1	13	217.7	8	217.3	12	216.4	7	217.8
4	24	Alex García		MEX	R	2	Team Motopark		Dallara F320 Spiess	218.6	4	218.1	5	217.7	10	217.7	11	217.3	7	217.9
5	69	Vladislav Lomko		FRA	R	3	Cryptotower Racing Team		Dallara F320 Spiess	218.6	10	218.1	3	218.1	4	217.7	6	217.7	11	218.0
6	78	Frederick Lubin		GBR			Team Motopark		Dallara F320 Spiess	218.6	7	218.1	4	217.7	3	217.3	5	217.3	12	217.8
7	96	Oliver Goethe		DNK			Team Motopark		Dallara F320 Spiess	218.6	4	218.1	3	218.1	5	218.1	7	217.7	11	218.1
8	7	Vladimir Netušil		CZE			Effective Racing		Dallara F320 HWA	218.1	4	217.7	3	217.3	8	216.4	5	216.0	6	217.1
9	21	Josh Mason		GBR			Cryptotower Racing Team		Dallara F320 Spiess	217.7	6	216.8	10	216.0	4	216.0	5	215.5	9	216.4
10	71	Christian Mansell		AUS			Cryptotower Racing Team		Dallara F320 Spiess	217.3	4	217.3	8	217.3	9	216.8	5	216.8	10	217.1





Hungaroring
Euroformula Open
Qualifying
Fastest Laps Sequence



Lap	Time of Day	Session Time	Nº	Driver	Nat	Cat	Team	Nat	Vehicle	Time	Km/h
2	10:29:07.927	4:07.927	12	Ayrton Simmons			Drivex		Dallara F320 HWA	1:44.312	151.1
2	10:29:36.765	4:36.765	84	Francesco Simonazzi		R	BVM Racing		Dallara F320 Spiess	1:37.460	161.8
3	10:30:43.561	5:43.561	12	Ayrton Simmons			Drivex		Dallara F320 HWA	1:35.634	164.9
3	10:32:13.520	7:13.520	71	Christian Mansell			Cryptotower Racing Team		Dallara F320 Spiess	1:35.014	165.9
3	10:33:19.623	8:19.623	69	Vladislav Lomko		R	Cryptotower Racing Team		Dallara F320 Spiess	1:34.453	166.9
4	10:33:58.639	8:58.639	96	Oliver Goethe			Team Motopark		Dallara F320 Spiess	1:34.223	167.3
10	10:48:40.855	23:40.855	96	Oliver Goethe			Team Motopark		Dallara F320 Spiess	1:34.164	167.4
9	10:48:53.850	23:53.850	69	Vladislav Lomko		R	Cryptotower Racing Team		Dallara F320 Spiess	1:33.972	167.8





Hungaroring
Euroformula Open
Qualifying
Event Best Maximum Speed



Nº	Driver	Nat	Cat	Clas	Team	Nat	Vehicle	Km/h	Session	
84	Francesco Simonazzi		ITA	R	1	BVM Racing		Dallara F320 Spiess	223.1	Private test - 2
63	Benjamin Berta		HUN		Drivex		Dallara F320 HWA	220.4	Private test - 1	
96	Oliver Goethe		DNK		Team Motopark		Dallara F320 Spiess	220.4	Private test - 3	
69	Vladislav Lomko		FRA	R	2	Cryptotower Racing Team		Dallara F320 Spiess	219.9	Private test - 1
24	Alex García		MEX	R	3	Team Motopark		Dallara F320 Spiess	219.9	Private test - 3
12	Ayrton Simmons		GBR		Drivex		Dallara F320 HWA	219.9	Qualifying	
71	Christian Mansell		AUS		Cryptotower Racing Team		Dallara F320 Spiess	219.5	Private test - 3	
21	Josh Mason		GBR		Cryptotower Racing Team		Dallara F320 Spiess	219.0	Private test - 1	
78	Frederick Lubin		GBR		Team Motopark		Dallara F320 Spiess	218.6	Qualifying	
7	Vladimir Netušil		CZE		Effective Racing		Dallara F320 HWA	218.1	Qualifying	





Hungaroring
Euroformula Open
Qualifying
Pit Stop Analysis



12 Ayrton Simmons Dallara F320 HWA

Drivex

N°	In Day Time	In Time	Out Time	Pit Time	T. Pit Time	Handicap	Diff.
1	10:32:21.511	10:32:21.511	10:34:03.390	1:41.879	1:41.879		
2	10:42:17.854	10:42:17.854	10:43:39.643	1:21.789	3:03.668		

21 Josh Mason Dallara F320 Spiess

Cryptotower Racing Team

N°	In Day Time	In Time	Out Time	Pit Time	T. Pit Time	Handicap	Diff.
1	10:40:02.010	10:40:02.010	10:44:32.914	4:30.904	4:30.904		

24 Alex Garcia Dallara F320 Spiess

Rookie Team Motopark

N°	In Day Time	In Time	Out Time	Pit Time	T. Pit Time	Handicap	Diff.
1	10:38:35.674	10:38:35.674	10:43:27.001	4:51.327	4:51.327		
2	10:45:11.171	10:45:11.171	10:45:54.830	43.659	5:34.986		

63 Benjamin Berta Dallara F320 HWA

Drivex

N°	In Day Time	In Time	Out Time	Pit Time	T. Pit Time	Handicap	Diff.
1	10:32:30.916	10:32:30.916	10:34:38.997	2:08.081	2:08.081		
2	10:42:46.989	10:42:46.989	10:44:02.350	1:15.361	3:23.442		

69 Vladislav Lomko Dallara F320 Spiess

Rookie Cryptotower Racing Team

N°	In Day Time	In Time	Out Time	Pit Time	T. Pit Time	Handicap	Diff.
1	10:38:15.239	10:38:15.239	10:43:53.251	5:38.012	5:38.012		

71 Christian Mansell Dallara F320 Spiess

Cryptotower Racing Team

N°	In Day Time	In Time	Out Time	Pit Time	T. Pit Time	Handicap	Diff.
1	10:35:34.633	10:35:34.633	10:43:59.453	8:24.820	8:24.820		

78 Frederick Lubin Dallara F320 Spiess

Team Motopark

N°	In Day Time	In Time	Out Time	Pit Time	T. Pit Time	Handicap	Diff.
1	10:39:27.613	10:39:27.613	10:43:38.054	4:10.441	4:10.441		

84 Francesco Simonazzi Dallara F320 Spiess

Rookie BVM Racing

N°	In Day Time	In Time	Out Time	Pit Time	T. Pit Time	Handicap	Diff.
1	10:36:19.548	10:36:19.548	10:40:57.928	4:38.380	4:38.380		

96 Oliver Goethe Dallara F320 Spiess

Team Motopark

N°	In Day Time	In Time	Out Time	Pit Time	T. Pit Time	Handicap	Diff.
1	10:39:11.386	10:39:11.386	10:43:35.170	4:23.784	4:23.784		

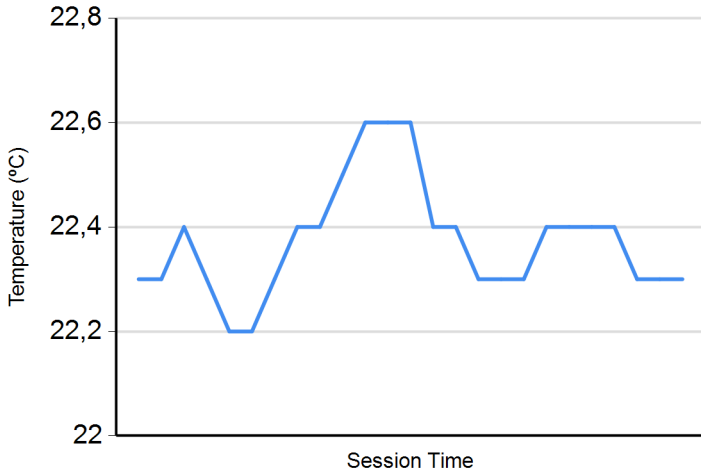




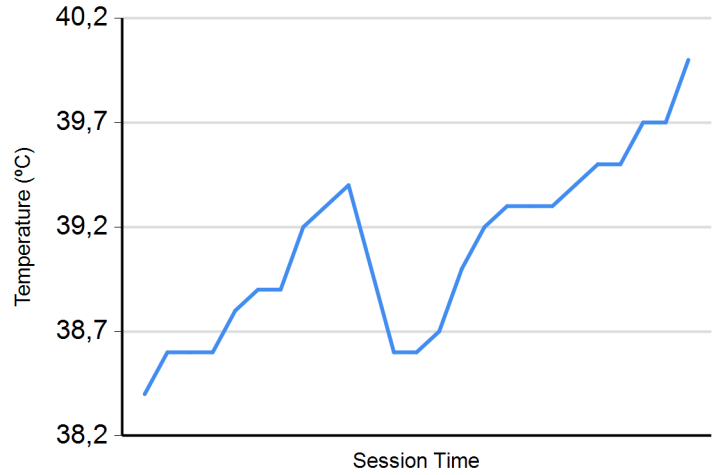
Hungaroring
Euroformula Open
Qualifying
Weather Report



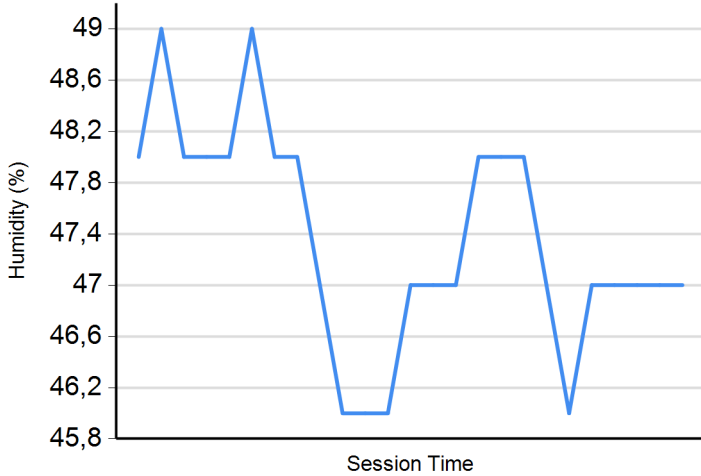
Air Temperature



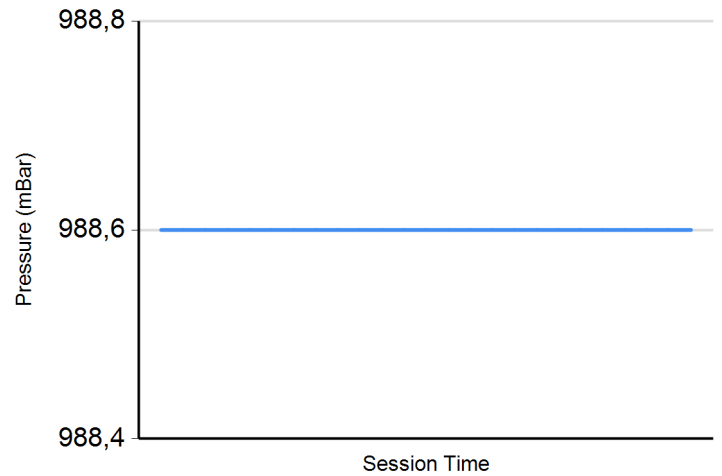
Track Temperature



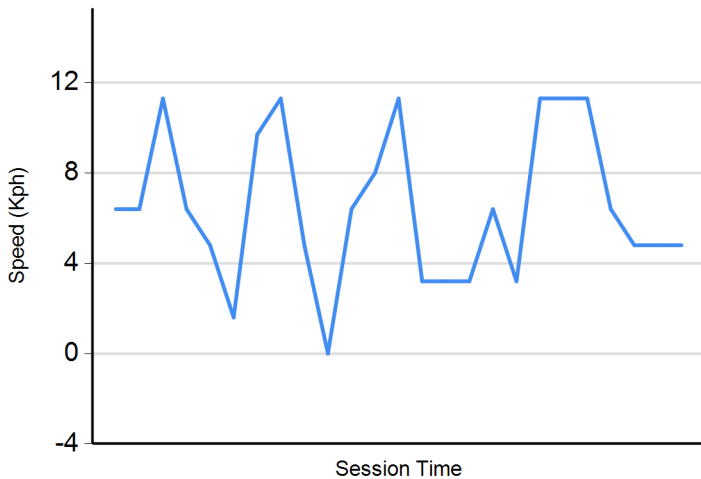
Humidity



Pressure



Wind Speed



Wind direction

